



WEEKLY MARKET INFORMATION REPORT – FOR THE WEEK ENDING THURSDAY MAY 11, 2023

The following information is collected from various sources and disseminated by Beef Farmers of Ontario.

ONTARIO DIRECT TO PACKER RAILGRADE CATTLE TRADE

Prices are on a carcass weight basis before grade and weight discounts:

A Grade Steers	375.00
A Grade Heifers	374.00

ONTARIO LIVE CATTLE TRADE

Ontario auction sales this week saw weighted average price ranges for:

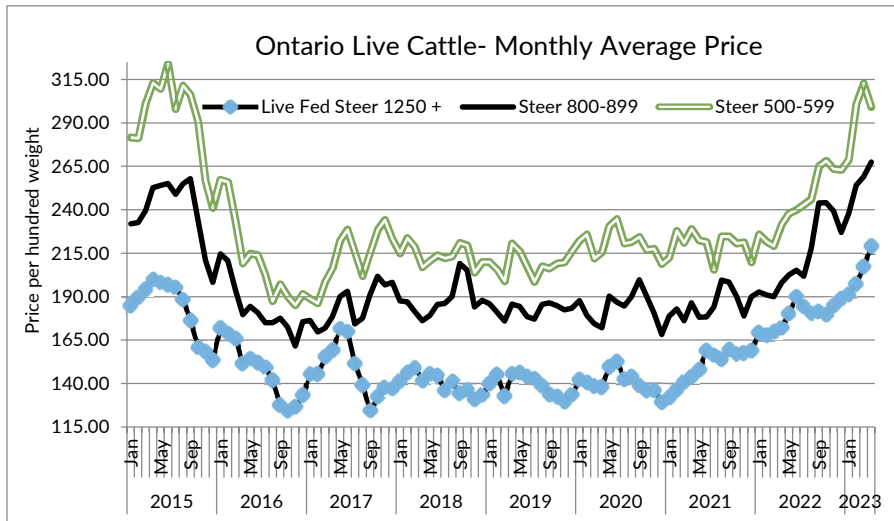
FED CATTLE	Volume	Price Range	Average	Top	Last Week Avg
Large Frame Steers +1250	152	217.80-229.59	225.50	234.25	225.48
Medium Frame Steers +1250	105	212.32-227.35	221.53	240.00	222.82
Large & Medium Frame Steers +1250	257	216.24-229.76	224.47	240.00	225.01
Large Frame Heifers +1000	141	217.90-229.52	224.02	232.75	224.89
Medium Frame Heifers +1000	199	216.02-228.52	222.15	238.50	219.78
Large & Medium Frame Heifers +1000	340	215.94-228.32	222.92	238.50	222.41
Fed steers, Dairy & Dairy Cross +1250	42	175.58-190.89	183.28	198.50	190.46
Fed heifers, Dairy & Dairy Cross +1000	89	133.35-181.06	159.60	218.00	161.80
Cows - All Weights	1,714	101.69-139.62	118.27	194.00	115.15
Bulls - All Weights	120	133.36-162.20	149.91	222.50	145.40

STOCKERS - Large and Medium Frame

STEERS	Volume	Price Range	Average	Top	Last Week Avg
1000+	553	243.58-269.33	259.11	275.00	264.75
900-999	637	229.63-286.63	275.76	291.69	270.58
800-899	514	257.71-294.67	280.75	310.00	280.57
700-799	605	246.97-318.75	289.59	339.00	301.16
600-699	793	293.79-357.03	337.63	375.00	323.54
500-599	406	248.65-367.16	322.14	397.50	321.14
400-499	262	266.09-376.52	335.83	404.99	309.08
-399	67	260.59-362.47	313.03	660.00	353.64

STOCKERS - Large and Medium Frame

HEIFERS	Volume	Price Range	Average	Top	Last Week Avg
+900	396	209.01-240.94	227.18	263.00	222.28
800-899	194	207.04-267.08	243.41	291.00	249.70
700-799	364	227.91-280.97	259.79	295.00	261.28
600-699	592	222.89-309.58	269.50	350.00	274.62
500-599	491	210.52-314.67	264.11	350.00	278.11
400-499	272	212.10-306.22	263.30	347.50	282.51
300-399	54	215.52-298.80	261.59	352.50	266.83
-299	11	260.32-287.59	272.31	459.99	N/T



ONTARIO STOCKER & FEEDER TRADE

At Kawartha Lakes Community Sale Barn: **May 4, 2023**–202 cows, 11 bulls, 53 veal, 5 fed cattle, 33 stockers

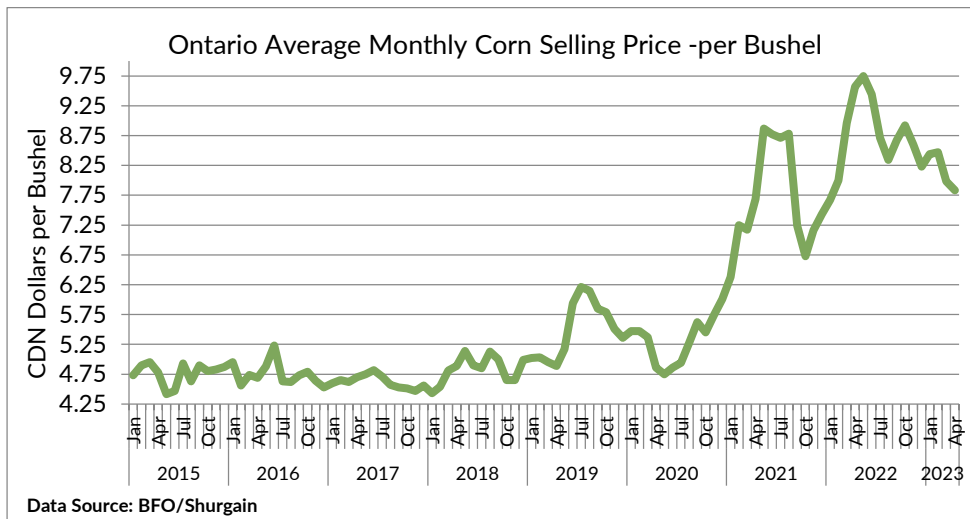
	Price Range	Average	Top
Cows	101.00-137.00	113.96	144.00
Bulls under 1600 lbs	82.50-160.00	133.25	160.00
Bulls over 1600 lbs	130.00-161.00	311.16	575.00
Veal Calves 600 lbs+	159.00-190.00	165.12	190.00
Veal Calves 125 lbs -	100.00-525.00	311.16	575.00

At Denfield Livestock Exchange Inc.: **May 9, 2023**: 349 Fed Cattle, 23 Veal, 70 Cows, 5 Bulls, 8 stockers

	Price Range	Average	Top
Large & Medium Frame Fed Steers +1250 lbs	221.00-230.25	226.40	240.00
Large & Medium Frame Fed Heifers +1000 lbs	222.50-230.25	226.43	238.50
Fed Heifers, Dairy & Dairy Cross +1000 lbs	152.00-218.00	185.38	218.00
Cows	108.00-140.00	124.04	147.00
Veal calves 600 lbs +	167.00-194.00	180.12	237.50

At Aylmer Stockyards Inc.: **May 10, 2023** - 22 veal, 131 Cows, 29 fed cattle, 28 Stockers, 5 Bulls

	Price Range	Average	Top
Fed Heifers, dairy & dairy cross 1000+ lbs	127.00-185.00	166.70	185.00
Cows	100.00-162.00	124.10	162.00
Veal 600+ lbs	127.00-210.00	173.90	262.50



Data Source: BFO/Shurgain

ONTARIO STOCKER & FEEDER TRADE

Stocker sale at **Brussels Livestock: May 5, 2023- 1,202 Stockers**

Steers	Price Range	Average	Top	Heifers	Price Range	Average	Top
1000+	214.00-273.50	253.68	275.00	900+	219.00-249.75	236.37	263.00
900-999	235.00-288.50	275.41	288.50	800-899	228.00-276.25	258.97	276.25
800-899	238.00-284.00	262.40	289.00	700-799	243.00-290.25	266.85	290.25
700-799	251.00-312.00	279.36	316.00	600-699	235.00-291.00	259.05	310.00
600-699	282.00-349.00	324.49	360.00	500-599	245.00-323.00	280.17	323.00
500-599	275.00-367.50	322.69	386.00	400-499	225.00-300.00	253.61	300.00
400-499	290.00-380.00	355.23	398.00	300-399	262.50-313.00	292.72	313.00
399-	220.00-285.00	263.33	285.00				

Stocker sale at **Ontario Stockyards Inc: May 4, 2023- 729 Stockers**

Steers	Price Range	Average	Top	Heifers	Price Range	Average	Top
1000+	180.00-236.00	212.00	236.00	900+	172.50-205.00	196.58	205.00
900-999	200.00-258.00	240.75	258.00	800-899	215.00-240.00	226.55	246.00
800-899	233.00-304.00	271.54	304.00	700-799	202.50-278.00	240.87	278.00
700-799	250.00-300.00	279.85	315.00	600-699	195.00-275.00	242.70	275.00
600-699	285.00-362.00	330.42	362.00	500-599	165.00-305.00	224.93	327.00
500-599	232.50-380.00	330.64	380.00	400-499	200.00-295.00	243.94	317.00
400-499	245.00-385.00	328.79	385.00	300-399	180.00-330.00	260.23	330.00
399-	190.00-277.50	226.88	300.00				

Stocker sale at **Community Livestock Exchange: May 9, 2023: 151 Stockers**

Steers	Price Range	Average	Top	Heifers	Price Range	Average	Top
600-699	150.00-260.00	221.39	260.00	600-699	162.50-264.99	231.00	264.99
500-599	180.00-320.00	266.40	320.00	500-599	142.50-270.00	222.80	270.00
400-499	204.99-370.00	297.40	370.00	400-499	180.00-262.50	237.09	262.50
399-	200.00-364.99	316.69	364.99				

Stocker sale at **Keady Livestock Market: May 9, 2023: 1,573 Stockers**

Steers	Price Range	Average	Top	Heifers	Price Range	Average	Top
1000+	230.00-249.00	239.50	249.00	900+	162.50-225.00	208.89	225.00
900-999	260.00-276.00	268.03	276.00	800-899	225.00-250.00	238.89	250.00
800-899	275.00-297.00	288.94	308.00	700-799	259.00-295.00	283.19	295.00
700-799	268.00-328.00	296.99	339.00	600-699	272.00-326.50	302.63	326.50
600-699	337.00-375.00	364.45	375.00	500-599	260.00-319.00	292.39	322.50
500-599	315.00-397.50	357.93	397.50	400-499	265.00-338.00	307.12	347.50
400-499	320.00-402.00	363.62	402.00	300-399	295.00-352.50	341.00	252.50
399-	310.00-390.00	347.00	390.00				

Stocker sale at **Renfrew Pontiac Livestock: May 9, 2023: 259 Stockers**

Steers	Price Range	Average	Top	Heifers	Price Range	Average	Top
900-999	141.99-252.99	231.89	252.99	700-799	189.99-264.99	241.50	264.99
800-899	222.50-269.49	259.29	269.49	600-699	204.99-285.00	29.10	285.00
700-799	177.49-302.99	267.20	302.99	500-599	182.49-310.00	252.30	310.00
600-699	194.99-352.00	300.49	352.00	400-499	169.99-302.49	279.89	302.49
500-599	210.00-375.00	310.89	375.00	300-399	192.50-304.99	249.80	304.99
400-499	220.00-357.50	326.29	357.50				

Stocker sale at **Ontario Livestock Exchange: May 10, 2023: 771 Stockers**

Steers	Price Range	Average	Top	Heifers	Price Range	Average	Top
1000+	256.00-272.00	265.71	272.00	900+	234.00-244.00	234.60	244.00
900-999	268.00-291.00	279.08	291.00				
800-899	290.00-310.00	299.89	310.00				
700-799	285.00-311.00	307.44	311.00				

Stocker sale at Ontario Livestock Exchange: **May 11, 2023: 475 Stockers**

Steers	Price Range	Average	Top	Heifers	Price Range	Average	Top
1000+	165.00-217.50	194.50	217.50	900+	155.00-220.00	190.00	220.00
900-999	201.00-227.50	211.14	242.50	800-899	197.50-257.50	218.70	257.50
800-899	220.00-288.00	254.59	288.00	700-799	180.00-265.00	223.61	265.00
700-799	215.00-292.50	254.02	312.50	600-699	200.00-261.00	238.80	297.50
600-699	220.00-310.00	272.27	365.00	500-599	225.00-290.00	255.52	300.00
500-599	220.00-342.50	286.45	390.00	400-499	207.50-255.00	231.06	260.00
400-499	215.00-290.00	256.50	315.00	300-399	205.00-250.00	233.89	330.00
399-	240.00-270.00	259.00	350.00				

Stocker sale at Ontario Stockyards Inc: **May 11, 2023: 521 Stockers**

Steers	Price Range	Average	Top	Heifers	Price Range	Average	Top
1000+	172.50-241.00	202.75	241.00	900+	180.00-201.00	191.54	235.00
900-999	227.50-250.00	241.36	268.00	800-899	200.00-250.50	237.23	252.50
800-899	242.50-286.00	267.65	294.00	700-799	247.50-272.50	261.49	272.50
700-799	270.00-317.00	298.11	317.00	600-699	222.50-295.50	259.60	295.50
600-699	295.00-347.50	327.63	360.00	500-599	220.00-315.00	266.17	315.00
500-599	270.00-375.00	327.61	382.00	400-499	245.00-300.00	273.62	337.50
400-499	255.00-387.00	341.84	387.00	300-399	115.00-275.00	217.91	275.00
399-	305.00-340.00	327.78	340.00				

ONTARIO STOCKER & FEEDER TRADE SPECIAL SPRING SALE

Stocker sale at Community Livestock Exchange: **May 5, 2023- 1,105 Stockers**

Steers	Price Range	Average	Top	Heifers	Price Range	Average	Top
900-999	189.99-291.69	283.09	291.69	900+	180.00-232.50	221.09	232.50
800-899	225.00-302.49	282.69	302.49	800-899	169.99-291.00	248.60	291.00
700-799	200.00-337.99	310.70	337.99	700-799	180.00-287.99	249.80	287.99
600-699	229.99-358.00	327.49	358.00	600-699	155.00-350.00	256.09	350.00
500-599	220.00-379.99	338.79	379.99	500-599	169.99-350.00	260.99	350.00
400-499	282.50-404.99	358.49	404.99	400-499	180.00-335.00	263.70	335.00
399-	250.00-379.99	304.00	379.99	300-399	222.50-350.00	277.80	350.00

Quinte Cattlemen's Association Stocker Sale- There was an excellent offering of 1105 cattle consisting of 682 steers and 423 heifers. Demand was strong in all categories with steer prices having a definite advantage over the Ontario market in all weight categories. Heifer prices, while strong, fell short of the very strong Ontario averages in the lighter weights. As always, the demand for grass cattle was strong. There were 64 consignors and 33 purchasing buyers.

Stocker sale at: Thessalon- Algoma Cooperative Livestock Sales: **May 6, 2023- 394 stockers**

Steers	Price Range	Heifers	Price Range
700-799	304.50-317.00	800-899	258.00-299.50
600-699	300.00-331.50	600-699	235.00-285.00
500-599	302.00-359.50	500-599	284.00-315.00
400-499	330.00-359.50	400-499	240.00-291.00

WEEKLY LIVE CATTLE EXPORTS-ONTARIO

	Week ending Apr 22 , 2023	Week ending Apr 15, 2023	Year to Date
Total live slaughter cattle exported through Ontario ports to the U.S.	2,666	2,410	44,964
Steers & Heifers & Cows	2,588	2,323	43,561
Bulls	78	87	1,403

CANADIAN- FEDERALLY INSPECTED PROCESSING-Canfax/CBGA

	Week Ending May 6, 2023	# of hd change from week ago	YTD	% Change (Week Ago)	% Change (Year Ago)
Grand Total	56,753	-742	1,100,808	-1%	-3%
Western Processing	43,696	-1,409	874,504	-3%	-2%
Eastern Processing	13,057	+667	226,304	+5%	-8%

ONTARIO- FEDERALLY INSPECTED PROCESSING-Canfax/CBGA

	Week Ending May 6, 2023	# of hd change from week ago	YTD	% Change (Week Ago)	% Change (Year Ago)
Grand Total	11,379	+532	197,761	+4.9%	-10%

AVERAGE CARCASS WEIGHTS – CANADA-Canfax/CBGA

	Steers	Heifers
May 6, 2023	900	828
Apr 29, 2023	884	837
May 7, 2022	937	847

AVERAGE CARCASS WEIGHTS – ONTARIO-Canfax/CBGA

	Steers	Heifers
May 6, 2023	967	852
Apr 29, 2023	959	859
May 7, 2022	963	841

USDA ESTIMATED CATTLE PROCESSING VOLUME

	Week Ending May 13, 2023	Previous Week	Year Ago
Grand Total	646,000	623,000	651,000

QUEBEC ELECTRONIC AUCTION MARKET (F.O.B. THE FEEDLOT)

	Price	Change from Last Week
For the week ending May 11, 2023	370.00-374.50	+2.00

ALBERTA DIRECT TRADE

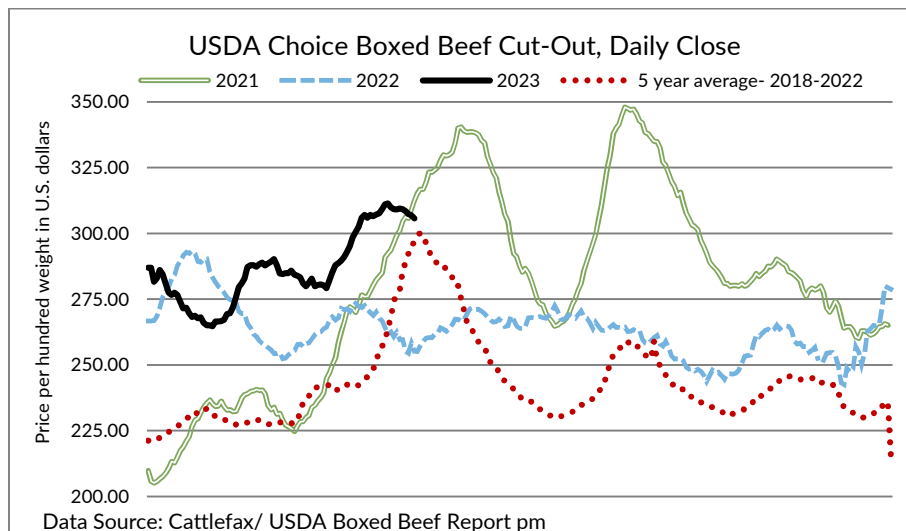
Alberta's direct trade: for the week ending May 11, 2023

Steers	Live FOB	N/T	Rail - FOB	383.50-388.50
Heifers	Live FOB	232.50	Rail - FOB	383.50-387.00

U.S. TRADE (U.S. funds)

The U.S. cash cattle trade: for the week ending May 11, 2023

Choice and Select Steers and Heifers:	Live	169.00-178.00
	Rail	268.00-280.50



U.S. BOXED BEEF CUT-OUT VALUES (U.S. funds)

	Choice 600-900	Select 600-900
Current Five Day Average	307.54	285.46

BEEF EXPORTS – CANADA (AAFC)

	United States Jan 1- Feb 28/2023	Change from last year YTD	Mexico Jan 1- Feb 28/2023	Change from last year YTD
Total	60,265 tonnes	+10% or +5,519 tonnes	6,282 tonnes	+41% or +1,828 tonnes
	Japan Jan 1- Feb 28/2023	Change from last year YTD	South Korea Jan 1- Feb 28/2023	Change from last year YTD
Total	9,201 tonnes	+27% or +1,955 tonnes	3,040 tonnes	+82% or +1,369 tonnes

LIVE CATTLE – CANADA (AAFC)

IMPORTS		Import % change from 2022 YTD	EXPORTS		Export % change from 2022 YTD
	Jan 1- Feb 28/2023			Jan 1- Apr 22/2023	
Pure bred	740	-31%	Slaughter steers & heifers & cows	169,398	+1%
Non-pure bred	53,051	+56%	Feeder cattle & calves	43,080	-55%
			Bulls	8,283	-8%

BEEF PRODUCTION – CANADA (AAFC)

	Jan 1 – Apr 29, 2023	Last Year Same Time	% Change
Fed	351,133 tonnes	372,312 tonnes	-6%
Non-fed	59,641 tonnes	54,731 tonnes	+9%

BEEF IMPORTS – CANADA (AAFC)

	Jan 1 – Apr 29, 2023	Last Year Same Time	% Change
United States	30,483 tonnes	32,946 tonnes	-7%
Mexico	4,129 tonnes	3,796 tonnes	+9%
Non-CUSMA	13,348 tonnes	11,912 tonnes	+12%
EU-27 (beef/veal total)	2,485 tonnes	5,617 tonnes	-56%
Total	51,082 tonnes	54,309 tonnes	-6%

CHICAGO MERCANTILE EXCHANGE

Closing quotes on futures **today** were as follows:

Live Cattle			Feeder Cattle			Corn		
Jun	164.40	+1.45	May	205.47	+1.35	May	6.332	+0.6
Aug	162.45	+1.65	Aug	228.97	+2.90	Jul	5.962	+4.0
Oct	166.15	+1.60	Sep	231.97	+2.67	Sep	5.106	-4.2
Dec	170.27	+1.60	Oct	234.15	+2.45	Dec	5.086	-5.0
Feb	174.67	+1.10	Nov	234.85	+2.12	Mar	5.192	-4.4
Apr	177.72	+0.80	Jan	233.52	+1.55	May	5.256	-4.4
Soybeans			Soft Red Winter Wheat			Canadian \$		
May	14.350	-8.2	May	6.244	+10.2	Spot	73.74	-0.39
Jul	13.900	-15.4	Jul	6.350	+7.6	Jun	73.80	-0.41
Aug	13.182	-19.0	Sep	6.474	+8.4	Sep	73.94	-0.41
Sep	12.442	-23.6	Dec	6.642	+8.0	Dec	74.04	-0.40
Nov	12.236	-24.2	Mar	6.764	+8.0	Mar	74.10	-0.39
Jan	12.336	-24.0	May	6.824	+7.2	Jun	74.10	-0.38

ONTARIO STOCKER & FEEDER TRADE SPECIAL SALES

May 13 11:00 am	Denfield Livestock Exchange	Vaccinated Calf & Yearling Sale
May 16 11:00 am	Ontario Stockyards Inc	Special Spring Stocker Sale
May 17 11:00 am	Kawartha Lakes Community Sale Barn	KLC Special Stocker Sale
May 27 11:00 am	Denfield Livestock Exchange	Final Vaccinated Calf & Yearling Sale
May 31 12:00 pm	Aylmer Stockyards Inc	Special Stocker Sale
May 31 1:00 pm	Vankleek Hill Livestock Exchange	Special Stocker Sale
May 31 7:00 pm	Cargill Auction Market	Special Stocker Sale

Comments for the week ending May 11, 2023

There were 596 fed steers and heifers sold through auction markets this week up 21 head from the previous week and 365 more than the same time last year. Fed steers ranged from \$216.54-\$230.12 averaging \$224.80 down \$0.21 from last week but \$45.93 stronger than year ago prices. Fed heifers sold from \$215.94-\$228.32 averaging \$222.92 up \$0.51 from the prior week and \$49.96 above this time last year. Auction markets reported trade as active on good demand with prices steady and strong.

The Ontario railgrade market was limited in volume this week, with just a few deals reported at steady prices of \$375.00 dressed for steers and \$374.00 for heifers with delivery the week of May 29th. Limited selling interest in the steady bids was reported as sellers look for higher prices. US packer interest in Ontario fed cattle continues. This week's average prices are up \$75.00 cwt over the same time last year.

Lighter receipts of 1,714 fed/cull cows sold through auction markets this week down 366 head from the previous week but 155 more than the same time last year. Cows ranged from \$101.69-\$139.62 averaging \$118.27 up \$3.12 cwt from the week before and \$19.53 stronger than year ago prices. Auction markets reported trade as steady with one market noting beef cows considerably higher. By mid-week trade was reported as \$5.00-\$7.00 cwt higher but ended the week trading steady. There were 501 head of beef cows sold through auction market this week down 23 head from the previous week, averaging \$124.45 down \$2.45 cwt from last week's weighted average beef cow price.

Exports of cattle for processing, including fed steers and heifers, cows and bulls through Ontario ports to the U.S. are sitting at 44,960 head as of April 24, 2023. This volume is up 40.4% over the same time in 2022 but down 5.5% from the same time in 2021. The largest increase in volume this year is noted in the fed steers which are sharply higher than last year and the year before. Fed heifer volumes are approximately double last year's numbers at this time and also higher than in 2021. The cull cow volumes are slightly higher than last year at this time but considerably lower than 2021 export numbers.

Lighter receipts of stocker and feeder cattle sold through auction markets this week at 6,387 head, down 2,341 from the week before and 329 fewer than the same week last year. Auction markets reported calves as steady to stronger and \$5.00-\$10.00 cwt higher. Yearlings/heavier cattle sold steady to fully steady across the board but by mid-week trade was barely steady. Actual average prices this week saw steers 400-500 lbs up \$26.75, 500-600 lbs up \$1.00, 600-700 lbs up \$14.09, 700-800 lbs down \$11.57, 800-900 lbs up \$0.18, 900-1000 lbs up \$5.18 and steers 1000 lbs plus averaged \$5.64 easier than last week on average. Heifers from 300-400 lbs were down \$5.24 cwt, 400-500 lbs down \$19.21, 500-600 lbs down \$14.00, 600-700 lbs down \$5.12, 700-800 lbs down \$1.49, 800-900 lbs down \$6.29 while heifers 900 lbs and over averaged \$4.90 cwt higher than last week's weighted average price.

The Quebec electronic market this week ranged from \$370.00-\$374.50 cwt dressed on a picked-up basis, down \$2.00 cwt from last week on average.

Alberta direct trade this week ranged from \$385.00-\$390.00 cwt delivered on a dressed basis, majority trading at \$390.00 with prices averaging steady to last week. Canfax reports: "Competition on this week's cash market has been good with all three western Canadian packers buying cattle. With steady to higher cash prices and stronger basis levels producers are motivated sellers, digging deep into their calf pens to find cattle. Most of the cattle that traded were being scheduled for 1-2 week delivery while there were a

couple lots of cattle that won't be picked up until June. On Thursday afternoon western packers were still calling around looking to buy more cattle."

The U.S. cash cattle trade the week ending May 5th continued to trade easier. Business in the south ranged from \$170.00-\$174.00 live, mainly \$172.00 down \$1.00 cwt. Business in the north was down \$2.00-\$3.00 on a live basis from \$176.00-\$180.00, mainly \$176.00-\$177.00 with dressed trade from \$275.00-\$285.00 with most from \$280.00-\$281.00 cwt. Overall average prices for the week reported by the USDA Mandatory Price Report saw live steers average \$173.93 down \$3.22 cwt and live heifers \$173.84 down \$3.54. On the rail steers averaged \$280.94 down \$3.11 cwt with heifers averaging \$280.92 down \$3.25.

This week the U.S. cash cattle trade was very limited early week with just a couple of deals noted in Iowa at \$176.00-\$177.00 live, steady while a few dressed deals were reported at \$277.00 dressed but not enough to establish a market. On Wednesday afternoon a light trade in the south reported sales from \$167.00-\$170.00 cwt live, mainly \$170.00 down \$2.00 cwt. In the north a light test was noted from \$176.00-\$177.00 live and \$268.00-\$278.00 dressed, mainly \$277.00-\$278.00 down \$2.00-\$3.00 cwt from last week but not enough sold to establish a market. Thursday, light to moderate trade in the north was reported from \$172.00-\$178.00 live, most at \$176.00-\$177.00 which is steady to last week's northern trade, with dressed deals from \$277.00-\$280.00 cwt, mostly \$279.00-\$280.00 down \$1.00-\$2.00 from last week's trade. Today the market was quiet and it appears that business for this week has been completed.