



## WEEKLY MARKET INFORMATION REPORT – FOR THE WEEK ENDING THURSDAY MAY 18, 2023

The following information is collected from various sources and disseminated by Beef Farmers of Ontario.

### ONTARIO DIRECT TO PACKER RAILGRADE CATTLE TRADE

Prices are on a carcass weight basis before grade and weight discounts:

<b>A Grade Steers</b>	375.00
<b>A Grade Heifers</b>	374.00

### ONTARIO LIVE CATTLE TRADE

Ontario auction sales this week saw weighted average price ranges for:

<b>FED CATTLE</b>	<b>Volume</b>	<b>Price Range</b>	<b>Average</b>	<b>Top</b>	<b>Last Week Avg</b>
Large Frame Steers +1250	71	214.58-226.52	222.60	231.50	225.50
Medium Frame Steers +1250	47	192.82-226.11	215.99	232.00	221.53
Large & Medium Frame Steers +1250	118	214.11-227.42	222.60	232.00	224.47
Large Frame Heifers +1000	164	209.18-226.72	222.55	232.50	224.02
Medium Frame Heifers +1000	183	216.75-228.23	222.11	236.00	222.15
Large & Medium Frame Heifers +1000	347	212.84-227.72	222.39	236.00	222.92
Fed steers, Dairy & Dairy Cross +1250	8	172.38-186.50	180.24	221.00	183.28
Fed heifers, Dairy & Dairy Cross +1000	48	141.18-185.49	157.30	215.50	159.60
Cows - All Weights	1,559	104.43-146.19	123.89	198.00	118.27
Bulls - All Weights	109	133.76-168.10	150.94	266.00	149.91

#### STOCKERS - Large and Medium Frame

<b>STEERS</b>	<b>Volume</b>	<b>Price Range</b>	<b>Average</b>	<b>Top</b>	<b>Last Week Avg</b>
1000+	328	236.46-267.39	249.57	279.00	259.11
900-999	322	251.31-283.52	268.45	292.00	275.76
800-899	505	275.37-301.27	287.65	322.00	280.75
700-799	382	251.06-317.91	289.10	347.50	289.59
600-699	582	281.78-353.07	325.83	400.00	337.63
500-599	433	283.21-372.51	334.44	401.00	322.14
400-499	225	269.58-377.07	331.60	418.00	335.83
-399	90	231.99-360.17	294.34	660.00	313.03

#### STOCKERS - Large and Medium Frame

<b>HEIFERS</b>	<b>Volume</b>	<b>Price Range</b>	<b>Average</b>	<b>Top</b>	<b>Last Week Avg</b>
+900	201	199.36-234.50	220.04	257.00	227.18
800-899	253	228.92-259.89	246.69	279.75	243.41
700-799	435	220.46-271.76	247.97	285.00	259.79
600-699	432	227.54-297.43	267.88	331.00	269.50
500-599	531	231.76-307.43	271.23	344.00	264.11
400-499	256	225.90-315.44	278.08	355.00	263.30
300-399	76	205.89-266.18	244.37	327.50	261.59
-299	3	N/T	N/T	N/T	272.31

At Kawartha Lakes Community Sale Barn: **May 13, 2023-91 cows, 10 bulls, 35 veal, 39 fed cattle, 38 stockers**

	Price Range	Avg.	Top
Fed Heifers, Large & Medium Frame 1000 lb +	170.00-218.00	212.81	218.00
Cows	115.00-150.00	128.94	166.00
Bulls under 1600 lbs	147.50-149.00	148.15	149.00
Bulls over 1600 lbs	159.00-176.00	160.45	176.00
Veal Calves 600 lbs+	157.50-185.00	166.67	185.00
Veal Calves 125 lbs -	71.43-500.00	224.53	500.00

At Denfield Livestock Exchange Inc.: **May 16, 2023: 299 Fed Cattle, 9 Veal, 55 Cows, 3 Bulls, 4 stockers**

	Price Range	Average	Top
Large & Medium Frame Fed Steers +1250 lbs	222.00-229.25	226.69	232.00
Large & Medium Frame Fed Heifers +1000 lbs	224.25-231.00	227.57	236.00
Cows	116.00-147.00	130.23	151.50
Veal calves 600 lbs +	163.00-180.00	171.86	190.00

At Aylmer Stockyards Inc.: **May 17, 2023 - 15 veal, 139 Cows, 11 fed cattle, 20 Stockers, 1 Bull**

	Price Range	Average	Top
Fed Heifers, dairy & dairy cross 1000+ lbs	141.99-173.99	155.89	173.99
Cows	100.00-164.99	129.69	164.99
Veal 600+ lbs	120.99-245.00	176.60	245.00

## ONTARIO STOCKER & FEEDER TRADE

Stocker sale at Brussels Livestock: **May 12, 2023- 988 Stockers**

Steers	Price Range	Average	Top	Heifers	Price Range	Average	Top
1000+	230.00-267.00	246.64	273.50	900+	211.00-247.00	230.93	257.00
900-999	244.00-292.00	272.39	292.00	800-899	230.00-273.50	250.73	279.75
800-899	285.00-295.00	290.67	297.00	700-799	230.00-267.00	255.85	284.00
700-799	264.00-324.00	294.29	324.00	600-699	227.00-317.00	289.41	317.00
600-699	312.00-365.00	344.83	365.00	500-599	268.00-321.00	291.42	321.00
500-599	200.00-345.00	283.41	345.00	400-499	237.00-300.00	279.69	300.00
400-499	235.00-375.00	323.58	375.00	300-399	125.00-251.00	211.60	251.00

Stocker sale at Community Livestock Exchange: **May 16, 2023: 130 Stockers**

Steers	Price Range	Average	Top	Heifers	Price Range	Average	Top
700-7996	220.00-285.00	258.99	285.00	600-699	192.50-262.50	241.29	262.50
600-699	175.00-325.00	263.20	325.00	500-599	142.50-282.50	237.09	282.50
500-599	285.00-364.99	329.00	364.99	400-499	254.99-295.00	287.69	295.00
400-499	295.00-389.99	360.30	389.99				

Stocker sale at Keady Livestock Market: **May 16, 2023: 885 Stockers**

Steers	Price Range	Average	Top	Heifers	Price Range	Average	Top
1000+	195.00-236.00	222.33	236.00	900+	140.00-240.00	219.62	240.00
800-899	291.00-313.00	300.79	322.00	800-899	237.00-251.00	245.23	251.00
700-799	262.00-323.00	290.40	347.50	700-799	217.50-283.00	254.16	283.00
600-699	295.00-370.00	342.39	370.00	600-699	237.00-291.00	273.75	305.00
500-599	325.00-387.50	355.29	395.00	500-599	230.00-300.00	268.41	344.00
400-499	351.00-392.50	373.67	392.50	400-499	275.00-300.00	290.94	300.00
399-	255.00-335.00	281.25	335.00	300-399	280.00-305.00	295.91	320.00

Stocker sale at Renfrew Pontiac Livestock: **May 16, 2023: 257 Stockers**

Steers	Price Range	Average	Top	Heifers	Price Range	Average	Top
800-899	127.49-292.49	210.99	292.49	700-799	180.00-262.99	222.10	262.99
700-799	161.00-310.00	240.79	310.00	600-699	164.99-281.99	222.99	281.99
600-699	180.00-352.49	294.79	352.49	500-599	150.00-275.00	231.80	275.00
500-599	242.49-370.00	311.90	370.00	400-499	182.49-302.49	245.40	302.49
400-499	180.00-329.99	268.50	329.99	300-399	202.49-300.00	276.20	300.00
399-	254.99-329.99	301.39	329.99				

Stocker sale at Ontario Livestock Exchange: **May 17, 2023: 523 Stockers**

Steers	Price Range	Average	Top	Heifers	Price Range	Average	Top
1000+	252.50-279.00	261.21	279.00	900+	241.50-245.50	243.77	245.50
900-999	269.50-283.50	273.48	283.50	800-899	234.00-271.00	260.05	271.00
800-899	277.00-310.00	293.26	310.00				
700-799	220.00-317.50	270.00	317.50				
600-699	338.00-349.00	344.05	349.00				

Stocker sale at Ontario Livestock Exchange: **May 18, 2023: 220 Stockers**

Steers	Price Range	Average	Top	Heifers	Price Range	Average	Top
1000+	212.50-252.00	245.31	252.00	900+	195.00-220.00	211.76	239.00
900-999	172.50-200.00	185.56	210.00	800-899	200.00-227.50	215.83	227.50
800-899	190.00-245.00	208.85	250.00	700-799	137.50-227.50	189.25	257.50
700-799	215.00-272.50	234.46	272.50	600-699	200.00-230.00	219.17	230.00
600-699	195.00-270.00	218.75	330.00	500-599	260.00-300.00	285.83	300.00
500-599	190.00-320.00	263.04	365.00	400-499	245.00-307.50	288.00	307.50
400-499	230.00-330.00	283.00	390.00				
399-	222.50-385.00	279.00	385.00				

**ONTARIO STOCKER & FEEDER TRADE SPECIAL SPRING SALE**

Stocker sale at Denfield Livestock Exchange: **May 13, 2023- 350 Stockers**

Steers	Price Range	Average	Top	Heifers	Price Range	Average	Top
900-999	248.00-287.50	279.60	287.50	800-899	247.50-270.00	266.95	270.00
800-899	255.00-290.00	274.27	290.00	700-799	237.50-285.00	258.42	285.00
700-799	285.00-316.00	296.88	316.00	600-699	220.00-267.50	245.39	331.00
600-699	285.00-352.00	326.27	352.00	500-599	230.00-271.00	250.26	301.00
500-599	285.00-348.00	329.87	348.00	400-499	226.00-311.00	279.11	327.00
400-499	274.00-320.00	299.04	350.00				
399-	265.00-362.50	301.94	362.50				

Stocker sale at Ontario Stockyards Inc: **May 16, 2023: 1,129 Stockers**

Steers	Price Range	Average	Top	Heifers	Price Range	Average	Top
1000+	236.00-279.00	252.29	279.00	900+	199.00-221.00	204.50	221.00
900-999	246.00-287.00	268.46	287.00	800-899	242.50-266.00	257.24	266.00
800-899	285.00-297.00	290.44	301.00	700-799	245.00-281.00	260.64	284.00
700-799	280.00-335.00	316.22	339.00	600-699	250.00-322.50	288.71	322.50
600-699	319.00-364.00	346.50	400.00	500-599	247.50-321.00	284.76	342.50
500-599	335.00-396.50	369.82	400.00	400-499	237.50-355.00	317.69	355.00
400-499	280.00-418.00	367.27	418.00	300-399	185.00-275.00	247.14	327.50
399-	250.00-400.00	300.71	400.00				

Special Spring Stocker Sale- Stockers sold with excellent demand on a stronger market.

Stocker sale at Kawartha Lakes Community Sales Barn: **May 17, 2023- 378 Stockers**

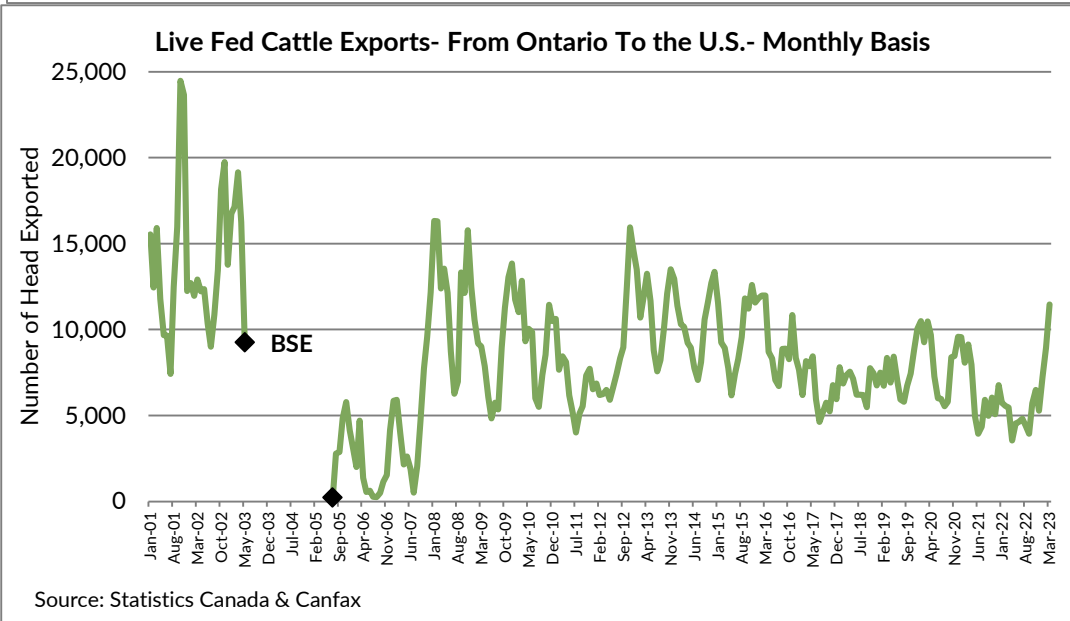
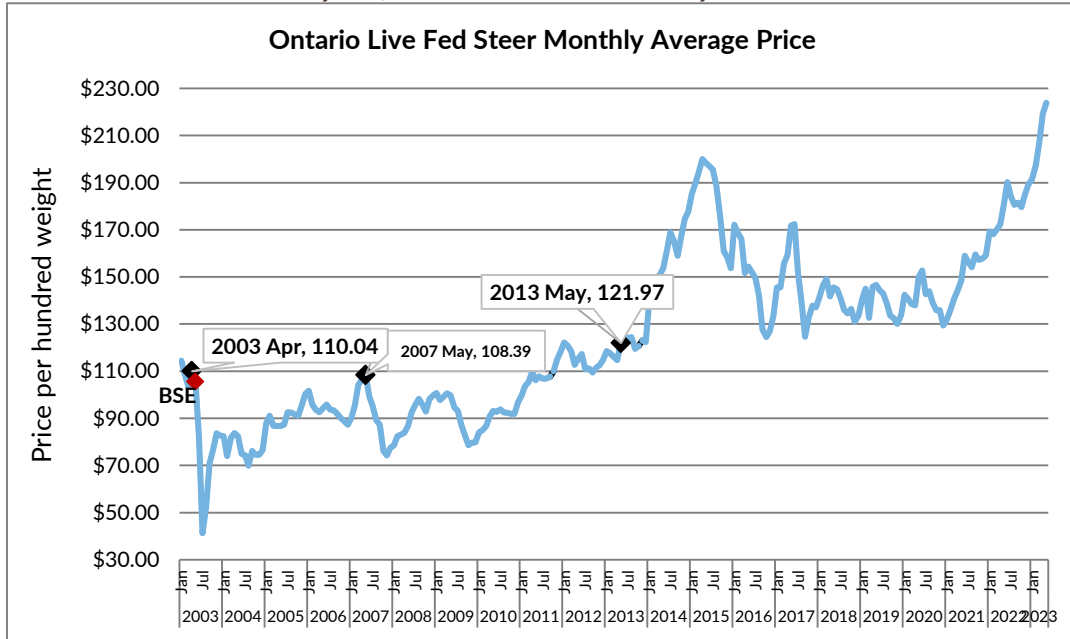
Steers	Price Range	Average	Top	Heifers	Price Range	Average	Top
800-899	215.00-285.00	247.11	285.00	800-899	202.50-239.50	231.28	239.50
700-799	192.50-324.00	282.85	324.00	700-799	157.50-276.50	205.23	276.50
600-699	204.00-368.00	316.18	368.00	600-699	227.00-307.00	258.26	307.00
500-599	200.00-375.00	303.55	401.00	500-599	200.00-325.00	257.18	329.00
400-499	215.00-395.00	303.69	395.00	400-499	195.00-355.00	267.13	355.00
399-	205.00-330.00	250.68	330.00	300-399	190.00-250.00	214.62	250.00

Good vaccinated stockers sold actively at steady prices.

**WEEKLY LIVE CATTLE EXPORTS-ONTARIO**

	Week ending Apr 29, 2023	Week ending Apr 22, 2023	Year to Date
Total live slaughter cattle exported through Ontario ports to the U.S.	2,377	2,666	47,341
Steers & Heifers & Cows	2,288	2,588	45,849
Bulls	89	78	1,492

May 21, 2023- 20<sup>th</sup> Anniversary of BSE



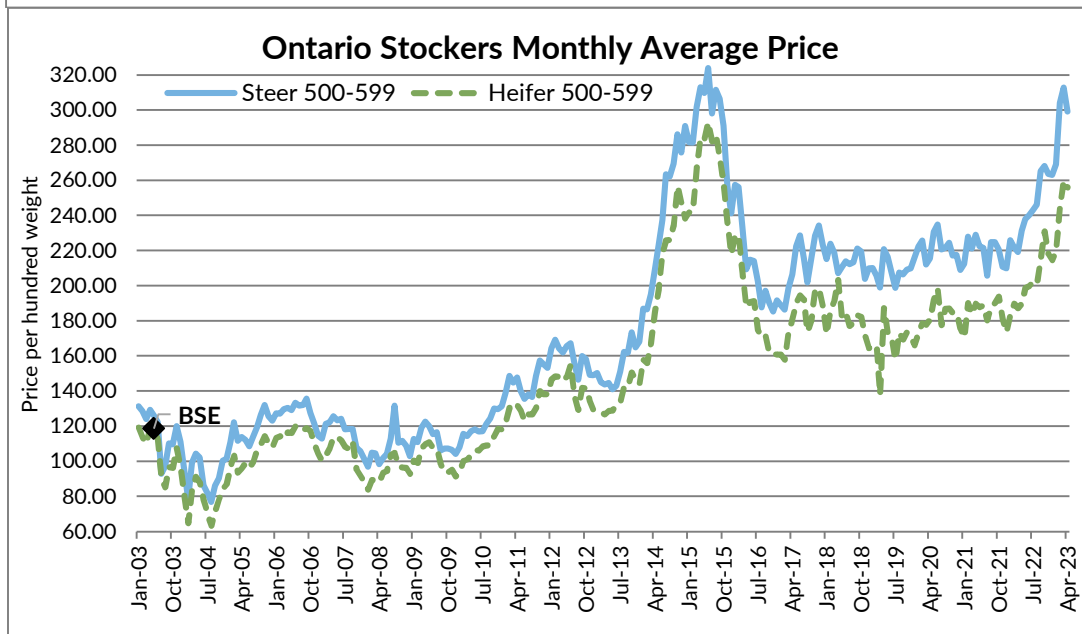
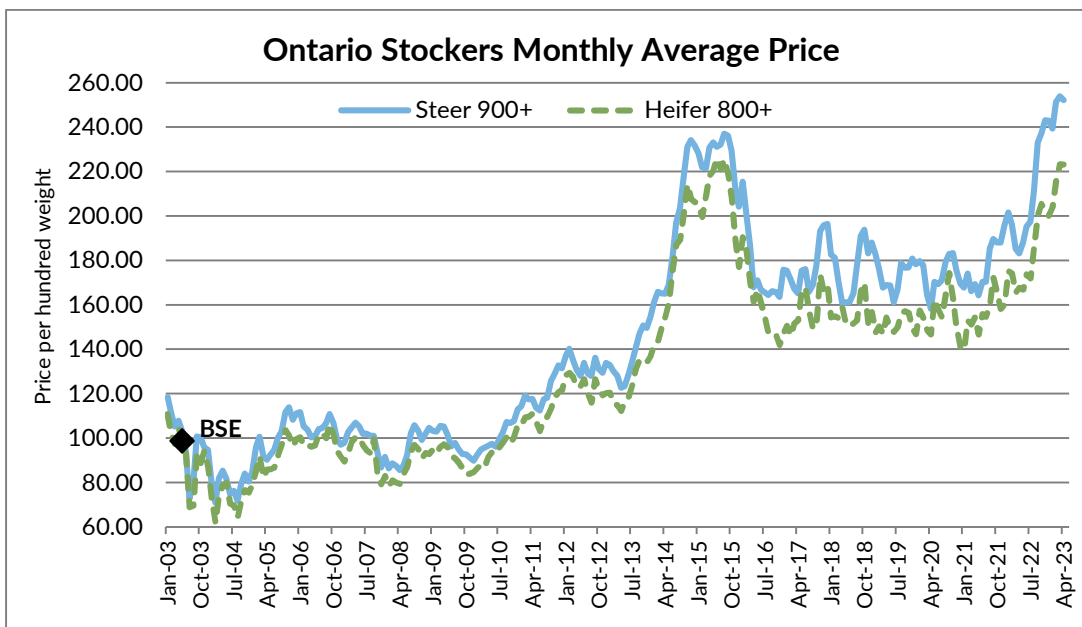
Source: Statistics Canada & Canfax

**CANADIAN- FEDERALLY INSPECTED PROCESSING-Canfax/CBGA**

	Week Ending May 13, 2023	# of hd change from week ago	YTD	% Change (Week Ago)	% Change (Year Ago)
Grand Total	58,630	+1,877	1,159,438	+3%	-4%
Western Processing	45,453	+1,757	919,957	+4%	-3%
Eastern Processing	13,177	+120	239,481	+1%	-8%

**ONTARIO- FEDERALLY INSPECTED PROCESSING-Canfax/CBGA**

	Week Ending May 13, 2023	# of hd change from week ago	YTD	% Change (Week Ago)	% Change (Year Ago)
Grand Total	11,540	+161	209,301	+1.4%	-10%



#### AVERAGE CARCASS WEIGHTS – CANADA-Canfax/CBGA

	Steers	Heifers
May 13, 2023	891	831
May 6, 2023	900	828
May 14, 2022	924	851

#### AVERAGE CARCASS WEIGHTS – ONTARIO-Canfax/CBGA

	Steers	Heifers
May 13, 2023	961	841
May 6, 2023	967	852
May 14, 2022	947	853

#### USDA ESTIMATED CATTLE PROCESSING VOLUME

	Week Ending	Previous Week	Year Ago
	May 20, 2023		
Grand Total	642,000	646,000	677,000

## QUEBEC ELECTRONIC AUCTION MARKET (F.O.B. THE FEEDLOT)

For the week ending May 18, 2023	Price 375.25-376.00	Change from Last Week +2.52
----------------------------------	------------------------	--------------------------------

### ALBERTA DIRECT TRADE

Alberta's direct trade: for the week ending May 18, 2023

Steers	Live FOB	234.25	Rail - FOB	390.50-396.50
Heifers	Live FOB	N/T	Rail - FOB	391.50-393.50

### U.S. TRADE (U.S. funds)

The U.S. cash cattle trade: for the week ending May 18, 2023

Choice and Select Steers and Heifers:	Live	168.00-182.00
	Rail	275.00-282.00

### U.S. BOXED BEEF CUT-OUT VALUES (U.S. funds)

	Choice 600-900	Select 600-900
Current Five Day Average	300.50	284.05

### BEEF EXPORTS – CANADA (AAFC)

	<i>United States</i>	<i>Change from last year YTD</i>	<i>Mexico</i>	<i>Change from last year YTD</i>
	<i>Jan 1- Mar 31/2023</i>		<i>Jan 1- Mar 31/2023</i>	
Total	91,464 tonnes	+7% or +6,200 tonnes	9,084 tonnes	+37% or +2,432 tonnes
	<i>Japan</i>	<i>Change from last year YTD</i>	<i>South Korea</i>	<i>Change from last year YTD</i>
	<i>Jan 1- Mar 31/2023</i>		<i>Jan 1- Mar 31/2023</i>	
Total	12,827 tonnes	-6% or -887 tonnes	4,326 tonnes	-25% or -1,451 tonnes
	<i>Hong Kong</i>	<i>Change from last year YTD</i>	<b>Total Beef Exports</b>	<i>Change from last year YTD</i>
	<i>Jan 1- Mar 31/2023</i>		<i>Jan 1- Mar 31/2023</i>	
Total	4,042 tonnes	+10% or +379 tonnes	126,090 tonnes	+5% or +6,504 tonnes

### LIVE CATTLE – CANADA (AAFC)

<b>IMPORTS</b>	<i>Import % change from 2022 YTD</i>	<b>EXPORTS</b>	<i>Export % change from 2022 YTD</i>
		<i>Jan 1- Apr 29/2023</i>	
<i>Jan 1- Mar 31/2023</i>			
Pure bred	2,025    +13%	Slaughter steers & heifers & cows	177,574    +0%
Non-pure bred	76,100    +47%	Feeder cattle & calves	48,274    -52%
		Bulls	8,830    -10%

### BEEF PRODUCTION – CANADA (AAFC)

	<i>Jan 1 – May 6, 2023</i>	<i>Last Year Same Time</i>	<i>% Change</i>
Fed	370,428 tonnes	394,483 tonnes	-6%
Non-fed	62,306 tonnes	57,696 tonnes	+8%

### BEEF IMPORTS – CANADA (AAFC)

	<i>Jan 1 – May 6, 2023</i>	<i>Last Year Same Time</i>	<i>% Change</i>
United States	33,208 tonnes	35,401 tonnes	-6%
Mexico	4,336 tonnes	4,072 tonnes	+6%
Non-CUSMA	14,338 tonnes	12,728 tonnes	+13%
EU-27 (beef/veal total)	2,698 tonnes	5,956 tonnes	-55%
Total	55,321 tonnes	58,219 tonnes	-5%

## CHICAGO MERCANTILE EXCHANGE

Closing quotes on futures **today** were as follows:

Live Cattle			Feeder Cattle			Corn		
Jun	165.72	+0.20	May	206.27	+0.17	Jul	5.544	-0.6
Aug	164.30	+0.67	Aug	235.10	+0.60	Sep	4.944	-1.0
Oct	168.45	+0.70	Sep	237.95	+0.72	Dec	4.996	-1.0
Dec	172.27	+0.65	Oct	239.45	+0.67	Mar	5.100	-1.2
Feb	176.32	+0.60	Nov	239.37	+0.70	May	5.156	-1.4
Apr	179.12	+0.50	Jan	237.20	+0.77	Jul	5.184	-1.6
Soybeans			Soft Red Winter Wheat			Canadian \$		
Jul	13.072	-26.0	Jul	6.050	-6.6	Spot	74.03	+0.01
Aug	12.480	-21.4	Sep	6.170	-7.4	Jun	74.07	+0.01
Sep	11.862	-17.4	Dec	6.354	-7.0	Sep	74.21	+0.02
Nov	11.754	-11.4	Mar	6.506	-6.6	Dec	74.30	+0.03
Jan	11.856	-11.4	May	6.592	-6.0	Mar	74.36	+0.04
Mar	11.890	-11.4	Jul	6.612	-4.0	Jun	74.34	+0.04

Beef Farmers of Ontario | Phone: 519.824.0334 | Fax: 519.824.9101 | Email: [markets@ontariobeef.com](mailto:markets@ontariobeef.com)

### ONTARIO STOCKER & FEEDER TRADE SPECIAL SALES

May 20	Kawartha Lakes Community Sales Barn	Bred Cow & Cow/Calf Pairs
May 27	cancelled	Denfield Livestock Exchange
May 31 12:00 pm	Aylmer Stockyards Inc	Special Stocker Sale
May 31 1:00 pm	Vankleek Hill Livestock Exchange	Special Stocker Sale
May 31 7:00 pm	Cargill Auction Market	Special Stocker Sale

### Comments for the week ending May 18, 2023

Receipts of fed steers and heifers sold through auction markets were lighter than the previous week at 465 head, down 131 from the week before and just 18 fewer than the same time last year. Fed steers ranged from \$214.11-\$227.42 with a weekly weighted average price of \$222.60 down \$2.20 from last week but \$44.21 higher than year ago prices. Fed heifers sold from \$212.84-\$227.72 averaging \$222.39 down \$0.53 from the previous week and \$42.83 above year ago prices. Auction markets reported trade as strong and active at steady to fully steady prices for most of the week. By Wednesday trade was noted as stronger with quality considered and the market ended the week at firm prices.

The Ontario railgrade market has been trading sideways for five consecutive weeks, including this week, at \$375.00 dressed for steers and \$374.00 cwt for heifers. Volumes were light and delivery of the cattle sold was reported for the week of May 29<sup>th</sup>. This week's prices are averaging \$71.50 above year ago prices. The estimated breakeven price for steers this week is \$373.00 cwt dressed with the weekly average at \$375.00, while last year at this time the estimated breakeven price was \$294.00 cwt with a weekly weighted average price of \$303.50.

The Boxed Beef Report by Kevin Grier reports the overview for last week's beef trade: "U.S. retailers are being aggressive on the front page of the flyer. They appear to be taking a hit and "investing" in some major features. For their part, it looks like Canadian grocers have grown tired to doing that. Canadian grocers occasionally offer some surprisingly lower priced items on the front of the flyer, like they think it is 2019. With that noted, for the most part they are no longer choosing to subsidize the packers on the flyer. Features prices on middles over the Mother's Day generally looked reflective of the new costing reality, again with notable exceptions. Canadian retailers are beginning to position beef in the meat case on both price and space to reflect new realities. Foodservice operators are also opting for different menu offerings as consumers trade down."

Lighter receipts of fed/cull cows were met with a strong demand and higher prices this week. There were just 1,559 cows sold through auction markets this week down 155 from the previous week, 669 fewer than the same time last year and the lowest weekly volume since May 13, 2022 (not counting the week over the Christmas holidays). Cows ranged from \$104.43-\$146.19 averaging \$123.89 up \$5.62 cwt from the week before and \$25.33 higher than year ago prices and just \$2.11 cwt below the record set in March

2015. Year-to-date volumes are fully steady with last year at this time, but 13% fewer than the same time in 2021. Auction markets reported trade as active at prices steady to sharply higher, up anywhere from \$3.00-\$10.00 cwt. This week saw 421 beef cows sell through auction markets, down 80 head from the previous week averaging \$132.17 up \$7.72 cwt from last week's weighted average beef cow prices.

5,054 stocker and feeder cattle sold through auction markets this week down 1,157 head from the week before and 1,327 fewer than the same time last year. Auction markets reported calves as selling on a strong active trade with prices selectively steady to higher with excellent demand, especially on the vaccinated calves. Grass type cattle were noted at a premium. Heavier cattle sold higher to start and selectively steady to steady as the week progressed with prices continuing high. Actual average prices this week saw steers 400-500 lbs down \$4.23 cwt, 500-600 lbs up \$12.30, 600-700 lbs down \$11.80, 700-800 lbs down \$0.49, 800-900 lbs up \$6.90, 900-1000 lbs down \$7.31 and steers 1000 lbs plus averaged \$9.54 cwt lower than last week on average. Heifers from 300-400 lbs were down \$17.22, 400-500 lbs up \$14.78, 500-600 lbs up \$7.12, 600-700 lbs down \$1.62, 700-800 lbs down \$11.82, 800-900 lbs up \$3.28 and heifers 900 lbs and over averaged \$7.14 cwt easier than last week's weighted average prices.

The Quebec electronic market this week ranged from \$375.25-\$376.00 cwt dressed on a picked-up basis, up \$2.52 cwt from last week on average.

Alberta direct trade saw another good strong week of trade with prices reported by Canfax on Wednesday from \$393.00-\$395.00 cwt delivered on a dressed basis up \$5.00-\$7.00 cwt with delivery in one to three weeks. Thursday saw a light test from \$395.00-\$398.00 up another \$3.00 cwt from Wednesday. Most of this week's trade is reported at \$395.00 delivered. Canfax reports: "The western Canadian fed market still has wind in its sails setting new annual highs whereas this has not been the case for Ontario and US markets as prices generally been steady to lower. Given higher prices in Western Canada some producers sold more cattle than they planned on. With the long weekend up coming there is a good chance packers will not be operating this Saturday."

The U.S. cash cattle trade the week ending May 12th saw live trade in the south down \$2.00 at mainly \$170.00 cwt live while live trade in the north was steady to strong from \$174.00-\$178.00, mainly \$176.00-\$177.00. Dressed trade ranged from \$268.00-\$280.50 cwt, most from \$279.00-\$280.00. The USDA Mandatory Price Report listed overall live prices last week for steers averaging \$174.13 up \$0.20 from the previous week while heifers averaged \$173.33 down \$0.51. On the rail steers averaged \$279.48 down \$1.46 with heifers averaging \$278.20 down \$2.72.

This week the U.S. cash cattle trade was at a standstill until Wednesday where a couple of scattered deals surfaced but not enough to establish a market. One lot in Texas sold at \$170.00 live which is steady while a couple of deals in Kansas sold at \$176.00 which is up \$6.00 cwt. In the north a couple of deals were noted at \$280.00 dressed, fully steady to last week but again, trade was scattered at best and not a market maker. Thursday saw a light trade develop at \$170.00 live in the south which is steady to last week's southern trade. Dressed deals in the north were steady at \$280.00 cwt with most northern trade on a live basis from \$176.00-\$178.00 which is steady to \$2.00 cwt higher. Today a light trade in Nebraska is reported at \$178.00 live and \$282.00 dressed, up \$2.00 cwt from last week's northern trade. Asking prices are sitting at \$172.00 plus live in the south and \$283.00 plus dressed in the north. Although trade volumes were very light this week it appears the bulk of trade is completed.