



WEEKLY MARKET INFORMATION REPORT – FOR THE WEEK ENDING THURSDAY MAY 25, 2023

The following information is collected from various sources and disseminated by Beef Farmers of Ontario.

ONTARIO DIRECT TO PACKER RAILGRADE CATTLE TRADE

Prices are on a carcass weight basis before grade and weight discounts:

A Grade Steers	380.00 – limited volume
A Grade Heifers	379.00 – limited volume

ONTARIO LIVE CATTLE TRADE

Ontario auction sales this week saw weighted average price ranges for:

FED CATTLE	Volume	Price Range	Average	Top	Last Week Avg
Large Frame Steers +1250	51	221.55-232.80	227.97	236.00	222.60
Medium Frame Steers +1250	44	196.91-221.02	212.24	227.00	215.99
Large & Medium Frame Steers +1250	95	205.87-230.32	221.34	236.00	222.60
Large Frame Heifers +1000	91	221.81-231.12	227.05	243.00	222.55
Medium Frame Heifers +1000	190	215.22-229.16	224.04	239.25	222.11
Large & Medium Frame Heifers +1000	281	216.59-230.76	225.26	243.00	222.39
Fed steers, Dairy & Dairy Cross +1250	38	174.84-195.47	184.53	211.50	180.24
Fed heifers, Dairy & Dairy Cross +1000	82	142.39-173.24	156.25	205.00	157.30
Cows - All Weights	1,923	104.90-149.20	124.39	216.00	123.89
Bulls - All Weights	124	133.38-180.83	155.26	297.50	150.94

STOCKERS - Large and Medium Frame

STEERS	Volume	Price Range	Average	Top	Last Week Avg
1000+	604	245.74-271.51	259.49	282.50	249.57
900-999	442	259.00-290.37	277.89	295.50	268.45
800-899	440	260.93-300.05	288.25	319.00	287.65
700-799	545	268.02-330.39	303.39	367.50	289.10
600-699	483	269.25-349.28	316.26	385.00	325.83
500-599	414	280.05-376.22	333.09	422.00	334.44
400-499	155	252.55-365.13	307.69	417.50	331.60
-399	63	269.67-408.46	363.86	740.00	294.34

STOCKERS - Large and Medium Frame

HEIFERS	Volume	Price Range	Average	Top	Last Week Avg
+900	239	219.33-248.15	233.69	270.00	220.04
800-899	179	216.34-257.31	242.59	285.00	246.69
700-799	226	226.39-276.99	255.56	300.00	247.97
600-699	323	215.94-290.56	256.82	340.00	267.88
500-599	332	230.70-324.67	283.25	354.00	271.23
400-499	193	218.90-320.02	278.19	357.50	278.08
300-399	58	176.42-280.69	231.70	340.00	244.37
-299	7	210.00-375.00	251.43	375.00	N/T

At Kawartha Lakes Community Sale Barn: **May 20, 2023-146 cows, 19 bulls, 31 veal, 6 fed cattle, 27 stockers**

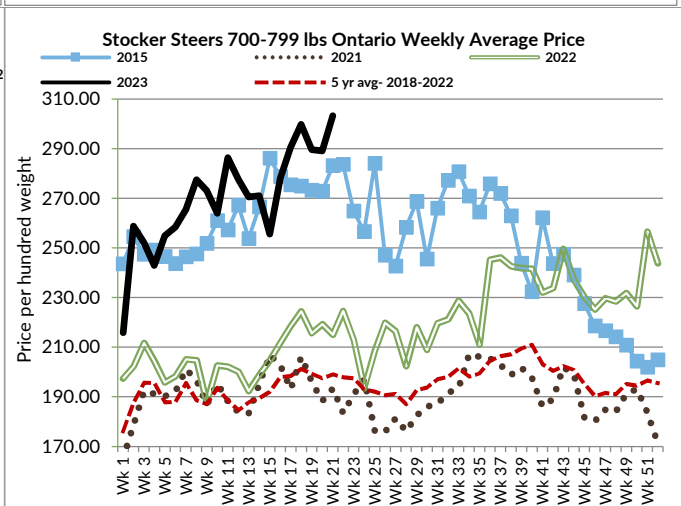
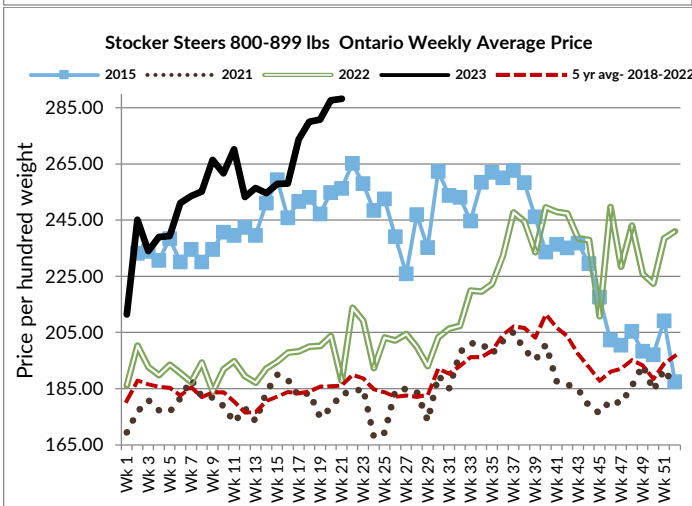
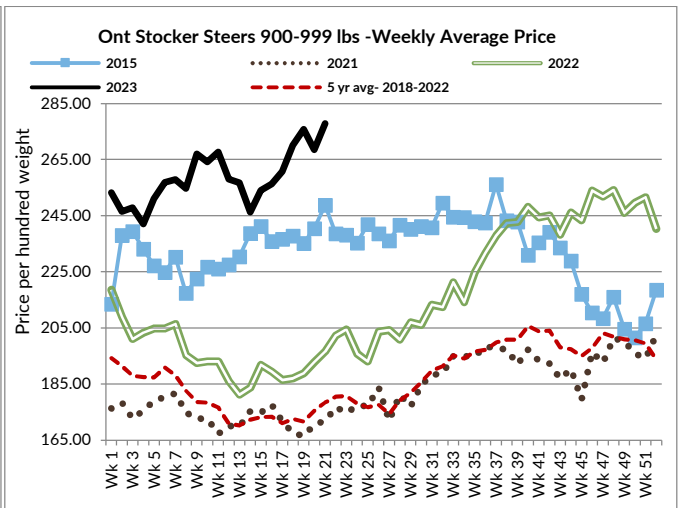
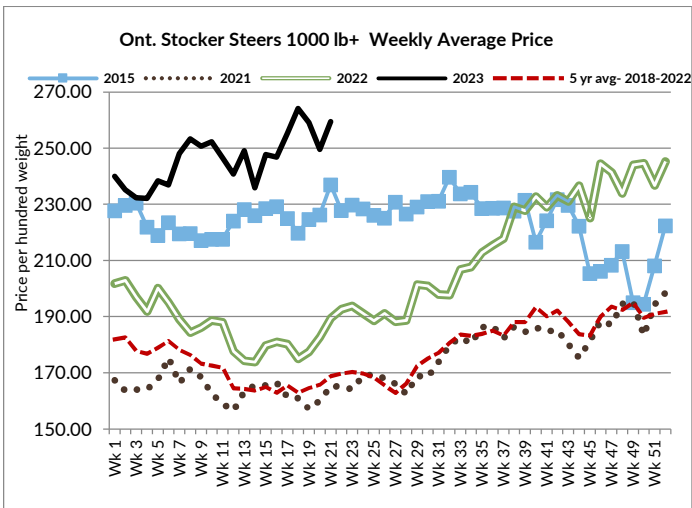
	Price Range	Avg.	Top
Cows	105.00-145.00	120.51	152.00
Bulls under 1600 lbs	136.00-194.17	147.06	194.17
Bulls over 1600 lbs	137.78-164.00	150.75	164.00
Veal 600 lbs plus	147.50-180.00	159.71	180.00
Veal Calves 125 lbs -	150.00-525.00	265.75	525.00

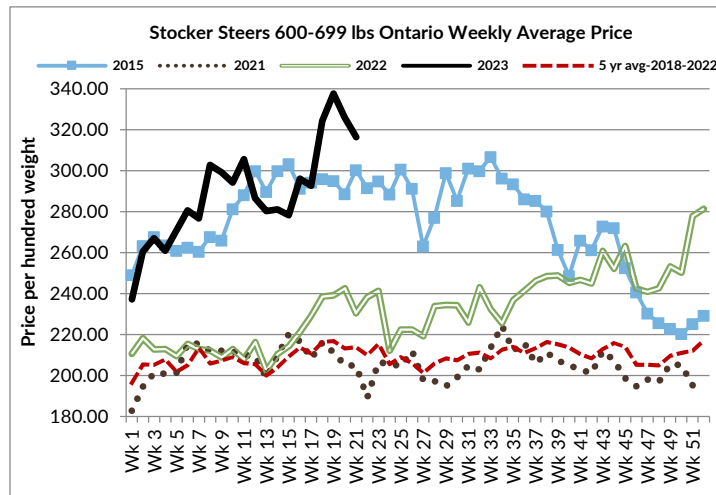
At Denfield Livestock Exchange Inc.: **May 23, 2023: 203 Fed Cattle, 8 Veal, 95 Cows, 4 Bulls, 1 stocker**

	Price Range	Average	Top
Large & Medium Frame Fed Steers +1250 lbs	225.00-234.00	232.54	234.00
Large & Medium Frame Fed Heifers +1000 lbs	226.00-234.00	229.49	243.00
Cows	105.00-149.00	130.24	176.00
Veal calves 600 lbs +	171.00-188.00	178.00	195.00

At Aylmer Stockyards Inc.: **May 24, 2023 - 20 veal, 114 Cows, 41 fed cattle, 47 Stockers, 2 Bulls**

	Price Range	Average	Top
Fed Heifers, Large & Medium Frame 1000 lb +	168.99-224.00	214.10	224.00
Fed Heifers, dairy & dairy cross 1000+ lbs	115.99-176.00	145.70	176.00
Cows	92.00-176.00	126.60	176.00
Veal 600+ lbs	109.00-242.49	178.20	242.49





ONTARIO STOCKER & FEEDER TRADE

Stocker sale at Brussels Livestock: **May 19, 2023- 986 Stockers**

Steers	Price Range	Average	Top	Heifers	Price Range	Average	Top
1000+	242.00-267.50	252.99	271.00	900+	232.00-251.00	239.65	263.00
900-999	248.00-290.50	275.59	290.50	800-899	217.00-266.00	242.70	266.00
800-899	284.00-299.00	293.47	300.00	700-799	250.00-294.00	276.10	294.00
700-799	283.00-338.00	314.99	338.00	600-699	220.00-295.00	253.18	308.00
600-699	275.00-339.00	315.49	339.00	500-599	262.00-322.00	293.92	340.00
500-599	319.00-372.50	356.83	372.50	400-499	250.00-315.00	294.25	315.00
400-499	307.50-397.00	361.45	397.00	300-399	265.00-305.00	285.00	305.00

Stocker sale at Community Livestock Exchange: **May 23, 2023: 161 Stockers**

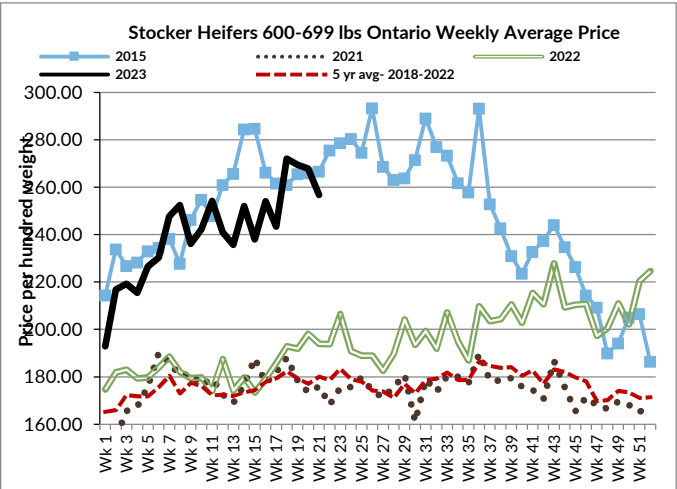
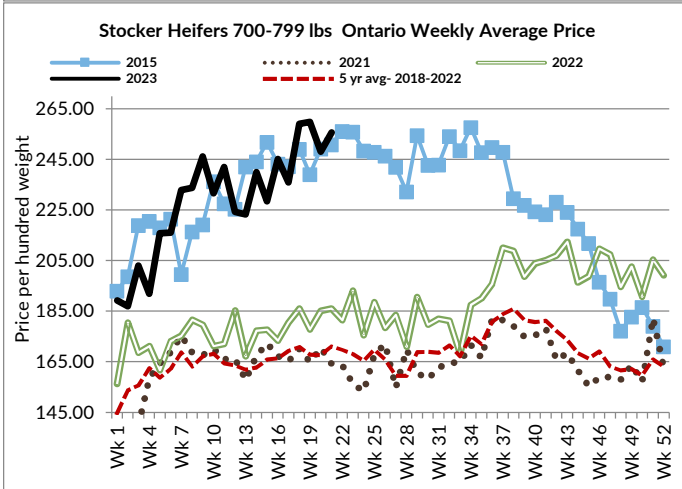
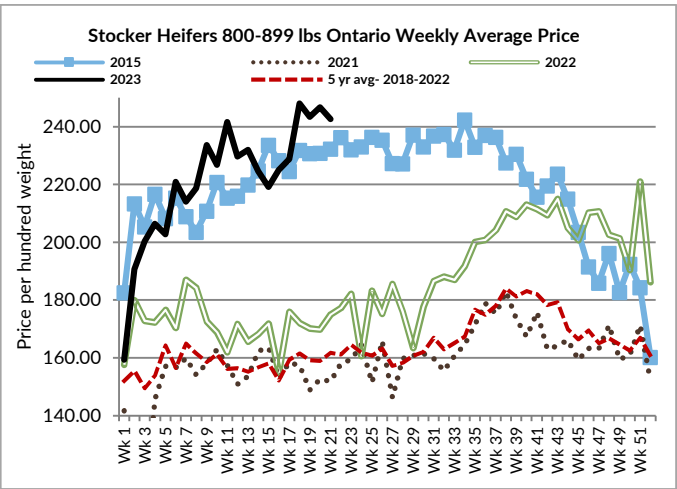
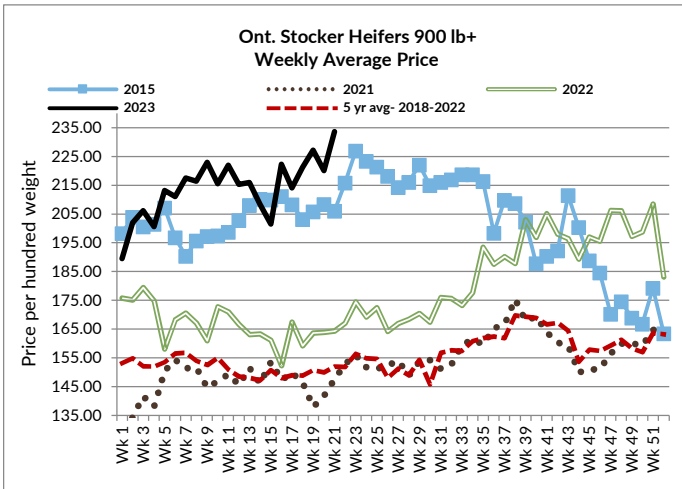
Steers	Price Range	Average	Top	Heifers	Price Range	Average	Top
600-699	200.00-335.00	269.09	335.00	900+	119.99-225.00	171.749	225.00
500-599	229.99-342.49	301.60	342.49	600-699	150.00-256.99	194.59	256.99
400-499	210.00-408.00	332.50	408.00	500-599	180.00-270.00	232.79	270.00
399-	270.00-345.00	306.19	345.00	400-499	200.00-316.00	239.40	316.00

Stocker sale at Keady Livestock Market: **May 23, 2023: 810 Stockers**

Steers	Price Range	Average	Top	Heifers	Price Range	Average	Top
900-999	267.50-285.00	276.16	288.00	900+	242.50-262.00	257.69	262.00
800-899	290.00-314.00	304.94	319.00	800-899	250.00-268.00	258.60	268.00
700-799	317.50-256.00	333.30	367.50	700-799	279.00-300.00	290.54	300.00
600-699	346.00-385.00	369.01	385.00	600-699	255.00-309.00	291.06	340.00
500-599	340.00-392.50	372.05	397.50	500-599	297.50-340.00	325.75	340.00
400-499	232.50-325.00	277.86	362.50	400-499	275.00-338.00	316.18	352.50
399-	220.00-350.00	285.00	350.00	300-399	110.00-340.00	232.78	340.00

Stocker sale at Renfrew Pontiac Livestock: **May 23, 2023: 473 Stockers**

Steers	Price Range	Average	Top	Heifers	Price Range	Average	Top
1000+	202.49-282.50	275.19	282.50	900+	144.99-270.00	221.89	270.00
900-999	214.99-278.50	272.00	278.50	800-899	229.99-285.00	275.89	285.00
800-899	190.99-310.00	290.09	310.00	700-799	194.99-295.99	269.09	295.99
700-799	180.00-304.00	279.00	304.00	600-699	189.99-281.99	249.59	281.99
600-699	220.00-327.99	289.50	327.99	500-599	269.99-335.00	268.00	335.00
500-599	229.99-343.00	304.19	343.00	400-499	204.99-322.00	260.70	322.00
400-499	245.00-337.50	301.69	337.50	300-399	157.49-250.00	219.79	250.00
399-	304.99-320.00	311.50	320.00				



Stocker sale at Ontario Livestock Exchange: May 24, 2023: 639 Stockers

Steers	Price Range	Average	Top	Heifers	Price Range	Average	Top
1000+	256.00-279.50	267.42	279.50	900+	245.50-250.50	246.75	250.50
900-999	270.00-295.50	283.93	295.50				
800-899	281.00-300.00	291.40	300.00				
700-799	285.00-310.00	301.67	310.00				
600-699	307.50-350.00	321.67	350.00				

Stocker sale at Ontario Livestock Exchange: May 25, 2023: 504 Stockers

Steers	Price Range	Average	Top	Heifers	Price Range	Average	Top
1000+	205.00-227.50	218.72	227.50	900+	215.00-227.00	218.90	230.00
900-999	225.00-265.00	249.00	265.00	800-899	215.00-237.00	228.11	245.00
800-899	220.00-272.50	239.78	287.50	700-799	190.00-295.00	237.75	295.00
700-799	230.00-312.00	271.31	312.00	600-699	220.00-310.00	263.80	310.00
600-699	250.00-352.50	300.00	352.50	500-599	215.00-317.50	269.00	335.00
500-599	245.00-355.00	300.76	355.00	400-499	190.00-290.00	258.67	357.50
400-499	230.00-365.00	304.81	390.00	300-399	230.00-330.00	276.88	330.00
399-	250.00-325.00	290.45	385.00	299-	210.00-375.00	251.43	375.00

Stocker sale at Ontario Stockyards Inc: May 25, 2023: 950 Stockers

Steers	Price Range	Average	Top	Heifers	Price Range	Average	Top
1000+	185.00-252.50	204.44	265.00	900+	152.00-235.00	198.71	235.00
900-999	195.00-271.00	246.77	271.00	800-899	195.00-271.00	242.29	271.00
800-899	259.00-302.50	289.93	302.50	700-799	242.50-267.00	253.72	277.50
700-799	257.50-324.00	292.59	336.50	600-699	232.50-298.00	268.17	312.00
600-699	262.50-355.00	315.82	365.00	500-599	225.00-339.00	286.65	354.00
500-599	295.00-422.00	360.22	422.00	400-499	210.00-334.00	291.40	353.00
400-499	270.00-380.00	306.82	417.50	300-399	180.00-265.00	223.75	305.00
399-	300.00-415.00	367.33	415.00				

ONTARIO BRED COW SALES

Kawartha Lakes Community Sales Barn, February 4, 2023 - 53 Bred cows, (prices are per head)

Exotic and Exotic X

British and British X

Top quality bred cows	\$2300-\$2800	\$2000-\$2400
Avg quality bred cows	\$1800-\$2200	\$1500-\$1900
Top quality cow/calf pairs	\$3500-\$4100	\$2300-\$2800
Avg quality cow/calf pairs	\$2500-\$3400	\$2000-\$2400

Bred cows & Cow/calf pairs sold on a strong demand with lots of buyer interest.

WEEKLY LIVE CATTLE EXPORTS-ONTARIO

Week ending May 6, 2023

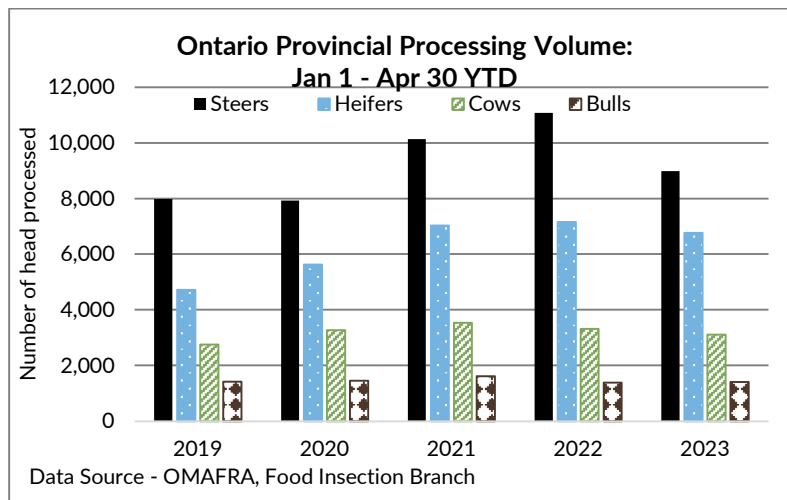
Week ending Apr 29, 2023

Year to Date

Total live slaughter cattle exported through Ontario ports to the U.S.	3,269	2,377	50,610
Steers & Heifers & Cows	3,152	2,288	49,001
Bulls	117	89	1,609

ONTARIO - PROVINCIAL PROCESSING- OMAFRA

	March 23	March 22	2023 YTD Total	2022 YTD Total	% change
Steers	3,244	4,149	8,987	11,075	-18.9%
Heifers	2,507	2,749	6,769	7,153	-5%
Cows	1,048	1,090	3,109	3,317	-6.3%
Bulls	521	508	1,407	1,382	+1.8%



CANADIAN- FEDERALLY INSPECTED PROCESSING-Canfax/CBGA

	Week Ending May 20, 2023	# of hd change from week ago	YTD	% Change (Week Ago)	% Change (Year Ago)
Grand Total	57,607	-1,023	1,217,051	-2%	-4%
Western Processing	44,435	-1,018	964,398	-2%	-3%
Eastern Processing	13,172	+5	252,653	0%	-8%

ONTARIO- FEDERALLY INSPECTED PROCESSING-Canfax/CBGA

	Week Ending May 20, 2023	# of hd change from week ago	YTD	% Change (Week Ago)	% Change (Year Ago)
Grand Total	11,485	-55	220,786	-0.5%	-10%

AVERAGE CARCASS WEIGHTS – CANADA-Canfax/CBGA

	Steers	Heifers
May 20, 2023	877	817
May 13, 2023	891	831
May 21, 2022	900	857

AVERAGE CARCASS WEIGHTS – ONTARIO-Canfax/CBGA

	Steers	Heifers
May 20, 2023	957	847
May 13, 2023	961	841
May 21, 2022	948	849

USDA ESTIMATED CATTLE PROCESSING VOLUME

	Week Ending	Previous Week	Year Ago
	May 27, 2023		
Grand Total	625,000	642,000	641,000

QUEBEC ELECTRONIC AUCTION MARKET (F.O.B. THE FEEDLOT)

	Price	Change from Last Week
For the week ending May 25, 2023	378.00-378.75	+2.80

ALBERTA DIRECT TRADE

Alberta's direct trade: for the week ending May 25, 2023

Steers	Live FOB	N/T	Rail - FOB	395.50-398.50
Heifers	Live FOB	N/T	Rail - FOB	395.50-398.50

U.S. TRADE (U.S. funds)

The U.S. cash cattle trade: for the week ending May 25, 2023

Choice and Select Steers and Heifers:	Live	170.00-185.00
	Rail	280.00-287.00

U.S. BOXED BEEF CUT-OUT VALUES (U.S. funds)

	Choice	Select
	600-900	600-900
Current Five Day Average	300.80	283.40

BEEF EXPORTS – CANADA (AAFC)

	United States	Change from last year YTD	Mexico	Change from last year YTD
Total	Jan 1- Mar 31/2023		Jan 1- Mar 31/2023	
	91,464 tonnes	+7% or +6,200 tonnes	9,084 tonnes	+37% or +2,432 tonnes
	Japan	Change from last year YTD	South Korea	Change from last year YTD
Total	Jan 1- Mar 31/2023		Jan 1- Mar 31/2023	
	12,827 tonnes	-6% or -887 tonnes	4,326 tonnes	-25% or -1,451 tonnes
	Hong Kong	Change from last year YTD	Total Beef Exports	Change from last year YTD
Total	Jan 1- Mar 31/2023		Jan 1- Mar 31/2023	
	4,042 tonnes	+10% or +379 tonnes	126,090 tonnes	+5% or +6,504 tonnes

BEEF PRODUCTION – CANADA (AAFC)

	Jan 1 – May 13, 2023	Last Year Same Time	% Change
Fed	390,003 tonnes	417,781 tonnes	-7%
Non-fed	65,357 tonnes	60,822 tonnes	+7%

LIVE CATTLE - CANADA (AAFC)

IMPORTS	Import % change from 2022 YTD	EXPORTS	Export % change from 2022 YTD
Jan 1- Mar 31/2023		Jan 1- May 6/2023	
Pure bred	2,025 +13%	Slaughter steers & heifers & cows	185,443 -1%
Non-pure bred	76,100 +47%	Feeder cattle & calves	53,564 -49%
		Bulls	9,504 -11%

BEEF IMPORTS - CANADA (AAFC)

	Jan 1 - May 13, 2023	Last Year Same Time	% Change
United States	36,105 tonnes	37,616 tonnes	-4%
Mexico	4,456 tonnes	4,265 tonnes	+4%
Non-CUSMA	15,313 tonnes	13,569 tonnes	+13%
EU-27 (beef/veal total)	3,058 tonnes	6,253 tonnes	-51%
Total	59,850 tonnes	61,931 tonnes	-3%

CHICAGO MERCANTILE EXCHANGE

Closing quotes on futures **today** were as follows:

Live Cattle			Feeder Cattle			Corn		
Jun	167.35	+0.05	Aug	233.92	-0.77	Jul	6.040	+13.2
Aug	165.17	+0.40	Sep	237.10	-0.97	Sep	5.290	+18.4
Oct	169.60	+0.57	Oct	239.02	-1.02	Dec	5.344	+18.4
Dec	173.22	+0.37	Nov	239.15	-1.12	Mar	5.432	+17.6
Feb	177.25	+0.37	Jan	237.75	-0.92	May	5.480	+16.6
Apr	180.52	+0.55	Mar	238.52	-0.77	Jul	5.484	+15.4
Soybeans			Soft Red Winter Wheat			Canadian \$		
Jul	13.372	+13.2	Jul	6.160	+11.6	Spot	73.44	+0.12
Aug	12.610	+11.2	Sep	6.294	+12.2	Jun	73.63	+0.12
Sep	11.984	+14.6	Dec	6.474	+11.4	Sep	73.63	+0.12
Nov	11.894	+17.2	Mar	6.612	+10.4	Dec	73.74	+0.12
Jan	11.990	+16.4	May	6.684	+11.0	Mar	73.81	+0.12
Mar	12.000	+15.0	Jul	6.730	+11.6	Jun	73.81	+0.13

Beef Farmers of Ontario | Phone: 519.824.0334 | Fax: 519.824.9101 | Email: markets@ontariobeef.com

ONTARIO STOCKER & FEEDER TRADE SPECIAL SALES

May 27	Cancelled	Denfield Livestock Exchange	
May 31	12:00 pm	Aylmer Stockyards Inc	Special Stocker Sale
May 31	1:00 pm	Vankleek Hill Livestock Exchange	Special Stocker Sale
May 31	7:00 pm	Cargill Auction Market	Special Stocker Sale
Jun 1	11:00 am	Ontario Stockyards Inc	Special Stocker Sale

Comments for the week ending May 25, 2023

Receipts of fed steers and heifers were lighter this week, partially due to the holiday Monday. There were just 376 head sold through auction markets down 89 from the previous week and 49 fewer than this time last year. Light receipts of just 95 fed steers ranged from \$205.87-\$230.32 averaging \$221.34 down \$1.26 from last week on average but \$35.55 above year ago prices. 281 fed heifers ranged from \$216.59-\$230.75 averaging \$225.26 up \$2.87 from the week before and \$39.68 higher than last year at this time. Auction markets reported trade as steady to fully steady, with one report of prices \$3.00-\$4.00 higher. Quality was a consideration on the lighter volumes. The market ended the week trading actively at prices \$2.00-\$3.00 cwt higher.

The Ontario railgrade market saw a \$5.00 cwt increase this week with very limited trade reported, with sales at \$380.00 cwt dressed for steers with heifers at \$379.00. Friday of the long weekend and the Monday were extremely quiet with no bids or trade reported. By Tuesday a few sales started to surface with delivery for the week of June 5th. Feedlots are reported as very current, and that along with the Alberta market hitting \$400.00 cwt has sellers just sitting back waiting for higher prices. US packer interest continues to support the Ontario market.

There were 1,923 fed/cull cows sold through auction markets this week up 364 from the week before and 141 more than this time last year. Cows ranged from \$104.90-\$149.20 averaging \$124.39 up \$0.50 from last week and \$24.69 stronger than last year at this time. Auction markets reported trade as active with prices steady to much stronger with some quoting increases from \$2.00-\$5.00 cwt. The market ended the week selling strong with prices holding steady. 463 head of this week's offering were beef cows which is up 42 head from the previous week, averaging \$133.96 up \$1.79 cwt on average.

Stocker and feeder cattle volumes were slightly lower this week with 4,703 head sold at auction markets, down 351 from the previous week but 1,199 more than last year at this time. Year-to-date there have been 90,397 head of stocker and feeder cattle sold through auction markets, up 2.5% from the same time in 2022 but 7.5% less than this time in 2021. Auction markets reported trade this week as strong with calves selling high, up \$5.00-\$10.00 cwt in spots and ended the week fully steady to firm with quality considered. Light weight grass cattle were reported as sharply higher with good buyer representation. Yearlings/heavier cattle started out high and \$5.00-\$10.00 cwt stronger but by mid-week the market was holding steady to firm with quality considered. Actual average prices this week saw steers 400-500 lbs down \$23.91 cwt on average, 500-600 lbs down \$1.35, 600-700 lbs down \$9.57, 700-800 lbs up \$14.29, 800-900 lbs up \$0.60, 900-1000 lbs up \$9.44 and steers 1000 lbs and over averaged \$9.92 cwt stronger than last week on average. Heifers from 300-400 lbs were down \$12.67, 400-500 lbs up \$0.11, 500-600 lbs up \$12.02, 600-700 lbs down \$11.06, 700-800 lbs up \$7.59, 800-900 lbs down \$4.10 while heifers 900 lbs and over averaged \$13.65 higher than last week's weighted average prices.

The Quebec electronic market this week ranged from \$378.00-\$378.75 cwt dressed on a picked-up basis, up \$2.80 cwt from last week on average.

Alberta direct trade continued to trend higher again this week with prices reported from \$397.00-\$400.00 cwt on Wednesday and \$400.00 cwt on Thursday, up \$2.00-\$5.00 cwt. Canfax notes: "Cattle that traded were being scheduled anywhere from immediate delivery to the second half of June delivery. Fed cattle prices have been higher in 22 out of the past 23 weeks. Western Canadian packers have been running reduced hours to match tighter fed cattle numbers."

The U.S. cash cattle trade the week ending May 19th was light with business in the south steady at \$170.00 live. In the north trade improved as the week progressed with sales for the week ranging from \$176.00-\$180.00 live while dressed trade ranged from \$275.00-\$282.00 dressed, mainly \$280.00-\$282.00, steady to \$2.00 cwt higher. Overall prices for the week reported by the USDA Mandatory Price Report saw steers average \$175.15 live up \$1.02 while heifers averaged \$174.84 up \$1.51 cwt. On the rail steers averaged \$280.84 dressed up \$1.36 with heifers averaging \$280.90 up \$2.70 cwt.

This week the U.S. cash cattle trade was fairly quiet until Wednesday when light to moderate developed. Business in the south ranged from \$168.00-\$174.00 live, mainly \$171.00 which is steady to \$1.00 higher. In the north live trade ranged from \$180.00-\$185.00, mostly \$180.00-\$183.00 up \$2.00-\$5.00 cwt with dressed deals ranging from \$280.00-\$287.00 cwt, mostly \$285.00-\$286.00 up \$4.00-\$5.00 cwt. Thursday a couple of deals were steady to Wednesday's trade. Today the market is quiet and it appears the bulk of trade is completed ahead of the long weekend in the U.S. Some clean up trade could surface but the market is established.