



WEEKLY MARKET INFORMATION REPORT – FOR THE WEEK ENDING THURSDAY JUNE 8, 2023

The following information is collected from various sources and disseminated by Beef Farmers of Ontario.

ONTARIO DIRECT TO PACKER RAILGRADE CATTLE TRADE

Prices are on a carcass weight basis before grade and weight discounts:

A Grade Steers	400.00-415.00
A Grade Heifers	399.00-414.00

ONTARIO LIVE CATTLE TRADE

Ontario auction sales this week saw weighted average price ranges for:

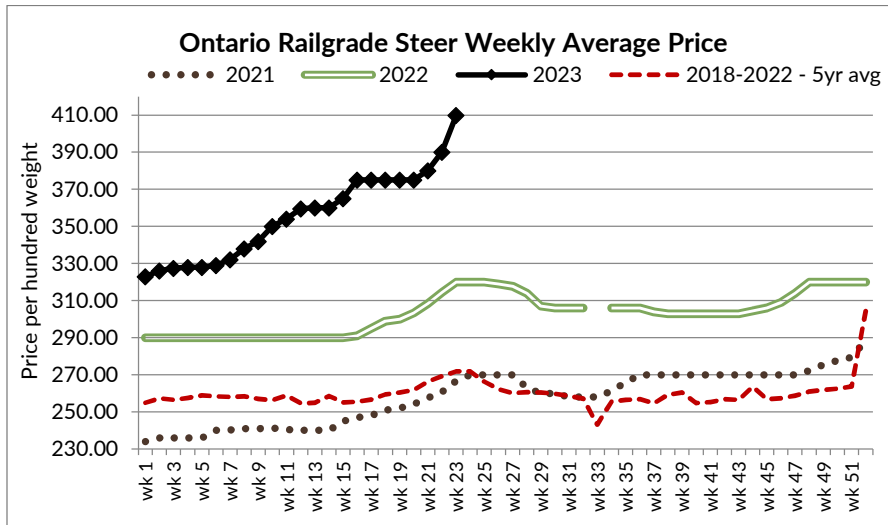
FED CATTLE	Volume	Price Range	Average	Top	Last Week Avg
Large Frame Steers +1250	113	212.27-255.15	242.17	265.00	236.25
Medium Frame Steers +1250	96	213.57-244.47	233.31	253.25	230.24
Large & Medium Frame Steers +1250	209	213.41-250.19	239.71	265.00	234.11
Large Frame Heifers +1000	120	227.61-245.36	237.53	258.50	230.48
Medium Frame Heifers +1000	219	233.45-245.94	240.81	255.00	232.27
Large & Medium Frame Heifers +1000	339	231.10-246.83	239.83	258.50	231.79
Fed steers, Dairy & Dairy Cross +1250	85	178.34-218.55	211.35	247.25	187.96
Fed heifers, Dairy & Dairy Cross +1000	114	143.09-182.61	162.67	205.00	169.84
Cows - All Weights	2,205	110.22-162.97	134.14	205.00	128.38
Bulls - All Weights	150	151.00-194.82	171.36	409.63	165.15

STOCKERS - Large and Medium Frame

STEERS	Volume	Price Range	Average	Top	Last Week Avg
1000+	1,005	264.80-285.34	275.35	297.00	259.89
900-999	545	279.89-295.98	287.17	312.50	271.24
800-899	151	258.48-309.15	289.19	320.00	291.17
700-799	193	273.00-320.96	298.82	363.50	304.93
600-699	328	288.05-380.56	348.64	420.00	311.15
500-599	244	279.11-385.53	334.95	435.00	346.50
400-499	123	241.25-398.65	317.99	485.00	341.86
-399	45	290.72-435.89	369.22	870.00	345.71

STOCKERS - Large and Medium Frame

HEIFERS	Volume	Price Range	Average	Top	Last Week Avg
+900	330	240.48-269.36	256.00	300.00	231.21
800-899	194	228.27-276.63	255.19	297.00	255.25
700-799	132	227.25-289.64	264.53	345.00	266.94
600-699	233	244.87-304.94	279.62	406.00	269.66
500-599	229	234.23-326.52	283.87	380.00	279.49
400-499	133	208.59-316.69	275.74	395.00	288.78
300-399	56	243.39-345.71	305.68	400.00	262.13
-299	8	300.00-321.50	309.50	500.00	284.56



At Kawartha Lakes Community Sale Barn: **June 3, 2023- 179 cows, 15 bulls, 27 veal, 11 fed cattle, 82 stockers**

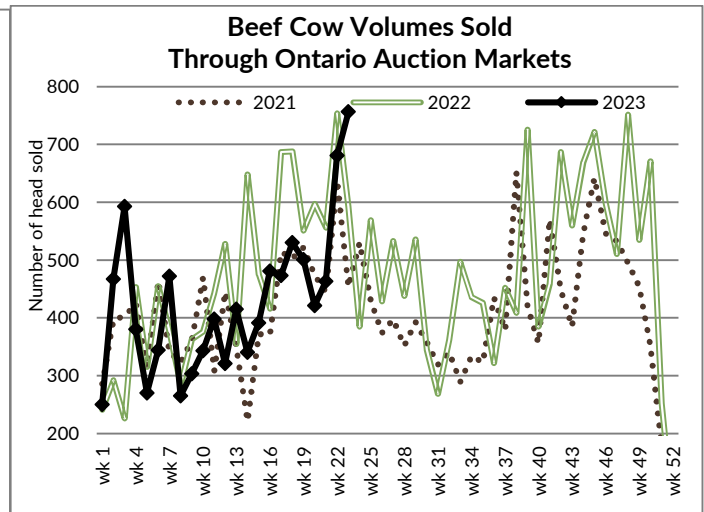
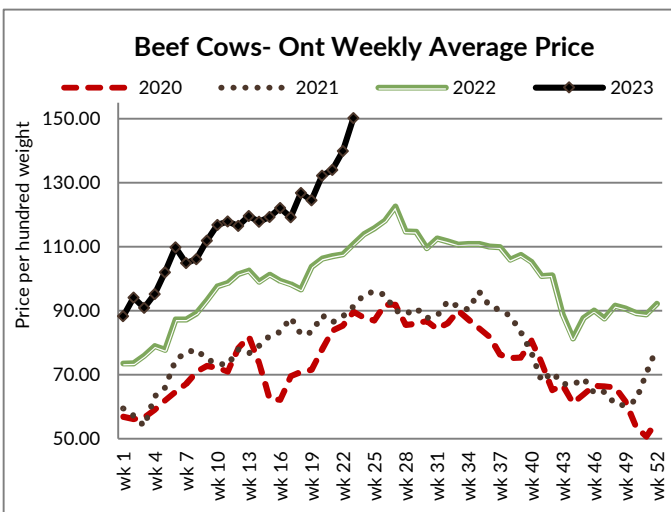
	Price Range	Avg.	Top
Cows - all weights	113.00-170.00	136.25	187.50
Bulls - over 1600 lbs	145.00-179.00	165.05	179.00
Veal Calves 600 lbs+	155.00-182.50	166.31	182.50
Veal Calves 125 lbs -	325.00-625.00	425.62	625.00

At Denfield Livestock Exchange Inc.: **June 6, 2023: 301 Fed Cattle, 26 Veal, 74 Cows, 6 Bulls, 4 Stockers**

	Price Range	Average	Top
Large & Medium Frame Fed Steers +1250 lbs	236.00-253.25	247.80	263.00
Large & Medium Frame Fed Heifers +1000 lbs	243.50-250.50	247.76	258.50
Fed Steers, Dairy & Dairy Cross +1250 lbs	175.00-247.25	238.49	247.25
Cows	103.00-170.00	133.54	193.00
Veal +600 lbs	161.00-189.50	176.50	227.00

At Aylmer Stockyards Inc.: **June 7, 2023 - 36 Veal, 140 Cows, 40 Fed cattle, 82 Stockers, 4 Bulls**

	Price Range	Average	Top
Fed Heifers, dairy & dairy cross 1000+ lbs	132.00-194.50	170.59	194.50
Cows	101.00-187.99	134.60	187.99
Veal 600+ lbs	142.99-245.00	188.50	272.50



ONTARIO STOCKER & FEEDER TRADE

Stocker sale at Brussels Livestock: June 2, 2023- 958 Stockers

Steers	Price Range	Average	Top	Heifers	Price Range	Average	Top
1000+	248.00-267.00	257.84	276.00	900+	242.00-269.25	252.64	269.25
900-999	268.00-286.50	277.12	295.75	800-899	244.00-277.00	259.55	282.00
800-899	280.00-308.00	296.53	308.00	700-799	264.00-291.50	278.42	291.50
700-799	271.00-309.00	285.16	313.00	600-699	272.50-315.50	297.15	315.50
600-699	290.00-378.00	350.69	378.00	500-599	285.00-336.00	307.88	336.00
500-599	347.50-402.00	377.94	402.00	400-499	297.50-345.00	321.25	345.00
400-499	290.00-425.00	364.09	440.00				

Stocker sale at Community Livestock Exchange: June 6, 2023: 89 Stockers

Steers	Price Range	Average	Top	Heifers	Price Range	Average	Top
800-899	167.50-312.00	232.90	312.00	500-599	210.00-307.50	242.20	307.50
500-599	139.99-270.00	204.19	364.99				
400-499	164.99-314.99	266.29	314.99				

Stocker sale at Keady Livestock Market: June 6, 2023: 788 Stockers

Steers	Price Range	Average	Top	Heifers	Price Range	Average	Top
1000+	279.50-290.50	286.03	290.50	900+	284.00-300.00	290.44	300.00
900-999	298.00-303.50	301.12	303.50	800-899	252.00-297.00	279.95	297.00
800-899	270.00-320.00	300.79	320.00	700-799	242.50-300.00	286.44	300.00
700-799	289.00-300.00	292.42	300.00	600-699	300.00-321.00	308.09	321.00
600-699	315.00-360.00	315.00	360.00	500-599	240.00-350.00	302.50	350.00
500-599	255.00-365.00	293.68	365.00	400-499	280.00-305.00	287.22	332.50
400-499	360.00-470.00	408.24	470.00				

Stocker sale at Renfrew Pontiac Livestock: June 6, 2023: 186 Stockers

Steers	Price Range	Average	Top	Heifers	Price Range	Average	Top
700-799	270.00-318.99	297.50	318.99	700-799	147.50-281.99	242.79	281.99
600-699	225.00-352.49	321.79	352.49	600-699	185.00-289.99	259.69	289.99
500-599	220.00-375.00	329.99	375.00	500-599	189.99-329.99	277.80	329.99
400-499	264.99-387.50	327.59	387.50	400-499	155.00-310.00	258.99	310.00
399-	352.49-450.00	352.49	450.00	300-399	207.66-302.49	260.49	302.49

Stocker sale at Ontario Livestock Exchange: June 7, 2023: 679 Stockers

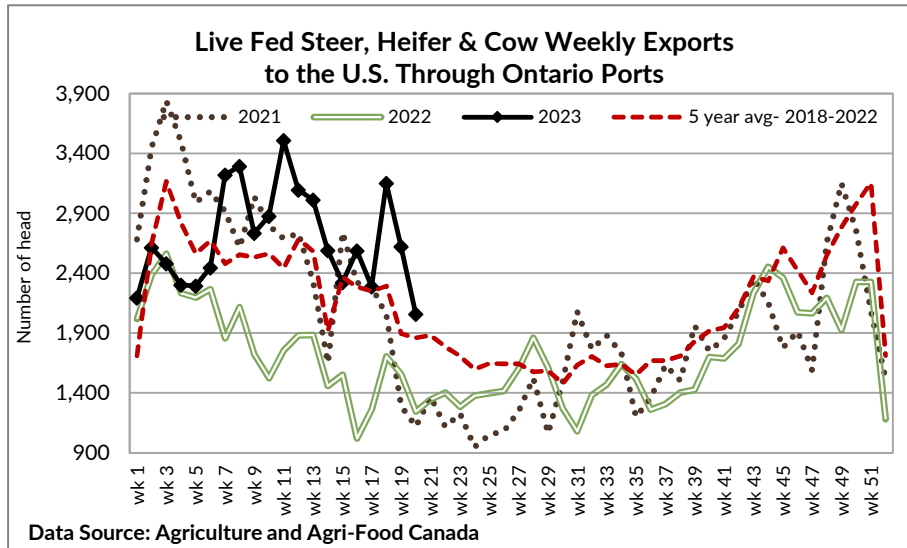
Steers	Price Range	Average	Top	Heifers	Price Range	Average	Top
1000+	273.50-297.00	285.14	297.00	900+	238.00-265.50	258.24	265.50
900-999	292.00-312.50	298.34	312.50	800-899	195.00-251.00	231.17	251.00
800-899	275.00-315.00	291.11	315.00				

Stocker sale at Ontario Livestock Exchange: June 8, 2023: 303 Stockers

Steers	Price Range	Average	Top	Heifers	Price Range	Average	Top
1000+	217.50-237.50	229.15	267.50	900+	212.50-238.00	233.70	238.00
900-999	150.00-280.00	204.50	280.00	800-899	172.50-260.00	234.19	280.00
800-899	240.00-315.00	289.29	315.00	700-799	242.50-295.00	268.69	345.00
700-799	240.00-330.00	288.28	350.00	600-699	235.00-320.00	266.67	345.00
600-699	265.00-415.00	351.90	415.00	500-599	250.00-310.00	283.57	310.00
500-599	265.00-375.00	317.14	400.00	400-499	260.00-305.00	282.78	305.00
400-499	20.00-270.00	142.31	360.00	300-399	320.00-375.00	334.17	375.00
399-	250.00-310.00	280.88	310.00	299-	295.00-305.00	297.50	305.00

Stocker sale at Ontario Stockyards Inc: June 8, 2023: 758 Stockers

Steers	Price Range	Average	Top	Heifers	Price Range	Average	Top
1000+	172.00-274.00	224.09	274.00	900+	205.00-264.00	242.14	264.00
900-999	244.00-286.00	265.40	286.00	800-899	200.00-270.00	229.40	270.50
800-899	255.00-320.00	301.17	320.00	700-799	245.00-307.00	279.84	307.00
700-799	290.00-363.50	339.70	363.50	600-699	250.00-313.00	288.49	406.00
600-699	315.00-415.00	381.08	420.00	500-599	240.00-337.00	289.95	343.00
500-599	290.00-422.00	359.84	435.00	400-499	205.00-357.50	292.12	357.50
400-499	290.00-485.00	375.59	485.00	300-399	255.00-400.00	353.95	400.00
399-	250.00-515.00	322.00	515.00				



WEEKLY LIVE CATTLE EXPORTS-ONTARIO

	Week ending May 20, 2023	Week ending May 13, 2023	Year to Date
Total live slaughter cattle exported through Ontario ports to the U.S.	2,149	2,766	55,525
Steers & Heifers & Cows	2,059	2,621	53,681
Bulls	90	145	1,844

CANADIAN- FEDERALLY INSPECTED PROCESSING-Canfax/CBGA - long weekend previous week

	Week Ending June 3, 2023	# of hd change from week ago	YTD	% Change (Week Ago)	% Change (Year Ago)
Grand Total	56,432	+4,482	1,325,433	+9%	-5%
Western Processing	44,530	+2,729	1,050,729	+7%	-4%
Eastern Processing	11,902	+1,753	274,704	+17%	-8%

AVERAGE CARCASS WEIGHTS - CANADA-Canfax/CBGA

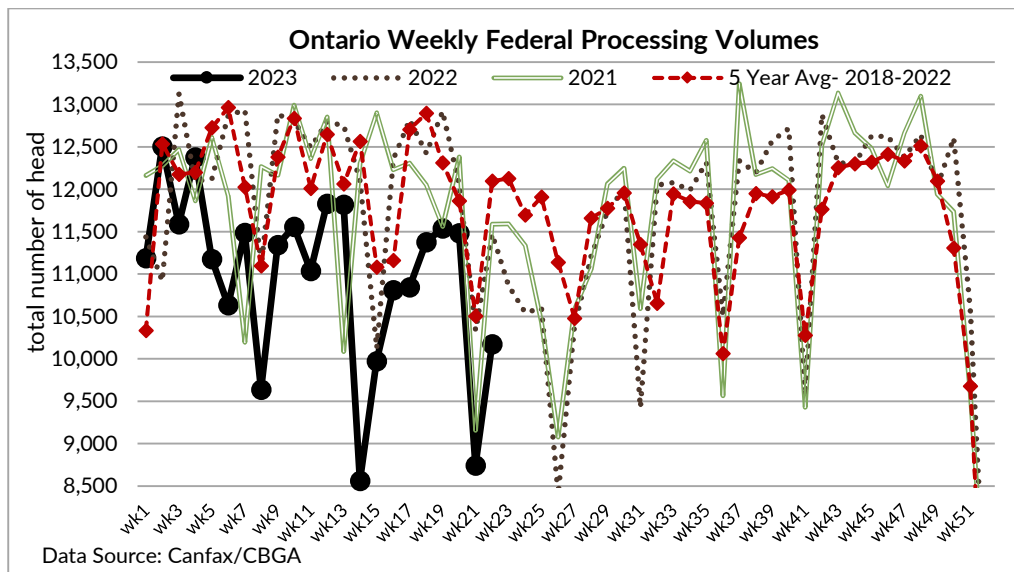
	Steers	Heifers
June 3, 2023	876	819
May 27, 2023	862	811
June 4, 2022	891	848

AVERAGE CARCASS WEIGHTS - ONTARIO-Canfax/CBGA

	Steers	Heifers
June 3, 2023	962	833
May 27, 2023	954	847
June 4, 2022	933	845

ONTARIO- FEDERALLY INSPECTED PROCESSING-Canfax/CBGA – long weekend previous week

	Week Ending June 3, 2023	# of hd change from week ago	YTD	% Change (Week Ago)	% Change (Year Ago)
Grand Total	10,173	+1,428	239,704	+16.3%	-10.2%



USDA ESTIMATED CATTLE PROCESSING VOLUME

	Week Ending Jun 10, 2023	Previous Week	Year Ago
Grand Total	621,000	573,000	671,000

QUEBEC ELECTRONIC AUCTION MARKET (F.O.B. THE FEEDLOT)

	Price	Change from Last Week
For the week ending June 8, 2023	403.00-405.25	+17.13

ALBERTA DIRECT TRADE

Alberta's direct trade: for the week ending June 8, 2023

<i>Steers</i>	Live FOB	N/T	Rail - FOB	406.50-410.5
<i>Heifers</i>	Live FOB	N/T	Rail - FOB	Not enough sold

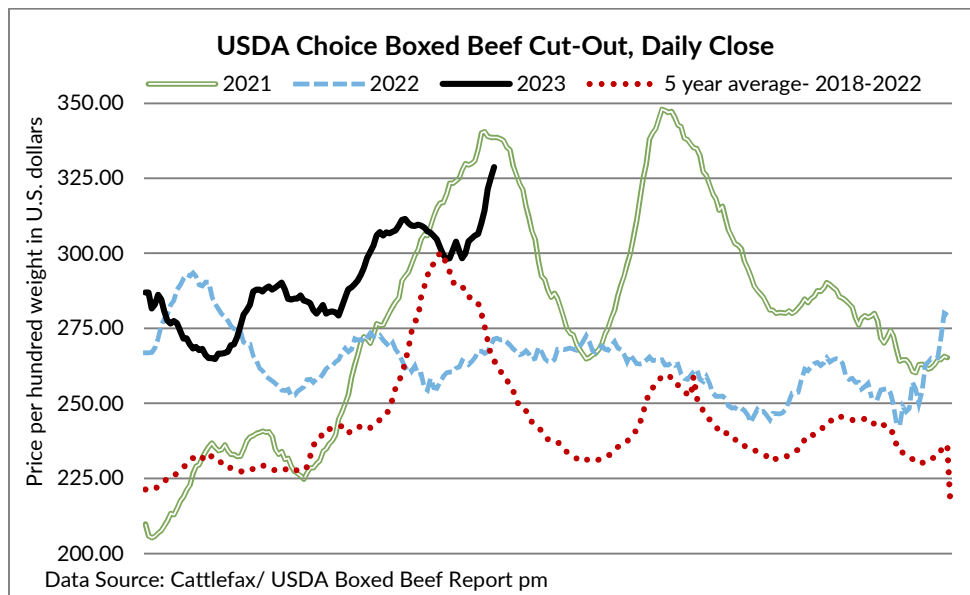
U.S. TRADE (U.S. funds)

The U.S. cash cattle trade: for the week ending June 8, 2023

Choice and Select Steers and Heifers:	Live	180.00-194.00
	Rail	290.00-304.00

U.S. BOXED BEEF CUT-OUT VALUES (U.S. funds)

	Choice	Select
Current Five Day Average	600-900 319.89	600-900 298.55



BEEF EXPORTS – CANADA (AAFC)

	United States Jan 1- Mar 31/2023	Change from last year YTD	Mexico Jan 1- Mar 31/2023	Change from last year YTD
Total	91,464 tonnes	+7% or +6,200 tonnes	9,084 tonnes	+37% or +2,432 tonnes
	Japan Jan 1- Mar 31/2023	Change from last year YTD	South Korea Jan 1- Mar 31/2023	Change from last year YTD
Total	12,827 tonnes	-6% or -887 tonnes	4,326 tonnes	-25% or -1,451 tonnes
	Hong Kong Jan 1- Mar 31/2023	Change from last year YTD	Total Beef Exports Jan 1- Mar 31/2023	Change from last year YTD
Total	4,042 tonnes	+10% or +379 tonnes	126,090 tonnes	+5% or +6,504 tonnes

BEEF PRODUCTION – CANADA (AAFC)

	Jan 1 – May 27, 2023	Last Year Same Time	% Change
Fed	425,728 tonnes	459,846 tonnes	-7%
Non-fed	71,011 tonnes	66,306 tonnes	+7%

LIVE CATTLE – CANADA (AAFC)

IMPORTS		Import % change from 2022 YTD	EXPORTS	Export % change from 2022 YTD
Jan 1- Mar 31/2023			Jan 1- May 20/2023	
Pure bred	2,025	+13%	Slaughter steers & heifers & cows	201,437 -3%
Non-pure bred	76,100	+47%	Feeder cattle & calves	62,935 -44%
			Bulls	10,544 -16%

BEEF IMPORTS – CANADA (AAFC)

	Jan 1 – May 27, 2023	Last Year Same Time	% Change
United States	40,260 tonnes	42,027 tonnes	-4%
Mexico	4,662 tonnes	4,644 tonnes	+0%
Non-CUSMA	15,902 tonnes	15,658 tonnes	+2%
EU-27 (beef/veal total)	3,241 tonnes	7,190 tonnes	-55%
Total	65,156 tonnes	69,882 tonnes	-7%

CHICAGO MERCANTILE EXCHANGE

Closing quotes on futures **today** were as follows:

Live Cattle			Feeder Cattle			Corn		
Jun	178.22	-0.55	Aug	239.00	+0.35	Jul	6.042	-6.0
Aug	171.85	-0.40	Sep	241.70	+0.22	Sep	5.244	-4.0
Oct	174.80	+0.10	Oct	243.50	+0.05	Dec	5.304	-2.4
Dec	177.77	+0.25	Nov	244.57	+0.00	Mar	5.402	-3.0
Feb	180.95	+0.10	Jan	243.92	-0.17	May	5.452	-3.0
Apr	183.55	+0.12	Mar	244.80	-0.15	Jul	5.464	-3.0
Soybeans			Soft Red Winter Wheat			Canadian \$		
Jul	13.864	-23.2	Jul	6.302	+4.0	Spot	74.90	+0.04
Aug	12.960	+16.6	Sep	6.416	+2.6	Jun	74.91	+0.03
Sep	12.180	+15.6	Dec	6.580	+1.6	Sep	75.02	+0.04
Nov	12.042	+15.2	Mar	6.720	+1.2	Dec	75.09	+0.04
Jan	12.134	+15.2	May	6.810	+1.2	Mar	75.14	+0.06
Mar	12.116	+14.6	Jul	6.862	+1.2	Jun	75.12	+0.08

Beef Farmers of Ontario | Phone: 519.824.0334 | Fax: 519.824.9101 | Email: markets@ontariobeef.com

Comments for the week ending June 8, 2023

The fed cattle market continued to strengthen with 548 head sold through auction markets this week, up 110 from last week but 33 fewer than this time last year. Fed steers ranged from \$213.41-\$250.19 with a weekly weighted average of \$239.71 up \$5.60 cwt from the previous week and \$47.86 stronger than year ago prices. Fed heifers saw prices range from \$231.10-\$246.83 averaging \$239.83 up \$8.04 cwt from the week before and \$47.85 higher than last year at this time. Auction markets reported trade as active with prices stronger to considerably higher with increases reported anywhere from \$3.00-\$12.00 cwt stronger, but mainly \$5.00 cwt.

The Ontario railgrade market also continued to trend higher. Prices the previous Friday saw steers selling at \$400.00 cwt with heifers at the \$399.00 price with delivery scheduled for the week of June 5th. By Monday, bids had increased to \$405.00 for steers and \$404.00 cwt for heifers with delivery now for the week of June 12th. Light trade developed at this level but sellers were resisting. By Wednesday prices increased another \$5.00 cwt to \$410.00 dressed for steers and \$409.00 for heifers with delivery continuing for the week of June 12th. Thursday saw another increase with steers at \$415.00 dressed and heifers at \$414.00 with delivery still being scheduled for the week of June 12th. This week's average is \$410.00 cwt up \$20.00 on average from the week before.

In Ontario federally inspected processing volumes have been down from last year since February. As of June 3, 2023 there has been 241,704 head processed down 10.2% from the same time in 2022 and down 8% from June 3, 2021. In the mix, steer volumes are down 10.5% from 2022 and 8% lower than June 3, 2021. Heifer processing volumes are down 12% from the same time last year and 25% fewer June 3, 2021. Cow volumes processed federally as of June 3, 2023 are down 2.8% from the same time in 2022 but up 13.7% from June 3, 2021. Exports of fed steers, heifers and cows have been stronger this year compared to 2022 and 2021 at 53,681 head as of May 20, 2023, up 48% compared to May 20, 2022 but just 3% higher than the same time period in 2021. Volumes going south of the border have started to ease slightly in recent weeks but still above 2022 and 2021 comparing week to week.

2,205 fed/cull cows met a strong demand this week with volumes up 139 from last week and 45 more than the same week last year. Cows sold through auction markets saw prices from \$110.22-\$162.97 averaging \$134.14 up \$5.76 cwt from the previous week and \$29.56 higher than this time last year. Auction markets reported trade as steady to start but as the week progressed, demand was reported as strong with prices very strong to higher and one market noting increases of \$25.00 cwt with quality a consideration. The market ended the week on a strong active trade at strong to stronger prices. 757 of this week's cow offering were beef breeds up 76 head from the week before, averaging \$150.20 cwt up \$10.32 cwt on average from the previous weeks weighted average beef cow price.

3,949 stocker and feeder cattle sold through auction markets this week, down 724 head from last week and 626 fewer than the same time last year. Auction markets reported buyer demand as strong with light calves up \$5.00-\$10.00 cwt with all other classes steady to start this week. By Tuesday trade was reported as fully steady on all classes and by Wednesday heavier cattle were noted as selling on a strong active trade at sharply higher prices. Thursday saw prices reported as stronger and higher. Actual average prices this week saw steers from 400-500 lbs down \$23.87 from the previous week, 500-600 lbs down \$11.55, 600-700 lbs up \$37.49, 700-800 lbs down \$6.11, 800-900 lbs down \$1.98, 900-1000 lbs up \$15.93 and steers 1000 lbs plus averaged \$15.93 stronger than last week's weighted average prices. Heifers from 300-400 lbs were up \$43.55 on average, 400-500 lbs down \$13.04, 500-600 lbs up \$4.38, 600-700 lbs up \$9.96, 700-800 lbs down 2.41, 800-900 lbs down \$0.06 and heifers 900 lbs and over averaged \$24.79 higher than last week's weighted average prices.

The Quebec electronic market this week ranged from \$403.00-\$405.25 cwt dressed on a picked-up basis, up \$17.13 cwt from last week on average.

Alberta direct trade was light Wednesday with sales reported by Canfax from \$408.00-\$410.00 cwt delivered on a dressed basis up \$5.00-\$8.00 from last week. Thursday saw trade occur at \$410.00-\$412.00 cwt. Canfax also notes that delivery of the cattle sold is being scheduled for immediate to four to five weeks out depending on which packer bought the cattle.

The U.S. cash cattle trade the week ending June 2nd was strong with majority of trade occurring on Thursday and some clean up trade on Friday. In the south business was reported from \$171.00-\$180.00 mainly \$178.00-\$180.00 cwt up around \$7.00-\$9.00. In the north sales ranged from \$280.00-\$297.00 dressed, mostly \$290.00 with some live trade from \$183.00-\$190.00 steady to \$5.00 stronger. Final results for the week posted by the USDA Mandatory Price Report saw overall prices for live steers averaging \$182.03 up \$4.09 on average while heifers averaged \$181.41 up \$4.88 from the previous week. On the rail steers averaged \$280.05 up \$5.69 dressed with heifers averaging \$289.27 up \$3.73 cwt.

The U.S. cash cattle trade this week continued the upward trend as supplies remain tight and boxed beef remains strong. Majority of the trade took place on Wednesday in the north with some light trade in the south and some light trade also on Thursday. In the north prices ranged from \$290.00-\$304.00 cwt with majority at \$300.00 up \$10.00 from last week with some live trade in the north from \$188.00-\$192.00, up \$2.00-\$5.00 cwt. Light trade in the south ranged from \$182.00-\$188.00, mainly \$185.00 up around \$5.00-\$8.00 cwt, but business in the south is not completed. Today, Friday, a light test is occurring in Kansas at \$186.00 live while bids in Texas of \$185.00 are being passed. Bids in the north are noted at \$190.00 live and \$300.00 dressed but no trade has developed. It appears that the bulk of trade is completed.