



WEEKLY MARKET INFORMATION REPORT – FOR THE WEEK ENDING THURSDAY JUNE 15, 2023

The following information is collected from various sources and disseminated by Beef Farmers of Ontario.

ONTARIO DIRECT TO PACKER RAILGRADE CATTLE TRADE

Prices are on a carcass weight basis before grade and weight discounts:

A Grade Steers	410.00-415.00
A Grade Heifers	409.00-414.00

ONTARIO LIVE CATTLE TRADE

Ontario auction sales this week saw weighted average price ranges for:

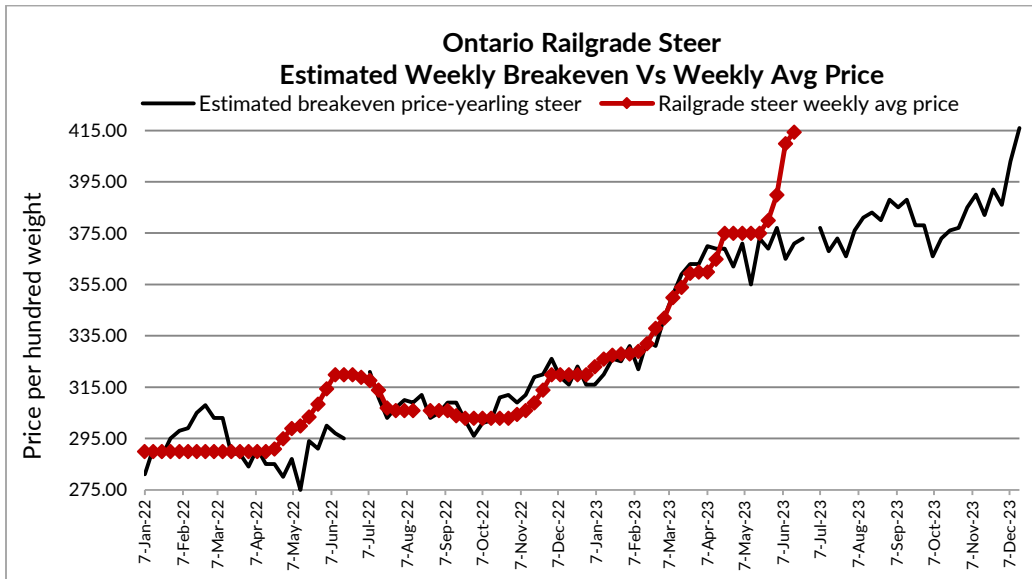
FED CATTLE	Volume	Price Range	Average	Top	Last Week Avg
Large Frame Steers +1250	117	238.79-251.63	246.60	259.00	242.17
Medium Frame Steers +1250	110	235.12-249.23	242.62	260.00	233.31
Large & Medium Frame Steers +1250	227	237.85-250.47	244.87	260.00	239.71
Large Frame Heifers +1000	137	230.90-249.85	244.39	258.25	237.53
Medium Frame Heifers +1000	208	227.36-247.50	239.84	261.00	240.81
Large & Medium Frame Heifers +1000	345	229.89-250.48	242.80	261.00	239.83
Fed steers, Dairy & Dairy Cross +1250	86	180.74-209.19	192.48	245.00	211.35
Fed heifers, Dairy & Dairy Cross +1000	109	150.87-206.08	181.11	247.00	162.67
Cows - All Weights	2,220	103.60-158.27	128.57	199.00	134.14
Bulls - All Weights	134	136.37-181.70	159.64	320.00	171.36

STOCKERS - Large and Medium Frame

STEERS	Volume	Price Range	Average	Top	Last Week Avg
1000+	657	263.30-301.18	279.80	305.00	275.35
900-999	340	287.78-309.75	298.18	321.00	287.17
800-899	256	280.38-314.85	299.46	345.00	289.19
700-799	150	275.21-325.36	296.64	351.00	298.82
600-699	234	263.93-349.25	302.29	405.00	348.64
500-599	211	267.31-360.61	315.40	424.00	334.95
400-499	127	197.28-359.70	277.56	412.50	317.99
-399	53	245.19-391.79	306.63	830.00	369.22

STOCKERS - Large and Medium Frame

HEIFERS	Volume	Price Range	Average	Top	Last Week Avg
+900	288	225.35-267.16	246.82	287.00	256.00
800-899	196	244.26-284.69	268.18	306.00	255.19
700-799	127	217.31-280.51	255.28	317.00	264.53
600-699	223	219.64-301.27	256.66	327.00	279.62
500-599	169	214.30-295.11	258.45	335.00	283.87
400-499	125	202.34-284.76	251.93	371.00	275.74
300-399	24	165.00-232.50	202.23	310.00	305.68
-299	12	256.67-432.50	341.67	550.00	309.50



The information provided on this report is based on weighted averages for actual data collected. Input costs are a guideline only and will vary from producer to producer. BFO does not take any responsibility and accepts no legal liability arising from or connected to damages or losses experienced by producers when using this information. This is to be used at your own risk.

At Kawartha Lakes Community Sale Barn: **June 10, 2023- 133 cows, 16 bulls, 50 veal, 6 fed cattle, 45 stockers**

	Price Range	Avg.	Top
Cows - all weights	117.00-169.00	136.58	194.00
Bulls under 1600 lbs	140.00-200.00	164.06	200.00
Bulls - over 1600 lbs	149.00-175.00	161.74	175.00
Veal Calves 600 lbs+	165.00-257.50	176.78	257.50
Veal Calves 125 lbs -	250.00-900.00	429.93	900.00

At Denfield Livestock Exchange Inc.: **June 6, 2023: 310 Fed Cattle, 23 Veal, 97 Cows, 7 Bulls, 21 Stockers**

	Price Range	Average	Top
Large & Medium Frame Fed Steers +1250 lbs	246.00-254.00	250.06	259.00
Large & Medium Frame Fed Heifers +1000 lbs	246.25-256.50	251.18	261.00
Fed Steers, Dairy & Dairy Cross +1250 lbs	165.00-245.00	196.88	245.00
Fed Heifers, Dairy & Dairy Cross +1000 lbs	164.00-247.00	213.96	247.00
Cows	108.00-169.50	133.94	177.00
Veal +600 lbs	180.00-188.50	184.25	204.00

At Aylmer Stockyards Inc.: **June 14, 2023 - 8 Veal, 214 Cows, 45 Fed cattle, 18 Stockers, 7 Bulls**

	Price Range	Average	Top
Fed Steers, Large & Medium Frame 1250 lb +	239.99-243.00	241.59	243.00
Fed Heifers, Large & Medium Frame 1000 lb +	182.00-241.00	214.19	241.00
Fed Heifers, dairy & dairy cross 1000+ lbs	129.00-188.99	169.39	188.99
Cows	91.00-180.00	132.80	193.99
Veal 600+ lbs	170.99-191.99	183.60	191.99

ONTARIO STOCKER & FEEDER TRADE

Stocker sale at Brussels Livestock: **June 9, 2023- 1,014 Stockers**

Steers	Price Range	Average	Top	Heifers	Price Range	Average	Top
1000+	264.00-305.00	286.39	305.00	900+	246.00-275.25	260.85	286.50
900-999	292.00-316.00	304.68	321.00	800-899	278.50-302.75	289.73	306.00
800-899	300.00-329.00	316.87	345.00	700-799	286.00-313.00	298.65	317.00
700-799	316.00-351.00	336.88	351.00	600-699	258.00-315.00	292.88	315.00
600-699	339.00-396.00	369.58	405.00	500-599	247.50-330.00	295.75	330.00
500-599	365.00-424.00	409.71	424.00	400-499	175.00-292.50	249.42	371.00
400-499	72.00-397.50	198.95	407.50				

Stocker sale at Community Livestock Exchange: June 13, 2023: 75 Stockers

Steers	Price Range	Average	Top	Heifers	Price Range	Average	Top
600-699	217.49-312.50	274.59	312.50	700-799	152.49-277.49	231.19	277.49
500-599	227.49-409.99	230.69	409.99	600-699	192.50-245.00	225.30	245.00
400-499	200.00-412.50	323.20	412.50	500-599	220.00-307.50	241.99	307.50
				400-499	157.48-279.99	236.69	279.99

Stocker sale at Renfrew Pontiac Livestock: June 13, 2023: 195 Stockers

Steers	Price Range	Average	Top	Heifers	Price Range	Average	Top
1000+	165.50-279.99	213.70	279.99	900+	130.00-250.49	183.80	250.49
800-899	200.00-279.99	242.49	279.99	800-899	175.00-250.49	235.70	250.49
700-799	239.99-325.00	269.30	325.00	700-799	139.99-252.49	209.29	252.49
600-699	235.00-342.49	295.90	342.49	600-699	175.00-327.00	269.60	327.00
500-599	275.00-364.99	319.60	364.99	500-599	220.00-329.99	264.80	329.99
400-499	192.50-342.49	304.49	342.49	400-499	180.00-295.00	265.70	295.00

Stocker sale at Ontario Livestock Exchange: June 14, 2023: 676 Stockers

Steers	Price Range	Average	Top	Heifers	Price Range	Average	Top
1000+	269.00-302.00	281.44	302.00	900+	247.00-287.00	270.66	287.00
900-999	296.00-312.50	302.17	312.50	800-899	290.00-292.50	291.25	292.50
800-899	297.00-312.50	300.88	312.50				

Stocker sale at Ontario Livestock Exchange: June 15, 2023: 504 Stockers

Steers	Price Range	Average	Top	Heifers	Price Range	Average	Top
900-999	212.50-247.50	234.38	265.00	900+	192.50-247.50	231.07	247.50
800-899	210.00-262.50	239.41	290.00	800-899	165.00-235.00	205.79	235.00
700-799	245.00-305.00	265.52	305.00	700-799	205.00-245.00	223.68	245.00
600-699	190.00-345.00	252.22	365.00	600-699	165.00-280.00	219.64	295.00
500-599	227.50-370.00	289.36	410.00	500-599	175.00-280.00	239.82	310.00
400-499	235.00-320.00	270.94	365.00	400-499	215.00-270.00	244.03	290.00
399-	210.00-370.00	275.77	450.00	300-399	140.00-210.00	184.29	310.00
				299-	100.00-490.00	280.00	490.00

Stocker sale at Ontario Stockyards Inc: June 15, 2023: 614 Stockers

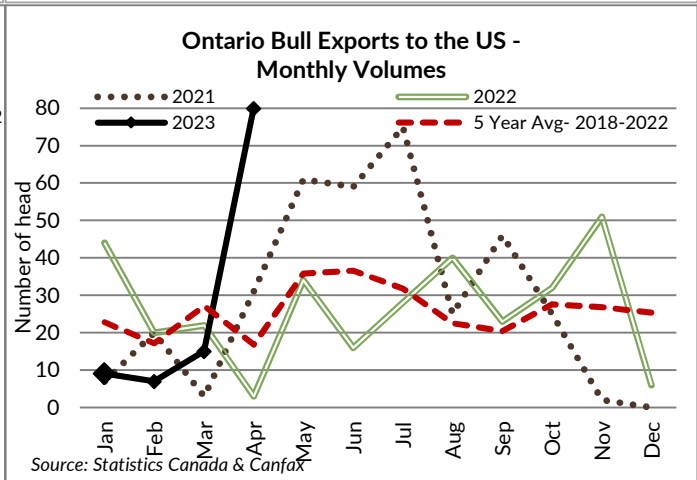
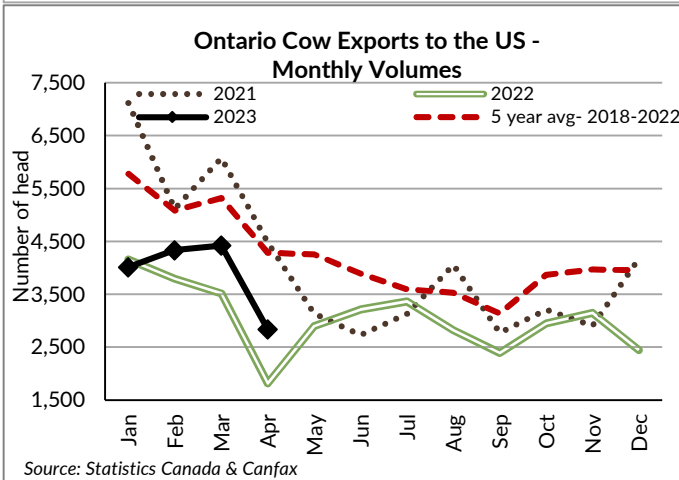
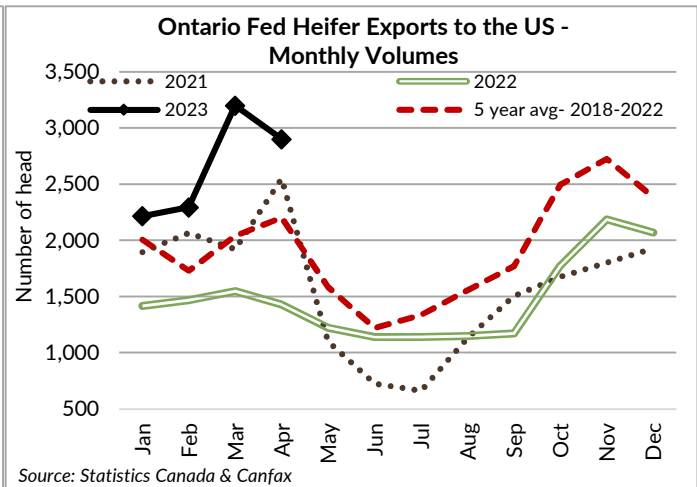
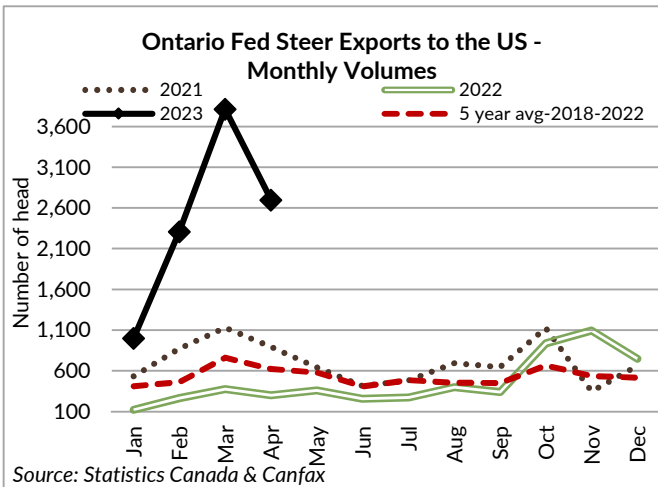
Steers	Price Range	Average	Top	Heifers	Price Range	Average	Top
900-999	250.00-290.00	263.25	290.00	900+	171.00-259.00	201.10	259.00
800-899	275.00-303.00	291.17	303.00	800-899	200.00-293.00	261.75	293.00
700-799	275.00-335.00	300.77	340.00	700-799	185.00-295.50	260.14	295.50
600-699	285.00-341.00	308.85	364.00	600-699	250.00-309.00	283.28	310.00
500-599	285.00-345.00	319.83	376.00	500-599	242.50-294.00	271.43	335.00
400-499	270.00-267.50	323.71	357.50	400-499	225.00-310.00	275.44	339.00
399-	285.00-375.00	330.39	375.00	300-399	165.00-255.00	210.00	255.00

WEEKLY LIVE CATTLE EXPORTS-ONTARIO

	Week ending May 20, 2023	Week ending May 13, 2023	Year to Date
Total live slaughter cattle exported through Ontario ports to the U.S.	2,149	2,766	55,525
Steers & Heifers & Cows	2,059	2,621	53,681
Bulls	90	145	1,844

MONTHLY LIVE CATTLE EXPORTS TO THE U.S. FROM ONTARIO (Canfax/Stats Canada)

	April 2023	YTD 2023	% change from 2022
Steers	2,700	9,823	+823%
Heifers	2,900	10,610	+81%
Cows	2,843	15,616	+17%
Bulls	80	111	+25%
Feeders	75	496	-81%
Total	8,598	36,656	



CANADIAN- FEDERALLY INSPECTED PROCESSING-Canfax/CBGA

	Week Ending June 10, 2023	# of hd change from week ago	YTD	% Change (Week Ago)	% Change (Year Ago)
Grand Total	56,187	-245	1,381,620	+0%	-5%
Western Processing	44,561	+31	1,095,290	+0%	-4%
Eastern Processing	11,626	-276	286,330	-2%	-8%

AVERAGE CARCASS WEIGHTS – CANADA-Canfax/CBGA

	Steers	Heifers
June 10, 2023	871	798
June 3, 2023	876	819
June 11, 2022	896	824

AVERAGE CARCASS WEIGHTS – ONTARIO-Canfax/CBGA

	Steers	Heifers
June 10, 2023	960	852
June 3, 2023	962	833
June 11, 2022	927	836

ONTARIO- FEDERALLY INSPECTED PROCESSING-Canfax/CBGA

	Week Ending June 10, 2023	# of hd change from week ago	YTD	% Change (Week Ago)	% Change (Year Ago)
Grand Total	9,976	-197	249,680	-1.9%	-10.1%

USDA ESTIMATED CATTLE PROCESSING VOLUME

	Week Ending Jun 17, 2023	Previous Week	Year Ago
Grand Total	634,000	616,000	668,000

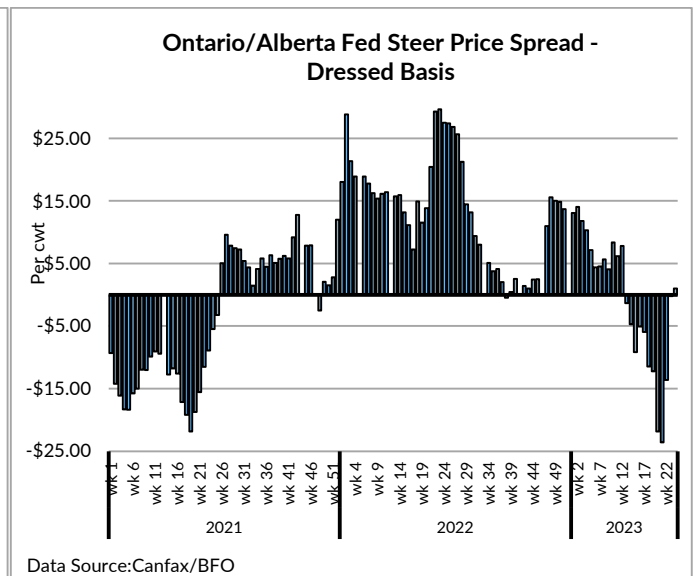
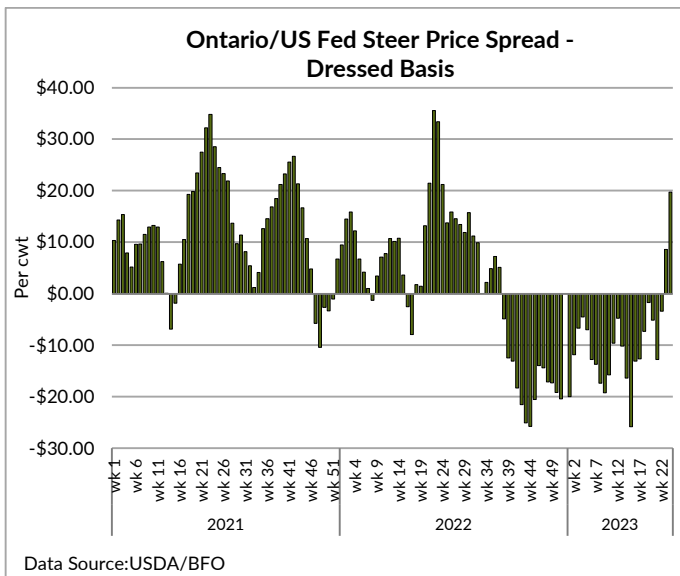
QUEBEC ELECTRONIC AUCTION MARKET (F.O.B. THE FEEDLOT)

For the week ending June 8, 2023	Price 405.75-409.00	Change from Last Week +3.17
----------------------------------	------------------------	--------------------------------

ALBERTA DIRECT TRADE

Alberta's direct trade: for the week ending June 15, 2023

Steers	Live FOB	245.25	Rail - FOB	411.50-413.50
Heifers	Live FOB	N/T	Rail - FOB	411.50-413.50



U.S. TRADE (U.S. funds)

The U.S. cash cattle trade: for the week ending June 15, 2023

Choice and Select Steers and Heifers:	Live	181.00-190.00
	Rail	287.00-300.00

U.S. BOXED BEEF CUT-OUT VALUES (U.S. funds)

	Choice 600-900	Select 600-900
Current Five Day Average	337.90	308.85

BEEF EXPORTS - CANADA (AAFC)

	United States Jan 1- Apr 30/2023	Mexico Jan 1- Apr 30/2023	Japan Jan 1- Apr 30/2023	South Korea Jan 1- Apr 30/2023	Viet Nam Jan 1- Apr 30/2023	Total Beef Exports Jan 1- Apr 30/2023
Total	119,970 tonnes	11,567 tonnes	16,064 tonnes	6,460 tonnes	5,372 tonnes	165,609 tonnes
	+4% or +5,069 tonnes	+35% or +3,025 tonnes	-18% or -3,628 tonnes	-28% or -2,546 tonnes	+5% or +278 tonnes	+1% or +2,233 tonnes

BEEF PRODUCTION – CANADA (AAFC)

	Jan 1 – June 3, 2023	Last Year Same Time	% Change
Fed	444,427 tonnes	480,558 tonnes	-8%
Non-fed	73,808 tonnes	69,268 tonnes	+7%

LIVE CATTLE – CANADA (AAFC)

IMPORTS			EXPORTS	Export % change from 2022 YTD
	Import % change from 2022 YTD			
Jan 1- Apr 30/2023		Jan 1- May 27/2023		
Pure bred	3,870 +65%	Slaughter steers & heifers & cows	207,066	-4%
Non-pure bred	94,086 +24%	Feeder cattle & calves	65,233	-44%
		Bulls	10,935	-17%

BEEF IMPORTS – CANADA (AAFC)

	Jan 1 – June 3, 2023	Last Year Same Time	% Change
United States	42,786 tonnes	43,978 tonnes	-3%
Australia	5,691 tonnes	4,486 tonnes	+24%
Mexico	4,762 tonnes	4,980 tonnes	-4%
Non-CUSMA	16,638 tonnes	16,873 tonnes	-1%
EU-27 (beef/veal total)	3,589 tonnes	7,508 tonnes	-52%
Total	69,209 tonnes	73,652 tonnes	-6%

CHICAGO MERCANTILE EXCHANGE

Closing quotes on futures **today** were as follows:

Live Cattle			Feeder Cattle			Corn		
Jun	178.35	+0.77	Aug	234.92	+0.80	Jul	6.402	+17.0
Aug	171.72	+0.65	Sep	238.17	+0.65	Sep	5.940	+24.0
Oct	175.35	+1.00	Oct	240.30	+0.50	Dec	5.974	+23.0
Dec	179.10	+1.12	Nov	241.30	+0.42	Mar	6.040	+21.6
Feb	182.80	+1.57	Jan	240.70	+0.70	May	6.056	+20.2
Apr	185.30	+1.55	Mar	241.00	+0.57	Jul	6.034	+18.4
Soybeans			Soft Red Winter Wheat			Canadian \$		
Jul	14.664	+38.2	Jul	6.880	+26.4	Spot	75.87	+0.18
Aug	14.074	+39.0	Sep	7.014	+28.6	Jun	75.88	+0.17
Sep	13.580	+49.0	Dec	7.146	+29.0	Sep	75.98	+0.17
Nov	13.422	+50.0	Mar	7.272	+28.2	Dec	76.06	+0.17
Jan	13.470	+48.2	May	7.340	+27.6	Mar	76.12	+0.16
Mar	13.276	+40.2	Jul	7.360	+25.4	Jun	76.12	+0.16

Beef Farmers of Ontario | Phone: 519.824.0334 | Fax: 519.824.9101 | Email: markets@ontariobeef.com

Comments for the week ending June 15, 2023

572 fed steers and heifers sold through auction markets this week up 24 from last week and 55 more than the same week last year. Fed steers traded from \$237.85-\$250.47 cwt averaging \$244.87 up \$5.16 cwt from the previous week and \$53.99 stronger than year ago prices. Fed heifers sold from \$229.89-\$250.48 averaging \$242.80 up \$2.97 cwt from the week before and \$54.38 above year ago prices. Auction markets reported trade as active and strong with prices steady to higher.

The Ontario railgrade market saw prices increase last Thursday by \$5.00 cwt with sales reported at \$415.00 dressed for steers and \$414.00 cwt for heifers and held steady at this price until Thursday afternoon of this week. Delivery started out for the week of June 12th but by Monday cattle were being scheduled for the week of June 19th. Thursday morning saw a few deals at \$415.00 dressed but by the

afternoon the price was pulled back \$5.00 cwt to \$410.00 for steers and \$409.00 for heifers with delivery now being scheduled for the week of June 26th. Overall for the week steers averaged \$414.50 dressed and heifers \$413.50 up \$4.50 cwt from the previous week's trade. Some cattle were reported as going south of the border but volumes have declined from earlier in the year as the US prices drop and the CDN dollar increases.

2,220 fed/cull cows sold through auction markets this week which is fully steady to last week but 634 more than this time last year. Cows ranged from \$103.60-\$158.27 averaging \$128.57 cwt down \$5.57 from last week but \$20.80 higher than last year at this time. This is the first week cow prices have declined week over week since the end of April. Auction markets reported trade as active with prices steady to fully steady across the board. This week 562 head of the cows that sold were beef breeds down 195 head from the previous weeks volume averaging \$143.14 down \$7.06 cwt on average from last week's beef cow prices.

Seasonally lighter receipts of stocker and feeder cattle sold through auction markets this week at 3,192 head, down 757 from last week but 1,365 more than this time last year. Auction markets reported calves steady with medium quality calves steady with quality considered and a larger run of dairy cross calves selling stronger. Heavier cattle started out stronger on an active trade with prices up \$5.00-\$10.00 cwt. As the week progressed heavier cattle were noted as trading steady. Actual average prices this week saw steers from 400-500 lbs down \$40.43 cwt on very light receipts, 500-600 lb steers were down \$19.55, 600-700 lbs down \$46.35, 700-800 lbs down \$2.18, 800-900 lbs up \$10.27, 900-1000 lbs up \$11.01 and steers 1000 lbs and over averaged \$4.45 cwt stronger than last week on average. Heifers from 400-500 lbs were down \$23.81 on average, 500-600 lbs down \$25.42, 600-700 lbs down \$13.96, 700-800 lbs down \$9.25, 800-900 lbs up \$12.99 while heifers 900 lbs and over averaged \$9.18 easier than last week's weighted average prices. Most categories of steers are averaging around \$90.00-\$100.00 cwt stronger than this time last year while heifers are up mostly \$60.00-\$90.00 cwt.

The Quebec electronic market this week ranged from \$405.75-\$409.00 cwt dressed on a picked-up basis, up \$3.07 cwt from last week on average.

Alberta direct trade this week was up \$3.00-\$5.00 cwt on Wednesday with trade noted by Canfax from \$413.00-\$415.00 cwt delivered on a dressed basis. Business continued on Thursday with light trade at \$415.00 cwt delivered. Canfax notes that: "Cattle that traded this week were being scheduled anywhere from immediate delivery to mid-July delivery. Alberta fed prices are now trading at roughly a 1.00-2.00 discount against the Nebraska market. Tentatively this is of the strongest basis level seen over the past year. With higher prices and stronger basis levels this week's cash offering has been cleaned up."

The U.S. cash cattle trade the week ending June 9th was stronger, with sales in the south from \$180.00-\$191.00 live, mainly \$185.00-\$186.00 up around \$8.00 cwt from the previous week's southern trade. In the north dressed deals ranged from \$290.00-\$304.00, mainly \$300.00 cwt with some live trade from \$189.00-\$193.00 up around \$4.00 cwt. Final results posted by the USDA Mandatory Price Report saw live steers overall average \$188.75 up \$6.72 on average while heifers averaged \$187.95 up \$6.54 cwt. On the rail steers averaged \$299.21 up \$9.16 from the previous week while heifers averaged \$299.71 dressed up \$10.44 cwt on average.

The U.S. cash cattle trade this week has been fairly quiet with just a light scattered trade in the north on Wednesday and Thursday with sales reported from \$185.00-\$190.00 live, mainly \$185.00-\$186.00 down \$4.00-\$5.00 cwt with dressed deals from \$295.00-\$300.00, Mainly \$295.00-\$296.00 down around \$4.00 cwt from last week's northern trade. As of today the south remains at a complete standstill as bids of \$178.00 live were passed by sellers. Today, a few deals are starting to surface in the south at \$182.00 live down \$3.00 from last week's southern trade but an improvement from earlier bids. Asking prices are sitting at \$186.00 live in the south and \$298.00-\$300.00 cwt dressed in the north. Business is expected to continue until late today.