



WEEKLY MARKET INFORMATION REPORT – FOR THE WEEK ENDING THURSDAY JUNE 22, 2023

The following information is collected from various sources and disseminated by Beef Farmers of Ontario.

ONTARIO DIRECT TO PACKER RAILGRADE CATTLE TRADE

Prices are on a carcass weight basis before grade and weight discounts:

A Grade Steers	410.00
A Grade Heifers	409.00-410.00

ONTARIO LIVE CATTLE TRADE

Ontario auction sales this week saw weighted average price ranges for:

FED CATTLE	Volume	Price Range	Average	Top	Last Week Avg
Large Frame Steers +1250	85	240.85-249.57	245.47	260.00	246.60
Medium Frame Steers +1250	115	228.90-244.05	239.01	252.50	242.62
Large & Medium Frame Steers +1250	200	234.54-247.34	242.18	260.00	244.87
Large Frame Heifers +1000	76	232.44-248.50	242.66	261.00	244.39
Medium Frame Heifers +1000	145	225.23-246.82	238.50	256.00	239.84
Large & Medium Frame Heifers +1000	221	226.04-248.64	240.66	261.00	242.80
Fed steers, Dairy & Dairy Cross +1250	84	178.02-193.11	185.97	204.99	192.48
Fed heifers, Dairy & Dairy Cross +1000	120	136.20-182.51	160.70	208.00	181.11
Cows - All Weights	2,095	103.90-155.88	127.09	209.00	128.57
Bulls - All Weights	141	140.94-179.80	161.66	224.00	159.64

STOCKERS - Large and Medium Frame

STEERS	Volume	Price Range	Average	Top	Last Week Avg
1000+	670	257.24-289.65	273.33	297.50	279.80
900-999	608	275.92-302.44	291.22	312.50	298.18
800-899	315	281.31-324.35	307.13	338.00	299.46
700-799	321	303.72-352.33	327.24	383.00	296.64
600-699	353	270.01-356.75	318.11	386.00	302.29
500-599	203	255.37-361.75	312.52	420.00	315.40
400-499	93	265.41-349.49	310.22	425.00	277.56
-399	54	313.95-397.82	349.05	770.00	306.63

STOCKERS - Large and Medium Frame

HEIFERS	Volume	Price Range	Average	Top	Last Week Avg
+900	195	217.74-254.97	239.48	275.00	246.82
800-899	161	215.51-258.82	241.32	299.00	268.18
700-799	173	202.01-279.82	239.51	302.50	255.28
600-699	250	211.54-305.83	265.51	342.00	256.66
500-599	177	210.95-303.32	268.45	349.00	258.45
400-499	100	240.50-304.24	266.84	347.50	251.93
300-399	32	206.75-264.25	240.21	340.00	202.23
-299	11	312.29-326.84	319.56	600.00	341.67

At Kawartha Lakes Community Sale Barn: June 17, 2023- 178 cows, 12 bulls, 66 veal, 4 fed cattle, 53 stockers

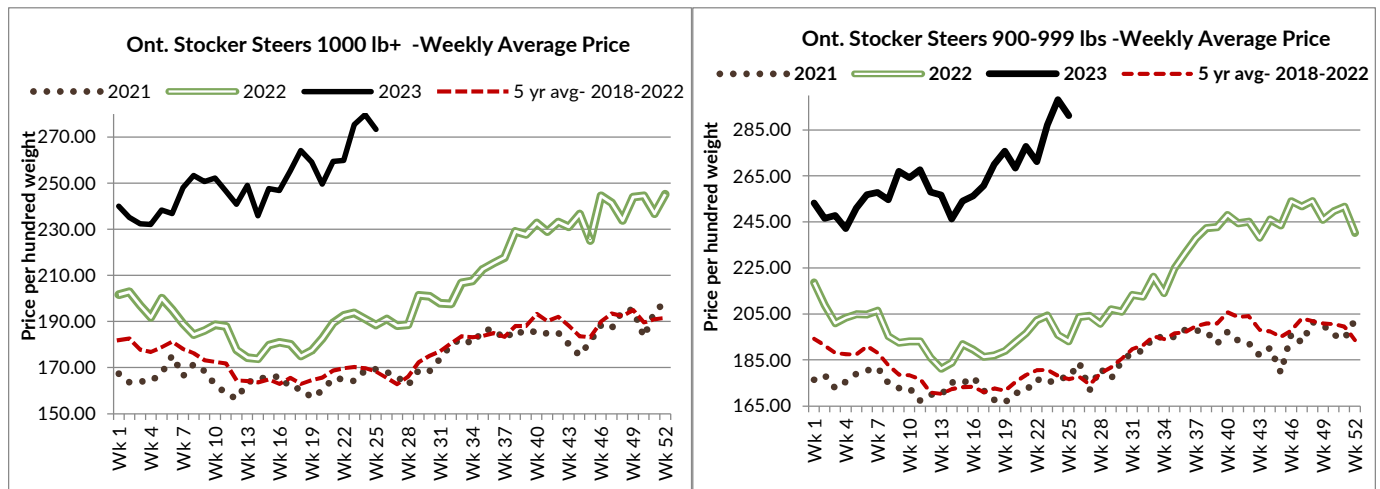
	Price Range	Avg.	Top
Cows - all weights	102.00-159.00	126.25	164.00
Bulls under 1600 lbs	167.50-177.00	172.62	177.00
Bulls - over 1600 lbs	150.00-186.00	164.20	186.00
Veal Calves 600 lbs+	160.00-186.00	169.28	207.00
Veal Calves 125 lbs -	147.06-650.00	368.43	700.00

At Denfield Livestock Exchange Inc.: June 20, 2023: 242 Fed Cattle, 12 Veal, 49 Cows, 5 Bulls, 3 Stockers

	Price Range	Average	Top
Large & Medium Frame Fed Steers +1250 lbs	242.00-251.00	247.35	254.50
Large & Medium Frame Fed Heifers +1000 lbs	240.00-251.50	247.41	256.00
Fed Heifers, Dairy & Dairy Cross +1000 lbs	172.00-195.00	180.07	195.00
Cows	104.00-155.50	123.19	175.00
Veal +600 lbs	177.00-191.00	185.29	191.00

At Aylmer Stockyards Inc.: June 21, 2023 - 46 Veal, 106 Cows, 51 Fed cattle, 19 Stockers, 1 Bull

	Price Range	Average	Top
Fed Heifers, dairy & dairy cross 1000+ lbs	137.99-188.99	168.99	188.99
Cows	95.99-155.00	123.50	155.00
Veal 600+ lbs	150.00-257.50	202.70	257.50



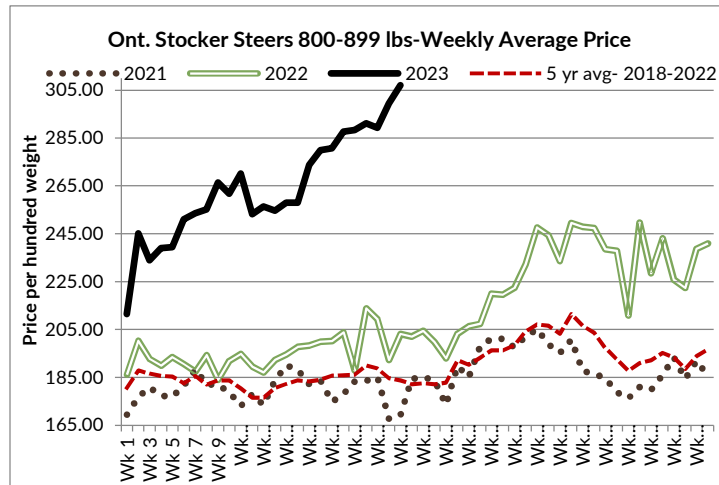
ONTARIO STOKER & FEEDER TRADE

Stocker sale at Brussels Livestock: June 16, 2023- 1,163 Stockers

Steers	Price Range	Average	Top	Heifers	Price Range	Average	Top
1000+	241.00-297.50	275.89	297.50	900+	242.75-269.75	259.43	273.00
900-999	273.00-306.00	294.27	312.50	800-899	240.00-286.5	267.13	299.00
800-899	286.00-332.25	311.28	337.75	700-799	245.75-302.50	263.81	302.50
700-799	280.00-335.00	210.76	338.00	600-699	249.00-291.00	274.48	291.00
600-699	250.00-358.00	322.23	358.00	500-599	218.00-320.00	282.91	341.00
500-599	262.50-385.00	324.71	389.00	400-499	180.00-210.00	198.93	275.00
400-499	230.00-392.00	309.11	425.00	300-399	222.00-260.00	234.67	305.00
399-	222.00-350.00	271.36	440.00				

Stocker sale at Community Livestock Exchange: June 20, 2023: 95 Stockers

Steers	Price Range	Average	Top	Heifers	Price Range	Average	Top
700-799	242.49-282.50	253.39	282.50	700-799	147.50-224.00	200.59	224.00
600-699	181.00-325.99	251.50	325.99	600-699	139.99-279.99	203.79	279.99
500-599	175.00-357.50	266.40	357.50				



Stocker sale at Keady Livestock Market: June 20, 2023: 739 Stockers

Steers	Price Range	Average	Top	Heifers	Price Range	Average	Top
1000+	276.50-288.00	279.67	288.00	900+	202.50-246.00	238.96	246.00
900-999	295.00-299.50	298.44	311.00	700-799	222.50-299.00	251.13	299.00
800-899	305.00-338.00	330.71	338.00	600-699	250.00-342.00	285.52	342.00
700-799	356.00-383.00	363.34	383.00	500-599	260.00-349.00	325.07	349.00
600-699	355.00-369.00	358.82	372.50	400-499	255.00-333.00	295.67	333.00
500-599	275.00-420.00	404.19	420.00	300-399	220.00-340.00	276.67	340.00
400-499	320.00-410.00	375.63	410.00				
399-	225.00-390.00	307.50	390.00				

Stocker sale at Renfrew Pontiac Livestock: June 20, 2023: 144 Stockers

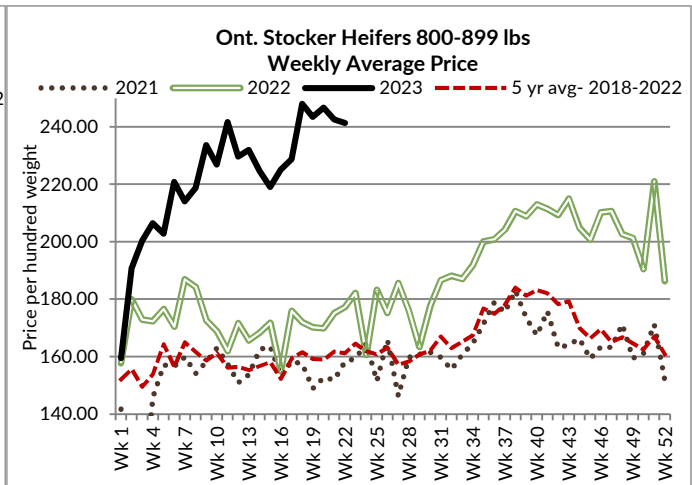
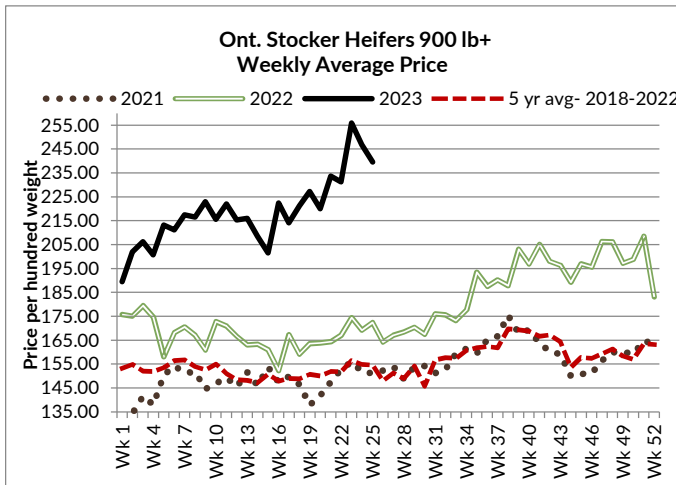
Steers	Price Range	Average	Top	Heifers	Price Range	Average	Top
800-899	164.99-289.99	247.69	289.99	900+	130.00-202.49	162.20	202.49
700-799	189.99-292.49	263.39	292.49	800-899	181.00-229.00	215.70	229.00
600-699	225.00-333.00	300.40	333.00	700-799	157.49-282.50	218.80	282.50
500-599	239.99-350.99	318.00	350.99	600-699	150.00-310.00	246.49	310.00
400-499	302.49-357.50	332.60	357.50	500-599	214.99-317.49	289.99	317.49
399-	360.00-404.99	383.00	404.99	400-499	194.99-300.00	218.10	300.00
				300-399	189.99-229.99	211.90	229.99

Stocker sale at Ontario Livestock Exchange: June 21, 2023: 605 Stockers

Steers	Price Range	Average	Top	Heifers	Price Range	Average	Top
1000+	264.00-290.50	273.93	290.50	900+	217.50-245.00	234.33	245.00
900-999	280.00-304.00	291.18	304.00				
800-899	297.00-312.00	301.86	312.00				

Stocker sale at Ontario Livestock Exchange: June 22, 2023: 377 Stockers

Steers	Price Range	Average	Top	Heifers	Price Range	Average	Top
1000+	237.50-257.00	250.28	257.00	900+	180.00-250.00	209.38	275.00
900-999	250.00-275.00	264.00	275.00	800-899	190.00-235.00	222.03	260.00
800-899	230.00-270.00	253.46	310.00	700-799	155.00-260.00	227.66	260.00
700-799	235.00-330.00	286.11	330.00	600-699	180.00-305.00	252.58	305.00
600-699	160.00-305.00	233.41	337.50	500-599	210.00-245.00	229.50	305.00
500-599	255.00-410.00	301.18	410.00	400-499	200.00-330.00	286.67	330.00
400-499	245.00-350.00	303.75	350.00	300-399	200.00-320.00	293.33	320.00
399-	310.00-350.00	331.67	400.00	299-			



Stocker sale at Ontario Stockyards Inc: June 22, 2023: 495 Stockers

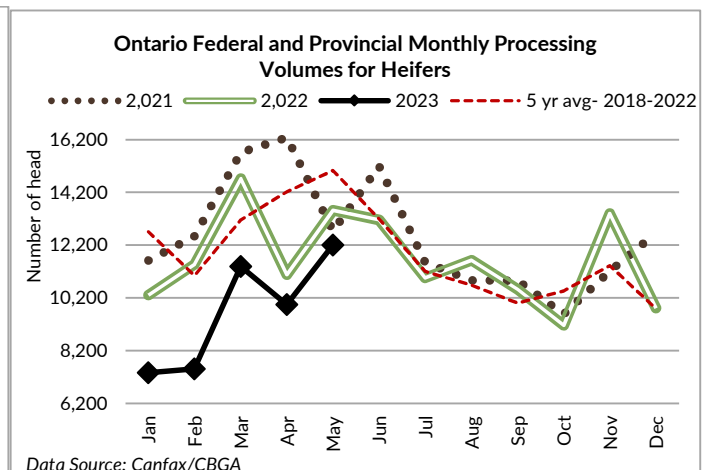
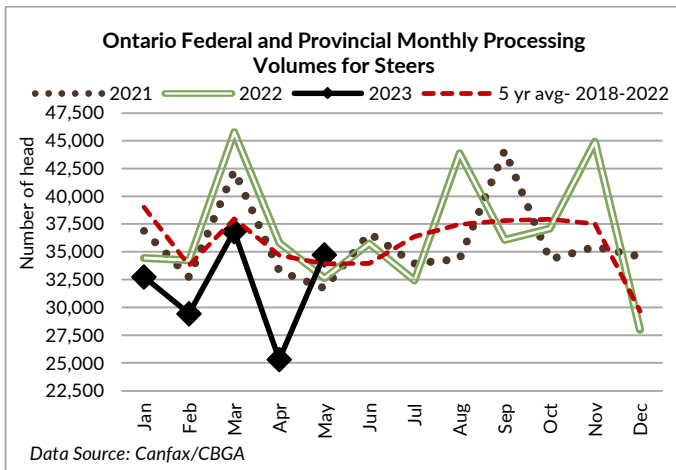
Steers	Price Range	Average	Top	Heifers	Price Range	Average	Top
1000+	216.00-229.00	221.50	229.00	800-899	180.00-260.00	236.43	260.00
900-999	220.00-295.00	249.81	295.00	700-799	187.50-283.00	234.64	293.00
800-899	230.00-323.00	277.00	323.00	600-699	217.50-317.50	292.95	317.50
700-799	270.00-340.00	309.45	340.00	500-599	215.00-315.00	265.59	315.00
600-699	250.00-386.00	316.53	386.00	400-499	285.00-345.00	303.48	347.50
500-599	200.00-310.00	263.70	347.50				
400-499	260.00-320.00	289.43	345.00				
399-	280.00-320.00	291.92	355.00				

WEEKLY LIVE CATTLE EXPORTS-ONTARIO

	Week ending June 3, 2023	Week ending May 27, 2023	Year to Date
Total live slaughter cattle exported through Ontario ports to the U.S.	2,213	2,147	59,885
Steers & Heifers & Cows	2,103	2,042	57,826
Bulls	110	105	2,059

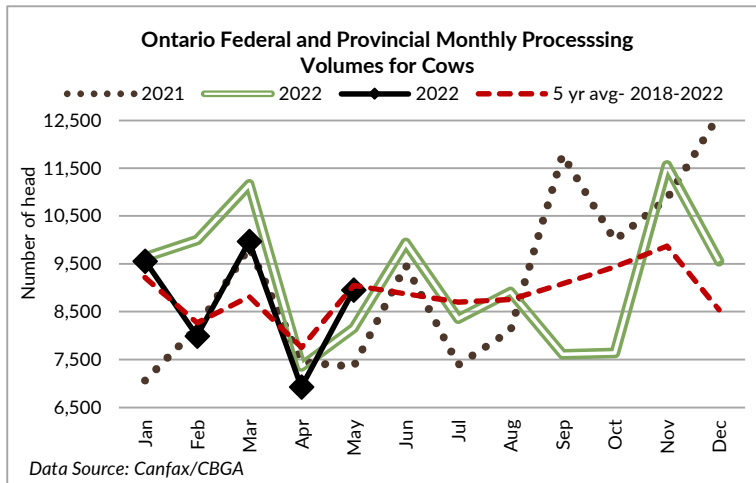
CANADIAN- FEDERALLY INSPECTED PROCESSING-Canfax/CBGA

	Week Ending June 17, 2023	# of hd change from week ago	YTD	% Change (Week Ago)	% Change (Year Ago)
Grand Total	57,504	+1,317	1,439,124	+2%	-5%
Western Processing	45,844	+1,283	1,141,134	+3%	-4%
Eastern Processing	11,660	+34	297,990	+0%	-8%



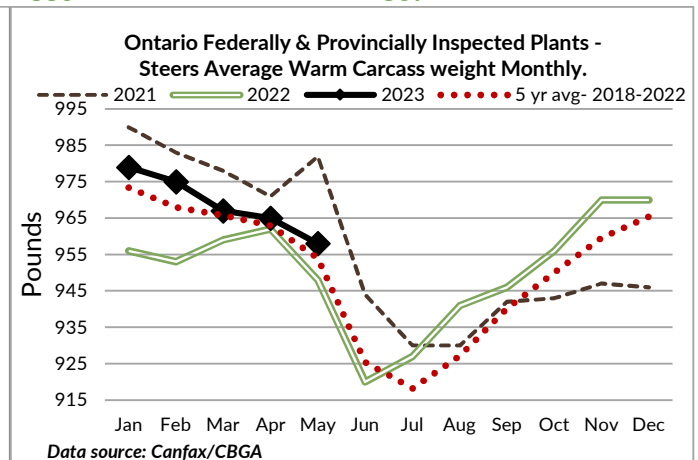
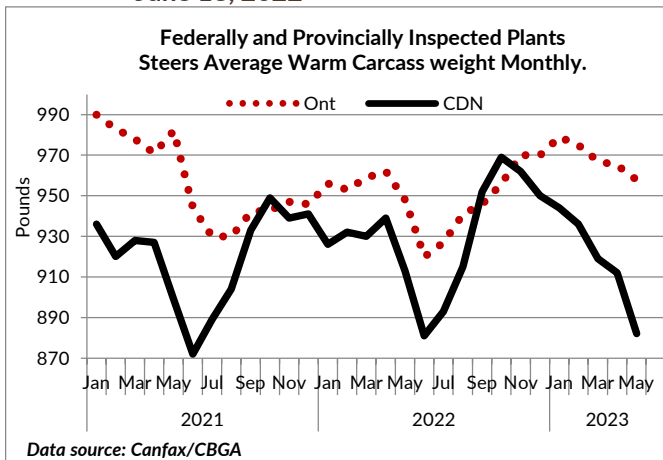
Data Source: Canfax/CBGA

Data Source: Canfax/CBGA



AVERAGE CARCASS WEIGHTS - CANADA-Canfax/CBGA

	Steers	Heifers
June 17, 2023	870	794
June 10, 2023	871	798
June 18, 2022	880	809



AVERAGE CARCASS WEIGHTS - ONTARIO-Canfax/CBGA

	Steers	Heifers
June 17, 2023	944	823
June 10, 2023	960	852
June 18, 2022	920	850

ONTARIO- FEDERALLY INSPECTED PROCESSING-Canfax/CBGA

	Week Ending	# of hd change from	YTD	% Change	% Change
	June 17, 2023	week ago		(Week Ago)	(Year Ago)
Grand Total	10,057	+81	259,737	+0.8%	-9.9%

USDA ESTIMATED CATTLE PROCESSING VOLUME

	Week Ending	Previous Week	Year Ago
	Jun 24, 2023		
Grand Total	649,000	634,000	665,000

QUEBEC ELECTRONIC AUCTION MARKET (F.O.B. THE FEEDLOT)

	Price	Change from Last Week
For the week ending June 22, 2023	402.50-405.50	-3.95

ALBERTA DIRECT TRADE

Alberta's direct trade: for the week ending June 22, 2023

Steers	Live FOB	246.75	Rail - FOB	409.25-413.50
Heifers	Live FOB	N/T	Rail - FOB	409.25-413.50

U.S. TRADE (U.S. funds)

The U.S. cash cattle trade: for the week ending June 22, 2023

Choice and Select Steers and Heifers:	Live	176.00-187.50
	Rail	280.00-292.00

U.S. BOXED BEEF CUT-OUT VALUES (U.S. funds)

	Choice 600-900	Select 600-900
Current Five Day Average	337.77	307.54

BEEF EXPORTS – CANADA (AAFC)

	United States Jan 1- Apr 30/2023	Change from last year YTD	Mexico Jan 1- Apr 30/2023	Change from last year YTD
Total	119,970 tonnes	+4% or +5,069 tonnes	11,567 tonnes	+35% or +3,025 tonnes
	Japan Jan 1- Apr 30/2023	Change from last year YTD	South Korea Jan 1- Apr 30/2023	Change from last year YTD
Total	16,064 tonnes	-18% or -3,628 tonnes	6,460 tonnes	-28% or -2,546 tonnes
	Viet Nam Jan 1- Apr 30/2023	Change from last year YTD	Total Beef Exports Jan 1- Apr 30/2023	Change from last year YTD
Total	5,372 tonnes	+5% or +278 tonnes	165,609 tonnes	+1% or +2,233 tonnes

BEEF PRODUCTION – CANADA (AAFC)

	Jan 1 – June 10, 2023	Last Year Same Time	% Change
Fed	462,717 tonnes	502,995 tonnes	-8%
Non-fed	76,617 tonnes	72,390 tonnes	+6%

LIVE CATTLE – CANADA (AAFC)

IMPORTS	Import % change from 2022 YTD		EXPORTS		Export % change from 2022 YTD
		<i>Jan 1- Apr 30/2023</i>			<i>Jan 1- Jun 3/2023</i>
Pure bred	3,870	+65%	Slaughter steers & heifers & cows	213,251	-5%
Non-pure bred	94,086	+24%	Feeder cattle & calves	68,269	-43%
			Bulls	11,407	-18%

BEEF IMPORTS – CANADA (AAFC)

	Jan 1 – June 10, 2023	Last Year Same Time	% Change
United States	45,483 tonnes	46,507 tonnes	-2%
Australia	5,734 tonnes	4,636 tonnes	+24%
Mexico	5,052 tonnes	4,586 tonnes	+10%
Non-CUSMA	17,018 tonnes	17,299 tonnes	-2%
EU-27 (beef/veal total)	3,672 tonnes	7,863 tonnes	-53%
Total	72,792 tonnes	77,333 tonnes	-6%

CHICAGO MERCANTILE EXCHANGE

Closing quotes on futures **today** were as follows:

Live Cattle			Feeder Cattle			Corn		
Jun	177.50	-0.15	Aug	233.95	+3.27	Jul	6.306	-29.6
Aug	170.77	-0.37	Sep	237.70	+3.17	Sep	5.846	-32.2
Oct	174.50	-0.17	Oct	240.15	+2.97	Dec	5.880	-32.6
Dec	178.70	+0.02	Nov	241.17	+2.72	Mar	5.962	-31.6
Feb	182.80	+0.07	Jan	240.87	+2.55	May	5.992	-30.4
Apr	185.22	+0.05	Mar	241.20	+2.20	Jul	5.964	-29.4
Soybeans			Soft Red Winter Wheat			Canadian \$		
Jul	14.944	-6.0	Jul	7.332	-5.6	Spot	75.81	-0.25
Aug	14.050	-14.2	Sep	7.464	-6.2	Sep	75.91	-0.26
Sep	13.214	-26.2	Dec	7.616	-8.6	Dec	75.98	-0.26
Nov	13.100	-29.4	Mar	7.734	-8.6	Mar	76.04	-0.25
Jan	13.200	-28.2	May	7.760	-8.4	Jun	76.02	-0.25
Mar	13.132	-24.6	Jul	7.704	-9.6	Sep	75.96	-0.25

Beef Farmers of Ontario | Phone: 519.824.0334 | Fax: 519.824.9101 | Email: markets@ontariobeef.com

Comments for the week ending June 22, 2023

Lighter receipts of fed steers and heifers sold through auction markets this week at 421 head, down 151 from last week and 43 fewer than this time last year. 200 fed steers sold from \$234.54-\$247.34 cwt with a weekly weighted average price of \$242.18 down \$2.69 from last week but \$52.38 cwt above year ago prices. 221 fed heifers sold from \$226.04-\$248.64 averaging \$240.66 cwt down \$2.14 from the previous week but \$58.10 stronger than this time last year. Auction markets reported trade as active with prices steady to slightly easier, down \$3.00-\$4.00 cwt.

The Ontario railgrade market was light in volume this week with prices steady to the bottom of last week's trade. Steers sold at \$410.00 cwt dressed with heifers from \$409.00-\$410.00, mainly \$409.00 cwt. Prices this week are averaging \$4.50 cwt below last week's averages but \$90.00 cwt stronger than year ago prices. Delivery of the cattle sold this week started out the previous Friday the week of June 26th but from Monday onward delivery was being scheduled for the week of July 3rd. The stronger CDN dollar and weaker US market will be putting some pressure on the volumes of cattle trading south of the border this week.

The volume of fed/cull cows sold through auctions was down 125 head from last week at 2,095 head sold, but 39 more than the same week last year. Cows sold from \$103.90-\$155.88 cwt averaging \$127.09 down \$1.48 cwt from the previous week but \$16.75 above this time last year. Auction markets reported active trade but with selective demand and prices steady to slightly lower with quality considered. 626 of this week's offering were beef cows which is up 64 head from the week before with a weekly weighted average price of \$147.48 up \$4.34 cwt from the previous week's beef cow price.

3,716 stocker and feeder cattle sold through auction markets this week up 524 head from the previous week but also noting two more sales than the week before. Volumes are also up 663 head from the same time last year. Auction markets reported trade as steady to fully steady to start. As the week progressed trade on the heavier cattle was steady to barely steady. By week's end one market noted prices steady to higher on the good quality calves while medium quality calves were easier. Another market saw active trade at fully steady to higher prices on all weights and classes. Actual average prices for the week saw steers from 400-500 lbs up \$32.66 cwt from the previous week, 500-600 lbs down \$2.88, 600-700 lbs up \$15.82, 700-800 lbs up \$30.60, 800-900 lbs up \$7.67, 900-1000 lbs down \$6.96 and steers 1000 lbs plus averaged \$6.47 easier than last week's weighted average prices. Heifers from 400-500 lb were up \$14.91 from last week, 500-600 lbs up \$10.00, 600-700 lbs down \$0.15, 700-800 lbs down \$15.77, 800-900 lbs down \$26.86 and heifers 900 lbs and over averaged \$7.34 cwt lower than last week on average.

The Quebec electronic market this week ranged from \$401.50-\$405.50 cwt dressed on a picked-up basis, down \$3.95 cwt from last week on average.

Alberta direct trade this week was steady to \$2.00 cwt stronger with sales on Wednesday from \$414.00-\$415.00 cwt delivered on a dressed basis. Trade continued on Thursday at \$415.00. Canfax notes: "Cattle that traded were being scheduled anywhere from immediate delivery to the second half of July delivery. With steady to higher fed prices in Western Canada and lower prices in the US. Alberta fed prices are at a premium to the US market. The last time Alberta fed prices were at a premium to the US market was back in October 2021."

The U.S. cash cattle trade the week ending June 16th saw business develop in the north on Wednesday and Thursday with sales reported from \$185.00-\$190.00 live, mainly \$186.00 down \$4.00 cwt with dressed deals from \$295.00-\$300.00, mainly \$296.00 down \$3.00-\$4.00 cwt from the previous week's northern trade. Some light trade on Friday in the south was at \$182.00 live down \$3.00 cwt from the previous week on average. Some of the dressed cattle that sold last week, were scheduled for last Saturday delivery. Overall average prices for the week reported by the USDA Mandatory Price Report saw live steers averaging \$184.92 down \$3.83 cwt while live heifers averaged \$184.07 down \$3.88. On the rail steers averaged \$296.07 dressed down \$3.14 from the previous week on average while heifers averaged \$295.26 down \$4.45 cwt.

The U.S. cash cattle trade this week did see light to moderate trade develop early week in the south from \$178.00-\$182.00 live, with most trade reported at \$180.00 cwt live down \$2.00 from the previous week's southern trade on average. The north saw some live trade Wednesday from \$183.00-\$186.00 down \$2.00-\$4.00 cwt and \$287.00-\$290.00 dressed, mainly \$290.00 down around \$6.00 cwt. Thursday some light trade in the north ranged from \$185.00-\$187.50 live and \$280.00-\$292.00 cwt dressed, majority at \$290.00 dressed which is steady to Wednesday's sales, with a few clean up deals in the south noted at \$180.00 cwt which is steady to early week trade. Today the market is quiet and it appears that business for the week is completed. The Cattle On Feed report was released today noting on feed volumes down 3 percent from last year. Placements in May were up 5 percent and marketings in May were also up 2 percent over last year.