



## WEEKLY MARKET INFORMATION REPORT – FOR THE WEEK ENDING THURSDAY JUNE 29, 2023

The following information is collected from various sources and disseminated by Beef Farmers of Ontario.

### ONTARIO DIRECT TO PACKER RAILGRADE CATTLE TRADE

Prices are on a carcass weight basis before grade and weight discounts:

A Grade Steers	405.00
A Grade Heifers	404.00

### ONTARIO LIVE CATTLE TRADE

Ontario auction sales this week saw weighted average price ranges for:

FED CATTLE	Volume	Price Range	Average	Top	Last Week Avg
Large Frame Steers +1250	108	213.61-249.36	237.87	275.00	245.47
Medium Frame Steers +1250	75	220.45-244.10	234.76	268.00	239.01
Large & Medium Frame Steers +1250	183	213.36-247.17	237.50	275.00	242.18
Large Frame Heifers +1000	90	226.88-243.98	237.71	254.00	242.66
Medium Frame Heifers +1000	186	215.17-244.82	234.67	250.00	238.50
Large & Medium Frame Heifers +1000	276	219.64-246.30	236.41	254.00	240.66
Fed steers, Dairy & Dairy Cross +1250	79	177.71-199.96	190.63	238.50	185.97
Fed heifers, Dairy & Dairy Cross +1000	128	129.16-180.91	156.47	225.50	160.70
Cows - All Weights	2,010	97.20-149.81	121.65	191.00	127.09
Bulls - All Weights	109	140.69-169.57	155.67	200.00	161.66

#### STOCKERS - Large and Medium Frame

STEERS	Volume	Price Range	Average	Top	Last Week Avg
1000+	875	255.04-282.80	269.56	285.00	273.33
900-999	514	257.78-297.81	285.54	302.00	291.22
800-899	144	228.25-301.47	279.15	319.00	307.13
700-799	164	245.27-325.40	291.45	348.00	327.24
600-699	181	244.32-357.23	303.57	402.50	318.11
500-599	238	235.12-376.59	308.52	407.50	312.52
400-499	120	240.29-375.04	311.30	410.00	310.22
-399	40	250.69-375.25	306.25	700.00	349.05

#### STOCKERS - Large and Medium Frame

HEIFERS	Volume	Price Range	Average	Top	Last Week Avg
+900	327	207.65-252.57	228.91	277.25	239.48
800-899	261	215.06-259.33	236.51	288.50	241.32
700-799	107	202.79-259.35	238.67	288.50	239.51
600-699	147	196.41-281.31	247.77	297.00	265.51
500-599	180	222.81-312.15	269.81	345.00	268.45
400-499	68	230.63-310.29	275.21	364.00	266.84
300-399	33	188.33-242.42	215.42	310.00	240.21
-299	3	276.67	276.67	350.00	319.56

At Kawartha Lakes Community Sale Barn: June 24, 2023- 134 cows, 10 bulls, 52 veal, 3 fed cattle, 23 stockers

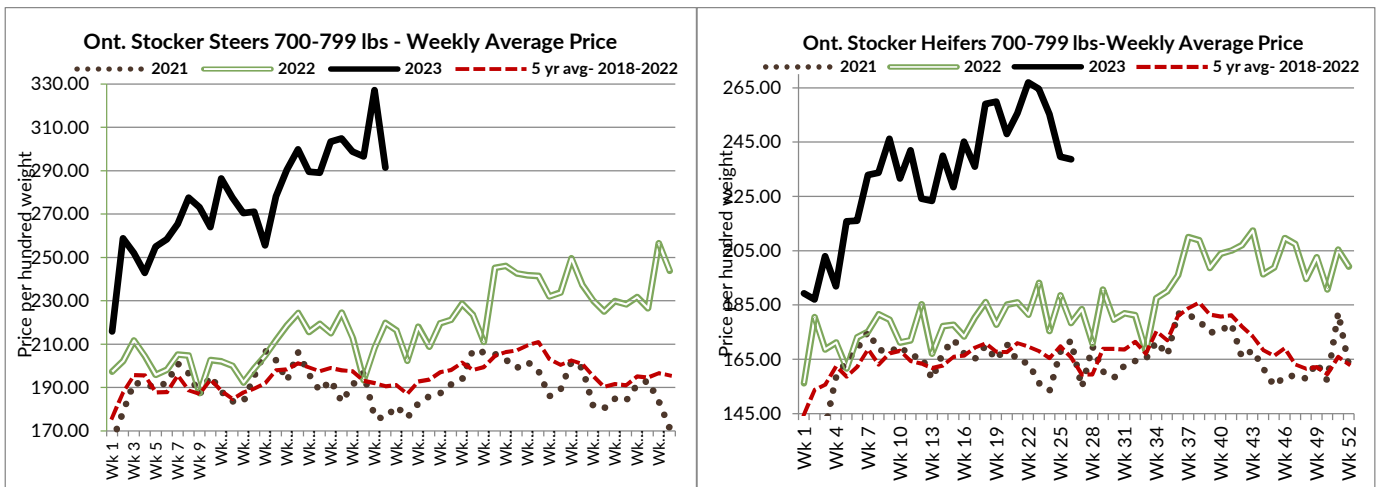
	Price Range	Avg.	Top
Cows - all weights	108.00-169.00	129.47	190.00
Bulls under 1600 lbs	117.50-200.00	139.39	200.00
Bulls - over 1600 lbs	136.00-175.00	155.40	175.00
Veal Calves 600 lbs+	165.00-190.00	173.28	205.00
Veal Calves 125 lbs -	140.00-850.00	414.26	850.00

At Denfield Livestock Exchange Inc.: June 20, 2023: 264 Fed Cattle, 30 Veal, 96 Cows, 7 Bulls, 12 Stockers

	Price Range	Average	Top
Large & Medium Frame Fed Steers +1250 lbs	236.50-250.00	244.06	255.00
Large & Medium Frame Fed Heifers +1000 lbs	239.00-250.00	245.33	254.00
Fed Steers, Dairy & Dairy Cross +1250 lbs	172.00-237.25	213.10	238.50
Cows	95.00-140.00	119.22	190.00
Veal +600 lbs	179.00-195.00	188.38	216.00

At Aylmer Stockyards Inc.: June 28, 2023 - 19 Veal, 188 Cows, 49 Fed cattle, 53 Stockers, 5 Bulls

	Price Range	Average	Top
Fed Heifers, dairy & dairy cross 1000+ lbs	104.00-189.99	159.00	189.99
Cows	81.00-160.00	122.19	179.00
Veal 600+ lbs	141.99-242.49	183.00	242.49



### ONTARIO STOCKER & FEEDER TRADE

Stocker sale at Brussels Livestock: June 23, 2023- 1,210 Stockers

Steers	Price Range	Average	Top	Heifers	Price Range	Average	Top
1000+	255.50-282.00	267.64	282.00	900+	225.50-259.50	238.635	277.25
900-999	262.00-298.50	285.70	298.50	800-899	228.00-266.25	242.67	288.50
800-899	222.00-298.00	270.38	319.00	700-799	208.00-288.50	266.46	288.50
700-799	262.00-324.00	303.00	324.00	600-699	226.00-292.00	271.35	292.00
600-699	282.00-369.00	317.48	369.00	500-599	262.50-300.00	291.15	300.00
500-599	325.00-400.00	371.00	400.00	400-499	283.00-285.00	283.44	285.00
400-499	310.00-360.00	339.44	360.00				
399-	322.50-367.50	352.50	367.50				

Stocker sale at Community Livestock Exchange: June 27, 2023: 440 Stockers

Steers	Price Range	Average	Top	Heifers	Price Range	Average	Top
1000+	210.00-281.99	275.40	281.99	900+	90.00-206.00	147.79	206.00
900-999	250.99-300.70	289.80	300.70	800-899	162.50-247.50	208.70	247.50
800-899	200.00-316.99	294.20	316.99	700-799	200.00-268.99	247.19	268.99
700-799	185.00-327.49	283.40	327.49	600-699	137.50-289.99	233.30	289.99
600-699	242.49-381.00	333.09	381.00	500-599	210.00-329.99	276.10	329.99
500-599	229.99-364.99	305.50	404.00	400-499	272.50-342.49	310.19	342.49
400-499	175.00-385.00	304.19	400.99				

Stocker sale at Renfrew Pontiac Livestock: June 27, 2023: 131 Stockers

Steers	Price Range	Average	Top	Heifers	Price Range	Average	Top
700-799	202.49-297.00	240.60	297.00	700-799	150.00-204.99	164.79	204.99
600-699	235.00-304.00	275.59	304.00	600-699	164.99-295.00	229.89	295.00
500-599	175.00-379.99	275.19	279.99	500-599	169.99-289.99	252.00	289.99
400-499	270.00-395.00	238.50	395.00	400-499	204.99-270.00	243.19	270.00

Stocker sale at Ontario Livestock Exchange: June 28, 2023: 642 Stockers

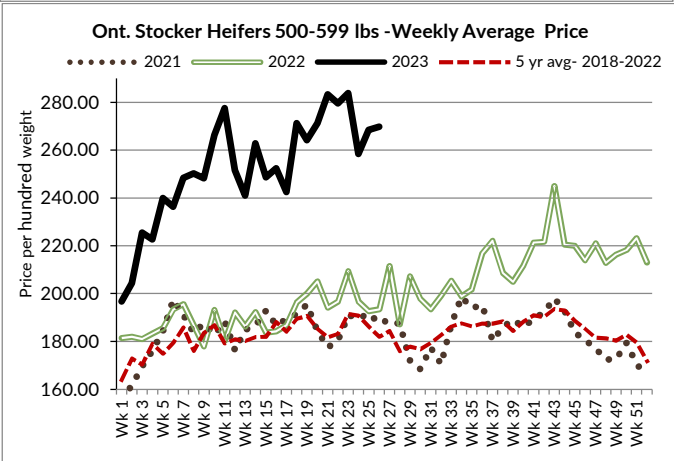
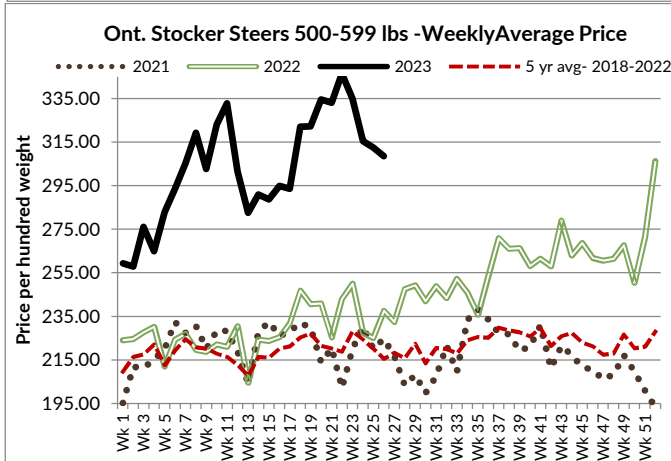
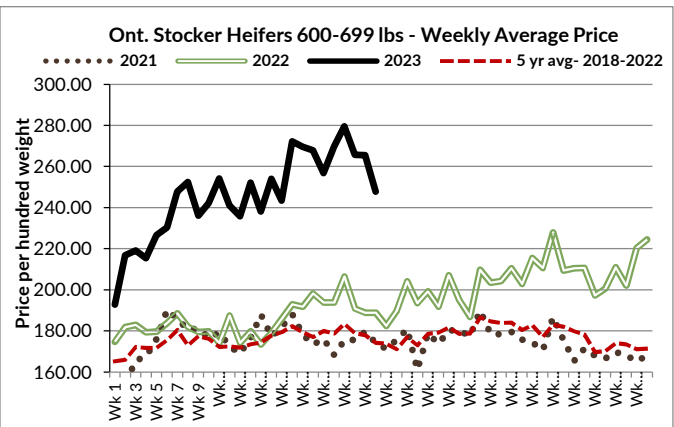
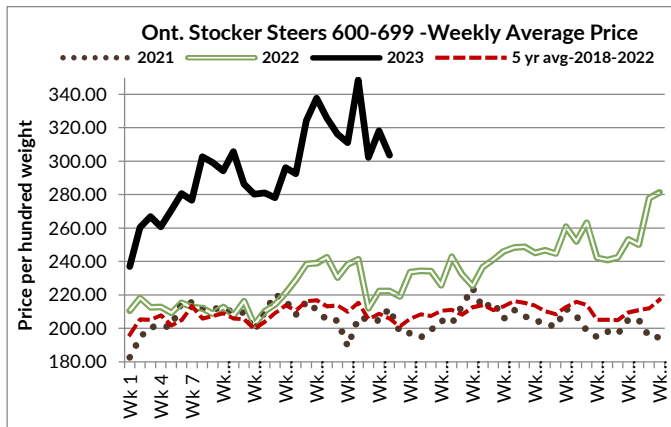
Steers	Price Range	Average	Top	Heifers	Price Range	Average	Top
1000+	259.50-285.00	272.51	285.00	900+	157.50-255.00	225.36	255.00
900-999	274.00-302.00	290.61	302.00	800-899	110.00-256.00	235.13	256.00

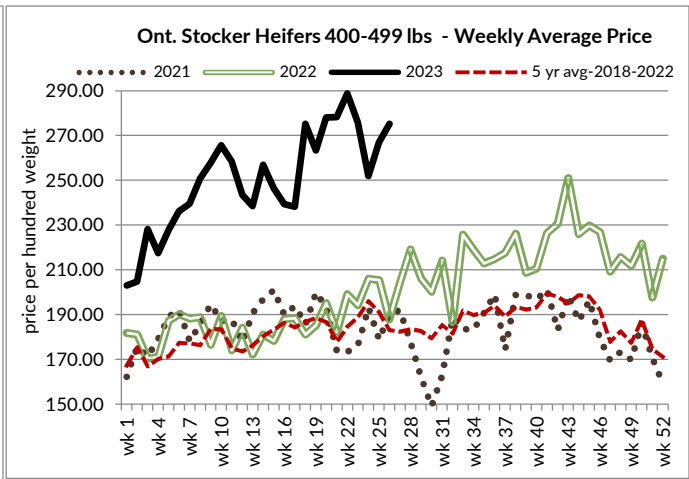
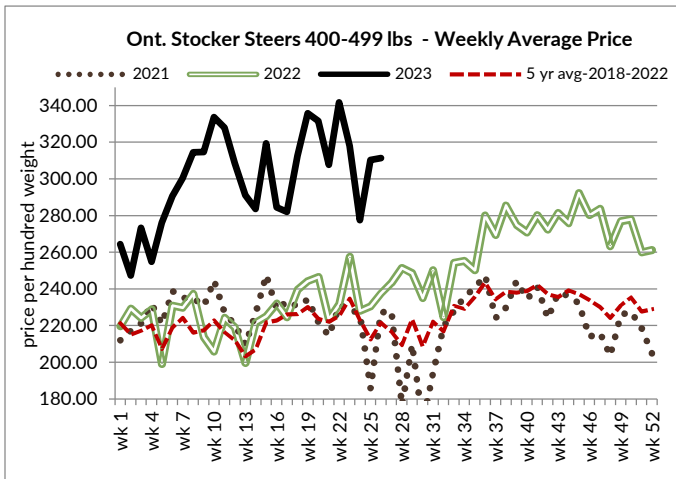
Stocker sale at Ontario Livestock Exchange: June 29, 2023: 355 Stockers

Steers	Price Range	Average	Top	Heifers	Price Range	Average	Top
800-899	265.00-306.00	297.27	306.00	900+	167.50-230.00	204.66	230.00
700-799	200.00-292.50	242.76	320.00	800-899	177.50-235.00	204.62	235.00
600-699	220.00-340.00	283.95	370.00	700-799	225.00-240.00	231.25	240.00
500-599	220.00-370.00	279.20	370.00	600-699	190.00-255.00	227.50	262.50
400-499	230.00-370.00	303.52	370.00	500-599	217.50-330.00	257.73	342.50
399-	280.00-385.00	331.00	385.00	400-499	175.00-240.00	202.14	320.00
				300-399	220.00-310.00	262.86	310.00

Stocker sale at Ontario Stockyards Inc: June 29, 2023: 505 Stockers

Steers	Price Range	Average	Top	Heifers	Price Range	Average	Top
800-899	255.00-313.00	290.61	313.00	800-899	227.50-263.00	258.85	263.00
700-799	286.00-348.00	319.62	348.00	700-799	210.00-255.00	233.87	279.00
600-699	265.00-402.50	323.39	402.50	600-699	228.00-293.00	266.91	297.00
500-599	246.00-407.50	340.24	407.50	500-599	240.00-328.00	289.41	345.00
400-499	245.00-410.00	323.79	410.00	400-499	240.00-364.00	309.95	364.00
399-	265.00-340.00	292.38	395.00	300-399	175.00-222.50	199.69	222.50





### WEEKLY LIVE CATTLE EXPORTS-ONTARIO

	Week ending June 10, 2023	Week ending June 3, 2023	Year to Date
Total live slaughter cattle exported through Ontario ports to the U.S.	2,401	2,213	62,286
Steers & Heifers & Cows	2,246	2,103	60,072
Bulls	155	110	2,214

### CANADIAN- FEDERALLY INSPECTED PROCESSING-Canfax/CBGA (updates not available)

	Week Ending June 17, 2023	# of hd change from week ago	YTD	% Change (Week Ago)	% Change (Year Ago)
Grand Total	57,504	+1,317	1,439,124	+2%	-5%
Western Processing	45,844	+1,283	1,141,134	+3%	-4%
Eastern Processing	11,660	+34	297,990	+0%	-8%

### AVERAGE CARCASS WEIGHTS - CANADA-Canfax/CBGA (updates not available)

	Steers	Heifers
June 17, 2023	870	794
June 10, 2023	871	798
June 18, 2022	880	809

### AVERAGE CARCASS WEIGHTS - ONTARIO-Canfax/CBGA (updates not available)

	Steers	Heifers
June 17, 2023	944	823
June 10, 2023	960	852
June 18, 2022	920	850

### ONTARIO- FEDERALLY INSPECTED PROCESSING-Canfax/CBGA (updates not available)

	Week Ending June 17, 2023	# of hd change from week ago	YTD	% Change (Week Ago)	% Change (Year Ago)
Grand Total	10,057	+81	259,737	+0.8%	-9.9%

### USDA ESTIMATED CATTLE PROCESSING VOLUME

	Week Ending Jul 1, 2023	Previous Week	Year Ago
Grand Total	644,000	649,000	641,000

## QUEBEC ELECTRONIC AUCTION MARKET (F.O.B. THE FEEDLOT)

For the week ending June 29, 2023 Price **393.00-395.50** Change from Last Week **-9.00**

### ALBERTA DIRECT TRADE

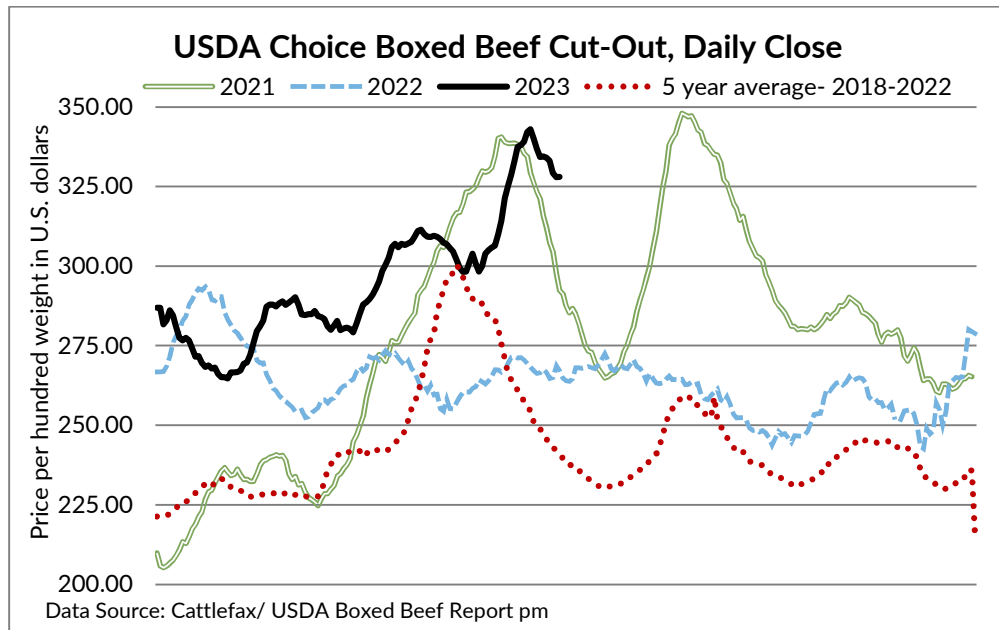
Alberta's direct trade: for the week ending June 29, 2023

Steers	Live FOB	N/T	Rail - FOB	407.50-408.50
Heifers	Live FOB	242.00	Rail - FOB	404.00-408.50

### U.S. TRADE (U.S. funds)

The U.S. cash cattle trade: for the week ending June 29, 2023

Choice and Select Steers and Heifers:	Live	178.00-184.00
	Rail	286.00-290.00



### U.S. BOXED BEEF CUT-OUT VALUES (U.S. funds)

	Choice 600-900	Select 600-900
Current Five Day Average	330.45	298.38

### BEEF EXPORTS - CANADA (AAFC)

	United States Jan 1- Apr 30/2023	Change from last year YTD	Mexico Jan 1- Apr 30/2023	Change from last year YTD
Total	119,970 tonnes	+4% or +5,069 tonnes	11,567 tonnes	+35% or +3,025 tonnes
	Japan Jan 1- Apr 30/2023	Change from last year YTD	South Korea Jan 1- Apr 30/2023	Change from last year YTD
Total	16,064 tonnes	-18% or -3,628 tonnes	6,460 tonnes	-28% or -2,546 tonnes
	Viet Nam Jan 1- Apr 30/2023	Change from last year YTD	<b>Total Beef Exports</b> Jan 1- Apr 30/2023	Change from last year YTD
Total	5,372 tonnes	+5% or +278 tonnes	165,609 tonnes	+1% or +2,233 tonnes

### BEEF PRODUCTION - CANADA (AAFC)

	Jan 1 - June 17, 2023	Last Year Same Time	% Change
Fed	481,175 tonnes	523,372 tonnes	-8%
Non-fed	79,775 tonnes	75,279 tonnes	+6%

## LIVE CATTLE – CANADA (AAFC)

IMPORTS		Import % change from 2022 YTD	EXPORTS		Export % change from 2022 YTD
Jan 1- Apr 30/2023			Jan 1- Jun 10/2023		
Pure bred	3,870	+65%	Slaughter steers & heifers & cows	219,461	-4%
Non-pure bred	94,086	+24%	Feeder cattle & calves	71,161	-43%
			Bulls	12,057	-18%

## BEEF IMPORTS – CANADA (AAFC)

	Jan 1 – June 17, 2023	Last Year Same Time	% Change
United States	48,035 tonnes	48,885 tonnes	-2%
Australia	5,894 tonnes	4,636 tonnes	+27%
Mexico	5,439 tonnes	4,818 tonnes	+13%
Non-CUSMA	17,884 tonnes	18,039 tonnes	-1%
EU-27 (beef/veal total)	3,890 tonnes	8,286 tonnes	-53%
Total	76,947 tonnes	81,104 tonnes	-5%

## CHICAGO MERCANTILE EXCHANGE

Closing quotes on futures **today** were as follows:

Live Cattle			Feeder Cattle			Corn		
Aug	177.17	+2.67	Aug	247.57	+5.20	Jul	5.544	-26.4
Oct	179.55	+1.87	Sep	250.82	+5.02	Sep	4.884	-35.0
Dec	183.52	+1.85	Oct	252.52	+4.70	Dec	4.946	-33.6
Feb	186.95	+1.80	Nov	252.65	+4.30	Mar	5.064	-32.2
Apr	188.37	+1.55	Jan	250.75	+3.47	May	5.134	-30.2
Jun	182.02	+0.77	Mar	250.75	+3.15	Jul	5.162	-28.2
Soybeans			Soft Red Winter Wheat			Canadian \$		
Jul	15.572	+74.2	Jul	6.362	-16.6	Spot	75.53	+0.04
Aug	14.420	+74.2	Sep	6.510	-16.4	Sep	75.63	+0.04
Sep	13.554	+75.6	Dec	6.692	-15.2	Dec	75.73	+0.04
Nov	13.432	+77.4	Mar	6.852	-13.6	Mar	75.84	+0.04
Jan	13.466	+72.4	May	6.836	-12.4	Jun	75.90	+0.05
Mar	13.260	+56.0	Jul	6.976	-10.6	Sep	75.92	+0.08

Beef Farmers of Ontario | Phone: 519.824.0334 | Fax: 519.824.9101 | Email: [markets@ontariobeef.com](mailto:markets@ontariobeef.com)

### Comments for the week ending June 29, 2023

459 fed steers and heifers sold through auction markets this week, up 38 from last week and 117 more than the same week last year. Fed steers ranged from \$216.36-\$247.17 live, averaging \$237.50 down \$4.68 from the previous week but \$50.73 stronger than year ago prices. Fed heifers sold from \$219.64-\$246.30 averaging \$236.41 down \$4.25 cwt from last week but \$50.82 above last year at this time. Auction markets reported trade as fully steady to slightly easier, down \$2.00-\$3.00 cwt.

The Ontario railgrade market this week saw steers selling at \$405.00 cwt dressed with heifers at \$404.00 down \$5.00 cwt from last week on average with delivery scheduled for the week of July 10<sup>th</sup>. A handful of trade was reported to the US at prices comparable to local deals. By Wednesday afternoon bids had dropped another \$5.00 cwt to \$400.00 dressed for steers and \$399.00 for heifers with delivery the week of July 17<sup>th</sup> but no actual sales were reported at that price.

The Boxed Beef Report by Kevin Grier notes the overview for last week's beef trade: "The surge in pricing of the late spring and the first week of summer was caused by a combination of supply and demand. On the supply side, the realities of the declining herd size and resulting reduced cattle on feed has kept cattle and beef supplies sharply lower than last year. Packers have had to reduce kills and operating hours due to reduced availability. They have thus dug in their heels on asking prices. The reduced availability meant

they did not need to bend on asking prices. Concurrently, excellent beef demand, in the U.S. meant that buyers had little choice but to go with packer asking prices. They needed product that was in short supply. The question for buyers is what is next? Peak demand time of year is now past. The buying for the big beef holidays is done. Retail prices remain very high and features are going to remain reduced and at high levels. Demand is a remarkable factor in this market, but prices should be headed lower through the summer.”

2,010 fed/cull cows sold through auction markets this week down 85 head from the week before and 60 fewer than this time last year. Cows ranged from \$97.20-\$149.81 with a weekly weighted average price of \$121.65 cwt, down \$5.44 from last week but \$11.45 higher than year ago prices. Auction markets reported prices as steady to higher to start on a strong demand. As the week progressed, trade was reported as strong with prices steady to easier. This week saw 476 head of beef cows trade at auctions down 150 head from the previous week averaging \$134.95 cwt down \$12.53 from last week’s weighted average beef cow price.

Slightly lighter volumes of stocker and feeder cattle met a mixed demand this week with 3,402 head sold down 314 from the previous week but 949 more than the same week last year. Action markets reported trade as steady on the choice cattle and barely steady on all other classes. By mid-week heavier cattle were noted as trading fully steady. The market ended the week steady to stronger on good demand. Actual average prices this week saw steers 400-500 lbs up \$1.08 from the week before on average, 500-600 lbs steers were down \$4.00 cwt, 600-700 lbs down \$14.54, 700-800 lbs down \$35.79, 800-900 lbs down \$27.98, 900-1000 lbs down \$5.68 and steers 1000 lbs plus averaged \$3.77 cwt easier than last week’s weighted average prices. Heifers from 300-400 lbs were down \$24.79 on light receipts from the week before, 400-500 lbs up \$8.37, 500-600 lbs up \$1.36, 600-700 lbs down \$17.74, 700-800 lbs down \$0.84, 800-900 lb heifers down \$4.81 and heifers 900 lbs plus averaged \$10.57 cwt lower than last week on average.

The Quebec electronic market this week ranged from \$393.00-\$395.50 cwt dressed on a picked-up basis, down \$9.00 cwt from last week on average.

Alberta direct trade was slightly easier this week with prices reported by Canfax ranging from \$407.00-\$410.00 cwt delivered on a dressed basis, down \$5.00-\$6.00 from last week on average. Canfax notes that trade was limited in volume with prices declining from Wednesday into Thursday.

The U.S. cash cattle trade the week ending June 23<sup>rd</sup> was light to moderate in the south from \$178.00-\$182.00 live, with most trade reported at \$180.00 cwt live down \$2.00 from the previous week’s southern trade on average. The north saw live trade from \$183.00-\$187.50 down \$2.00-\$4.00 cwt and \$280.00-\$292.00 dressed, mainly \$290.00 down around \$6.00 cwt. Overall average prices for the week released by the USDA Mandatory Price Report saw live steers average \$182.57 down \$2.35 cwt while live heifers averaged \$182.10 down \$1.97. On the rail steers averaged \$289.81 down \$6.26 cwt with heifers averaging \$288.55 down \$6.71 from the previous week.

The U.S. cash cattle trade this week was very light, especially in the north. Business in the south was \$1.00-\$2.00 cwt lower from \$178.00-\$179.00 live. In the north limited trade ranged from \$182.00-\$184.00 live, mostly \$182.00 which is \$1.00-\$2.00 lower than last week, with dressed trade from \$286.00-\$290.00, mainly \$290.00 which is steady but volumes were extremely light. At time of reporting Today the market is seeing a light trade in Texas at \$179.00 live, steady to early week trade and \$1.00 below last week. Business in the north is light at \$182.00-\$184.00 live, \$1.00 easier to \$1.00 stronger, with dressed deals from \$288.00-\$290.00 which is steady to \$2.00 cwt lower. Asking prices are holding at \$182.00 plus live in the south and \$290.00 plus dressed in the north.