



WEEKLY MARKET INFORMATION REPORT – FOR THE WEEK ENDING THURSDAY JULY 6, 2023

The following information is collected from various sources and disseminated by Beef Farmers of Ontario.

ONTARIO DIRECT TO PACKER RAILGRADE CATTLE TRADE

Prices are on a carcass weight basis before grade and weight discounts:

A Grade Steers	400.00
A Grade Heifers	399.00-400.00 (most 399.00)

ONTARIO LIVE CATTLE TRADE

Ontario auction sales this week saw weighted average price ranges for:

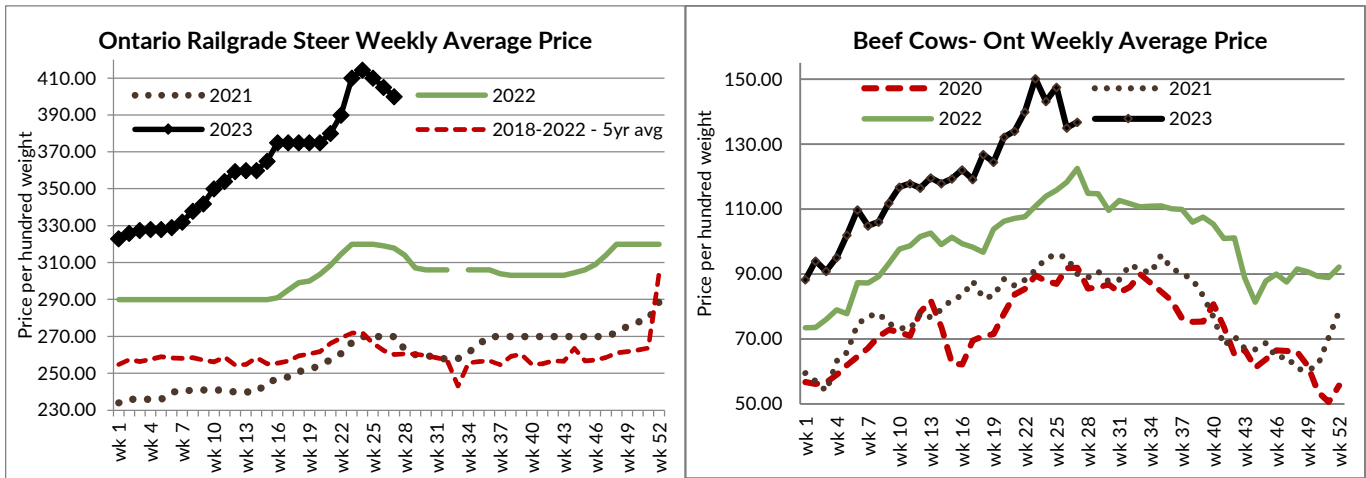
FED CATTLE	Volume	Price Range	Average	Top	Last Week Avg
Large Frame Steers +1250	54	224.78-243.54	234.84	254.00	237.87
Medium Frame Steers +1250	43	206.81-230.00	220.48	250.00	234.76
Large & Medium Frame Steers +1250	97	212.45-240.33	230.26	254.00	237.50
Large Frame Heifers +1000	46	208.44-235.50	225.07	250.00	237.71
Medium Frame Heifers +1000	124	230.33-241.36	235.97	257.00	234.67
Large & Medium Frame Heifers +1000	170	224.93-241.95	233.89	257.00	236.41
Fed steers, Dairy & Dairy Cross +1250	42	181.06-204.23	192.69	244.50	190.63
Fed heifers, Dairy & Dairy Cross +1000	113	134.73-187.66	162.50	234.00	156.47
Cows - All Weights	1,943	101.93-148.36	122.15	199.00	121.65
Bulls - All Weights	102	135.96-168.87	152.46	277.49	155.67

STOCKERS - Large and Medium Frame

STEERS	Volume	Price Range	Average	Top	Last Week Avg
1000+	585	263.13-295.18	276.30	308.50	269.56
900-999	264	269.25-294.46	283.70	325.50	285.54
800-899	331	293.28-320.47	308.31	330.00	279.15
700-799	218	300.27-356.92	331.07	385.00	291.45
600-699	147	259.48-350.71	310.53	401.00	303.57
500-599	139	271.67-360.98	328.95	407.50	308.52
400-499	76	271.40-362.31	329.49	445.00	311.30
-399	32	223.28-446.95	334.09	790.00	306.25

STOCKERS - Large and Medium Frame

HEIFERS	Volume	Price Range	Average	Top	Last Week Avg
+900	309	229.41-263.14	244.78	290.00	228.91
800-899	130	218.28-275.73	251.90	292.50	236.51
700-799	114	206.05-261.99	241.12	306.00	238.67
600-699	124	240.98-288.83	265.94	342.50	247.77
500-599	101	227.97-302.75	273.03	345.00	269.81
400-499	58	237.05-290.28	260.77	345.00	275.21
300-399	18	197.92-287.22	258.47	355.00	215.42
-299	14	180.36-321.43	251.76	400.00	276.67



At Kawartha Lakes Community Sale Barn: **July 1, 2023-118 cows, 6 bulls, 33 veal, 8 fed cattle, 31 stockers**

	Price Range	Avg.	Top
Cows	105.00-159.50	121.99	177.00
Bulls over 1600 lbs	153.00-183.00	166.97	183.00
Veal Calves 125 lbs -	350.00-530.43	430.50	650.00

At Denfield Livestock Exchange Inc.: **July 4, 2023: 160 Fed Cattle, 9 Veal, 73 Cows, 4 Bulls, 3 Stockers**

	Price Range	Average	Top
Large & Medium Frame Fed Steers +1250 lbs	237.00-248.00	241.89	250.00
Large & Medium Frame Fed Heifers +1000 lbs	238.00-247.00	242.89	257.00
Fed Steers, Dairy & Dairy Cross +1250 lbs	232.00-241.00	237.58	244.50
Cows	95.00-144.00	120.56	155.00
Veal +600 lbs	165.00-177.00	172.50	188.00

At Aylmer Stockyards Inc.: **July 5, 2023 - 32 Veal, 113 Cows, 51 Fed cattle, 12 Stockers, 4 Bulls**

	Price Range	Average	Top
Fed Heifers, Large & Medium Frame 1000 lb +	168.99-233.99	206.70	233.99
Fed Heifers, dairy & dairy cross 1000+ lbs	133.00-195.50	174.10	195.50
Cows	81.00-167.99	122.30	185.00
Veal 600+ lbs	151.00-222.50	186.49	222.50

ONTARIO STOCKER & FEEDER TRADE

Stocker sale at Brussels Livestock: **June 30, 2023- 925 Stockers**

Steers	Price Range	Average	Top	Heifers	Price Range	Average	Top
1000+	252.50-282.50	268.32	282.50	900+	246.00-274.50	256.45	275.00
900-999	265.00-283.75	271.89	284.00	800-899	216.00-282.25	255.36	282.50
800-899	235.00-294.00	254.93	317.00	700-799	222.00-296.00	270.89	306.00
700-799	257.00-347.50	308.13	347.50	600-699	240.00-340.00	295.25	342.50
600-699	292.50-401.00	350.86	401.00	500-599	260.00-345.00	321.50	345.00
500-599	260.00-370.00	318.33	407.50	400-499	247.50-325.00	281.36	325.00
400-499	289.00-375.00	332.25	380.00	300-399	227.50-355.00	303.75	355.00
399-	215.00-377.50	307.86	377.50				

Stocker sale at Community Livestock Exchange: **July 4, 2023: 69 Stockers**

Steers	Price Range	Average	Top	Heifers	Price Range	Average	Top
600-699	142.50-304.99	234.90	304.99				
500-599	200.00-360.00	312.80	360.00				
400-499	350.00-372.50	357.60	372.50				

Stocker sale at **Keady Livestock Market: July 4, 2023: 620 Stockers**

Steers	Price Range	Average	Top	Heifers	Price Range	Average	Top
1000+	288.00-298.00	293.14	298.00	700-799	225.00-265.00	254.50	290.00
900-999	290.00-308.50	303.14	308.50	600-699	275.00-298.00	293.24	298.00
800-899	314.50-330.00	323.84	330.00	500-599	230.00-322.50	275.87	337.00
700-799	330.00-385.00	360.12	385.00	400-499	330.00-345.00	339.38	345.00
600-699	290.00-370.00	356.67	370.00				
500-599	285.00-380.00	366.73	380.00				
400-499	250.00-415.00	382.14	445.00				

Stocker sale at **Renfrew Pontiac Livestock: July 4, 2023: 55 Stockers**

Steers	Price Range	Average	Top	Heifers	Price Range	Average	Top
600-699	217.49-277.00	250.49	277.00	900+	127.00-186.00	169.19	186.00
500-599	200.00-257.50	221.49	257.50	700-799	150.00-229.99	214.80	229.99
				600-699	207.50-245.00	228.50	245.00
				500-599	204.99-275.00	250.40	275.00

Stocker sale at **Ontario Livestock Exchange: July 5, 2023: 409 Stockers**

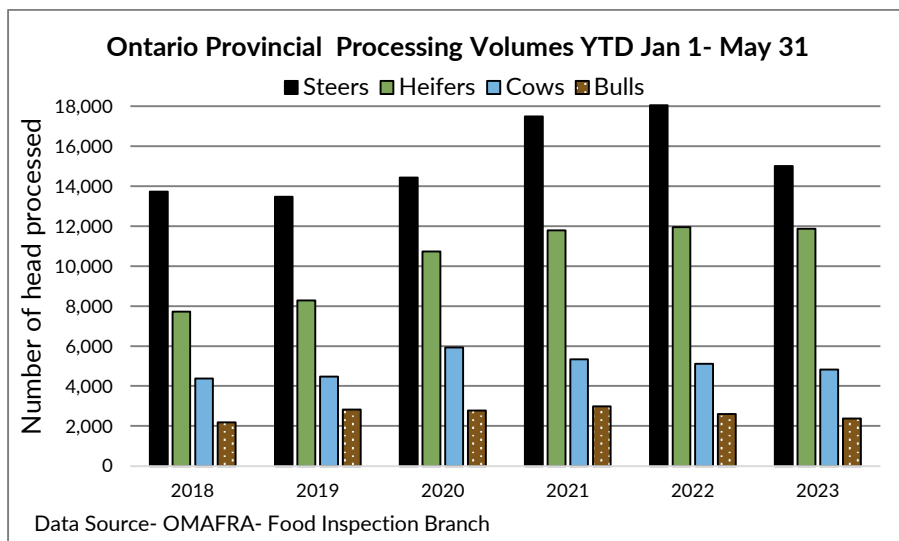
Steers	Price Range	Average	Top	Heifers	Price Range	Average	Top
1000+	272.00-308.50	283.86	308.50	800-899	279.00-289.00	284.71	289.00
900-999	277.50-298.00	289.16	298.00				
800-899	280.00-294.00	290.00	294.00				
700-799	255.00-300.00	282.00	300.00				

Stocker sale at **Ontario Livestock Exchange: July 6, 2023: 247 Stockers**

Steers	Price Range	Average	Top	Heifers	Price Range	Average	Top
700-799	220.00-295.00	246.54	330.00	700-799	170.00-255.00	211.88	290.00
600-699	277.50-367.50	312.12	367.50	600-699	200.00-290.00	239.11	300.00
500-599	240.00-370.00	319.50	370.00	500-599	200.00-275.00	239.75	300.00
400-499	255.00-320.00	296.88	320.00	400-499	200.00-275.00	226.54	295.00
399-	210.00-280.00	240.00	390.00	300-399			

Stocker sale at **Ontario Stockyards Inc: July 6, 2023: 234 Stockers**

Steers	Price Range	Average	Top	Heifers	Price Range	Average	Top
1000+	139.00-235.00	186.28	259.00	900+	188.00-264.00	239.82	264.00
900-999	252.00-325.50	305.61	325.50	800-899	160.00-251.00	221.75	251.00
800-899	261.00-322.00	304.88	322.00	700-799	237.50-256.00	249.43	276.00
700-799	285.00-332.50	317.86	332.50	600-699	267.50-286.00	275.47	302.50
600-699	285.00-345.00	315.36	345.00	500-599	250.00-308.00	276.05	331.00
500-599	325.00-382.50	356.18	382.50	400-499	230.00-270.00	257.00	270.00
400-499	325.00-420.00	370.36	420.00	300-399	177.50-280.00	259.50	280.00



ONTARIO - PROVINCIAL PROCESSING- OMAFRA

	May 2023	May 2022	2023 YTD Total	2022 YTD Total	% change from 2022
Steers	3,210	3,374	15,011	18,044	-16.8%
Heifers	2,699	2,385	11,862	11,941	-0.7%
Cows	945	886	4,820	5,118	-5.8%
Bulls	570	590	2,382	2,594	-8%

WEEKLY LIVE CATTLE EXPORTS-ONTARIO

	Week ending June 17, 2023	Week ending June 10, 2023	Year to Date
Total live slaughter cattle exported through Ontario ports to the U.S.	1,947	2,401	64,233
Steers & Heifers & Cows	1,801	2,246	61,873
Bulls	146	155	2,360

CANADIAN- FEDERALLY INSPECTED PROCESSING-Canfax/CBGA

	Week Ending June 24, 2023	# of hd change from week ago	YTD	% Change (Week Ago)	% Change (Year Ago)
Grand Total	57,961	+457	1,497,085	+1%	-6%
Western Processing	46,121	+277	1,187,255	+1%	-5%
Eastern Processing	11,840	+180	309,830	+2%	-7%

AVERAGE CARCASS WEIGHTS – CANADA-Canfax/CBGA

	Steers	Heifers
June 24, 2023	875	796
June 17, 2023	870	794
June 25, 2022	873	795

AVERAGE CARCASS WEIGHTS – ONTARIO-Canfax/CBGA

	Steers	Heifers
June 24, 2023	953	856
June 17, 2023	944	823
June 25, 2022	914	826

ONTARIO- FEDERALLY INSPECTED PROCESSING-Canfax/CBGAs

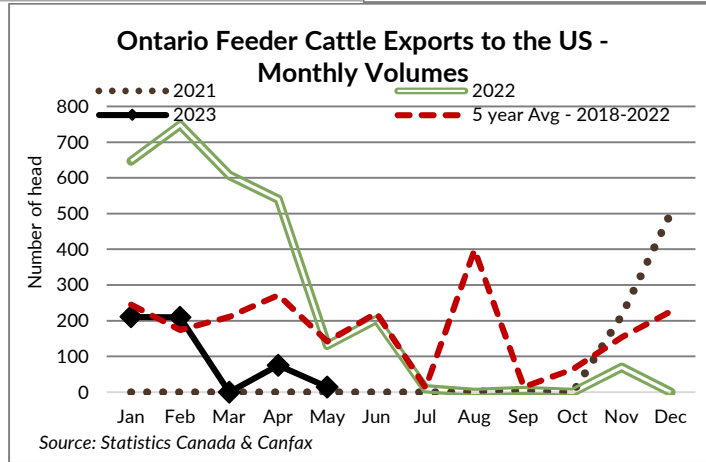
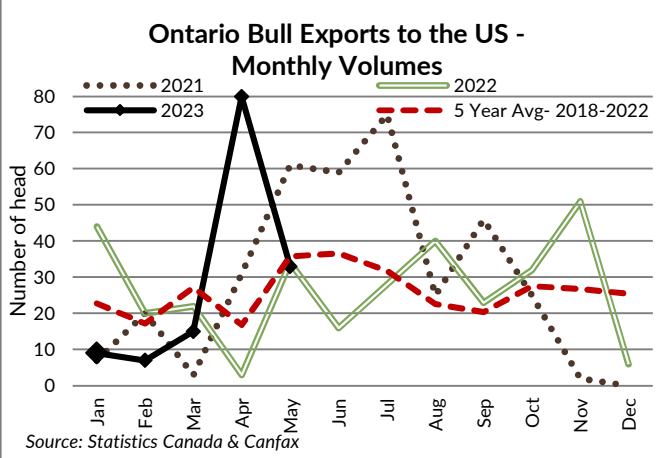
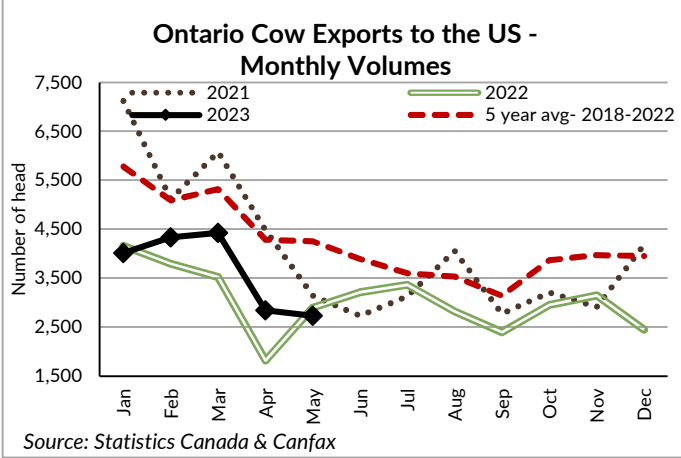
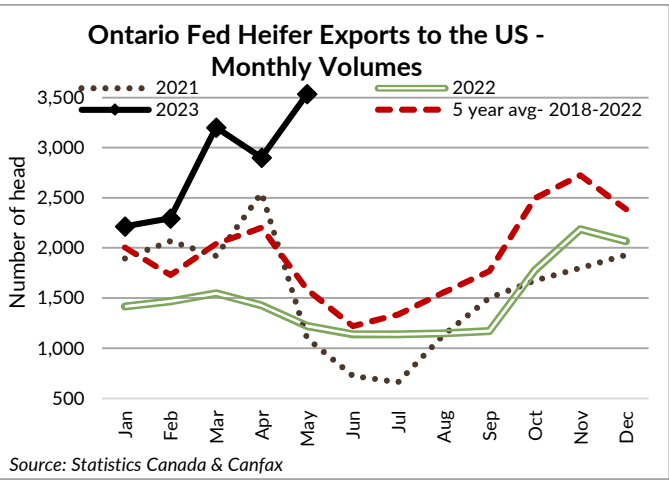
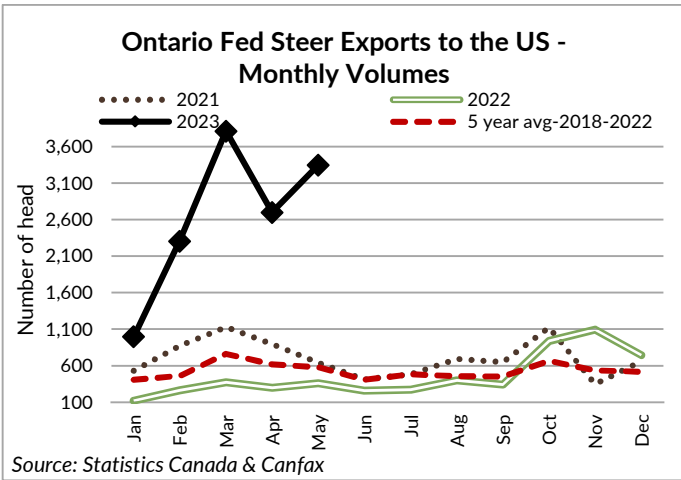
	Week Ending June 24, 2023	# of hd change from week ago	YTD	% Change (Week Ago)	% Change (Year Ago)
Grand Total	10,389	+332	270,126	+3.3%	-9.6%

USDA ESTIMATED CATTLE PROCESSING VOLUME

	Week Ending Jul 8, 2023	Previous Week	Year Ago
Grand Total	539,000	644,000	588,000

MONTHLY LIVE CATTLE EXPORTS TO THE U.S. FROM ONTARIO (Canfax/Stats Canada)

	May 2023	YTD 2023	Jan 1-May 2022	% change from 2022
Steers	3,348	13,171	1,426	+824%
Heifers	3,536	14,146	7,087	+100%
Cows	2,733	18,349	16,199	+13%
Bulls	33	144	123	+17%
Feeders	14	510	2,676	-81%
Total	9,664	46,320	27,511	+68%



QUEBEC ELECTRONIC AUCTION MARKET (F.O.B. THE FEEDLOT)

For the week ending July 6, 2023 Price **393.00-394.25** Change from Last Week **-2.00**

ALBERTA DIRECT TRADE

Alberta's direct trade: for the week ending July 6, 2023

Steers	Live FOB	240.25-243.00	Rail - FOB	404.50
Heifers	Live FOB	N/T	Rail - FOB	N/T

U.S. TRADE (U.S. funds)

The U.S. cash cattle trade: for the week ending July 6, 2023

Choice and Select Steers and Heifers:	Live	176.00-185.00
	Rail	287.00-292.00

U.S. BOXED BEEF CUT-OUT VALUES (U.S. funds)

	Choice 600-900	Select 600-900
Current Five Day Average	324.68	292.65

BEEF EXPORTS – CANADA (AAFC)

	United States Jan 1- Apr 30/2023	Change from last year YTD	Mexico Jan 1- Apr 30/2023	Change from last year YTD
Total	119,970 tonnes	+4% or +5,069 tonnes	11,567 tonnes	+35% or +3,025 tonnes
	Japan Jan 1- Apr 30/2023	Change from last year YTD	South Korea Jan 1- Apr 30/2023	Change from last year YTD
Total	16,064 tonnes	-18% or -3,628 tonnes	6,460 tonnes	-28% or -2,546 tonnes
	Viet Nam Jan 1- Apr 30/2023	Change from last year YTD	Total Beef Exports Jan 1- Apr 30/2023	Change from last year YTD
Total	5,372 tonnes	+5% or +278 tonnes	165,609 tonnes	+1% or +2,233 tonnes

BEEF PRODUCTION – CANADA (AAFC)

	Jan 1 – June 24, 2023	Last Year Same Time	% Change
Fed	499,572 tonnes	546,619 tonnes	-9%
Non-fed	83,182 tonnes	78,569 tonnes	+6%

LIVE CATTLE – CANADA (AAFC)

IMPORTS	Import % change from 2022 YTD	EXPORTS	Export % change from 2022 YTD
Jan 1- Apr 30/2023		Jan 1- Jun 17/2023	
Pure bred	3,870 +65%	Slaughter steers & heifers & cows	226,341 -5%
Non-pure bred	94,086 +24%	Feeder cattle & calves	73,399 -43%
		Bulls	13,001 -15%

BEEF IMPORTS – CANADA (AAFC)

	Jan 1 – June 24, 2023	Last Year Same Time	% Change
United States	50,409 tonnes	51,164 tonnes	-1%
Australia	6,091 tonnes	4,636 tonnes	+31%
Mexico	5,526 tonnes	4,908 tonnes	+13%
Non-CUSMA	18,347 tonnes	18,549 tonnes	-1%
EU-27 (beef/veal total)	4,034 tonnes	8,525 tonnes	-53%
Total	80,154 tonnes	84,276 tonnes	-5%

CHICAGO MERCANTILE EXCHANGE

Closing quotes on futures **today** were as follows:

Live Cattle			Feeder Cattle			Corn		
Aug	177.00	+2.42	Aug	245.42	+3.15	Jul	5.604	-6.2
Oct	179.37	+1.95	Sep	248.60	+3.27	Sep	4.872	-11.6
Dec	183.17	+1.55	Oct	250.22	+3.10	Dec	4.944	-12.0
Feb	186.75	+1.32	Nov	250.60	+2.80	Mar	5.060	-12.2
Apr	188.65	+0.85	Jan	248.75	+2.40	May	5.132	-12.0
Jun	181.45	+0.52	Mar	149.32	+2.15	Jul	5.166	-11.2
Soybeans			Soft Red Winter Wheat			Canadian \$		
Jul	14.854	-40.2	Jul	6.394	-7.4	Spot	75.34	+0.47
Aug	14.276	-20.4	Sep	6.494	-8.4	Sep	75.42	+0.47
Sep	13.386	-19.4	Dec	6.664	-10.0	Dec	75.52	+0.47
Nov	13.176	-21.6	Mar	6.820	-11.0	Mar	75.63	+0.47
Jan	13.250	-21.6	May	6.902	-11.2	Jun	75.68	+0.47
Mar	13.170	-20.0	Jul	6.934	-11.2	Sep	75.66	+0.43

Comments for the week ending July 6, 2023

Lighter receipts were noted this week due to the holiday weekend and the extreme heat. 267 fed steers and heifers sold through auction markets down 192 head from the week before and 41 fewer than the same week last year. Fed steers saw a wide trading range this week from \$212.46-\$240.33 with a weekly weighted average price of \$230.26 down \$7.24 cwt from the previous week but \$43.49 above year ago prices. Fed heifers sold from \$224.93-\$241.95 averaging \$233.89 down \$2.52 from the previous week but \$52.62 higher than last year at this time. Auction markets reported lighter runs with prices steady to \$2.00-\$3.00 cwt lower. The market ended the week at barely steady prices. Fewer choice cattle were noted this week affecting the pricing ranges and averages.

The Ontario railgrade market this week was \$5.00 cwt easier on average. Steers sold at \$400.00 cwt dressed while heifers sold from \$399.00-\$400.00, majority at \$399.00 cwt. Cattle that sold this week were scheduled for delivery the weeks of July 17th early week to July 24th by mid-week's trade with a couple of deals Thursday for the week of July 31st. Friday there was no trade or bids reported. This week's average prices are \$82.25 cwt stronger than this time last year. Volumes of fed cattle trading south of the border are reported as lighter.

1,943 fed/cull cows sold through auction markets this week down 67 from the week before and 248 fewer than this time last year. Cows ranged from \$101.93-\$148.36 averaging \$122.15 cwt up \$0.50 from last week and \$12.78 stronger than year ago prices. Auction markets reported trade as mainly steady with one market noting prices stronger than two weeks ago and another seeing prices slightly easier with quality a consideration. Out of the 1,943 sold this week, 526 were beef breeds which is up 50 head from the week before with a weekly weighted average price of \$136.79 cwt up \$1.84 from last week's weighted average beef cow price.

Live cattle exports for processing to the U.S. from Ontario are up considerably from last year. Year-to-date steer volumes exported are at 13,171 head, up 824% over last year as of May 31st. Heifer volumes are up 100% year over year at 14,146 head and cull cows are up 13% from the same time in 2022 at 18,349 head. Year to date exports, including feeder cattle total 46,320 head as of May 31, 2023, up 68% over May 31, 2022 overall. Feeder cattle export volumes however are down year over year with just 510 head exported to the U.S. as of May 31, 2023 down 81% from 2022 volumes.

Lighter volumes of stocker and feeder cattle sold through auction markets this week at 2,660 head down 742 head from the previous week but 301 more than the same time last year. Auction markets reported trade as steady to fully steady on all weights and classes, with good buyer demand. By mid-week trade on the heavier cattle was reported as active with stronger prices. The market ended the week with prices continuing strong with top quality stronger and second cut cattle fully steady on all classes. Actual average prices this week saw steers 400-500 lbs up \$18.19 cwt from the week before on average, 500-600 lb steers were up \$20.43, 600-700 lbs up \$6.96, 700-800 lbs up \$39.62, 800-900 lbs up \$29.16, 900-1000 lbs down \$1.84 and steers 1,000 lbs and over averaged \$6.74 cwt stronger than last week on average. Heifers from 300-400 lbs were up \$43.05 cwt, 400-500 lbs down \$14.44, 500-600 lbs up \$3.22, 600-700 lbs up \$18.17, 700-800 lbs up \$2.45, 800-900 lbs up \$15.39 and heifers 900 lbs plus averaged \$15.87 cwt higher than last week's weighted average prices.

The Quebec electronic market this week ranged from \$393.00-\$394.25 cwt dressed on a picked-up basis, down \$2.00 cwt from last week on average.

Alberta direct trade this week was light with sales reported at \$406.00 cwt delivered on a dressed basis down \$1.00-\$4.00 cwt from the previous week's trade. Canfax reports: "Cattle that traded were being scheduled for early August delivery. Competition on this week's cash market was limited with one packer buying most of the cattle. A few Saskatchewan cattle traded this week. Cattle from Saskatchewan are coming west into Alberta for processing."

The U.S. cash cattle trade the week ending June 30th was light in volume. In the south trade ranged from \$178.00-\$184.00 live, mainly \$178.00-\$179.00 down \$1.00-\$2.00 from the previous week. In the north dressed deals ranged from \$280.00-\$290.00 cwt, mainly \$288.00-\$290.00 which is steady to \$2.00 lower while live sales ranged from \$182.00-\$184.00 which is \$1.00 easier to \$1.00 higher than the week before. Prices overall for the week, reported by the USDA Mandatory Price Report, saw live steers averaging \$181.33 cwt down \$1.24 from the previous week while heifers averaged \$180.65 down \$1.45. On the rail steers averaged \$289.37 dressed, down \$0.47 while heifers averaged \$289.76 up \$1.21 cwt from the previous week's weighted average prices.

The U.S. cash cattle trade this week remained at a standstill until Thursday morning. With the Independence Day holiday on Tuesday very little happened the beginning of the week. One lot sold online Wednesday at \$180.00 live on the grid, but other than that there was no trade to report. Thursday saw a light to moderate trade develop in the south from \$176.00-\$179.00 live, majority at \$178.00 which is steady to \$1.00 lower. A light trade in the north surfaced from \$179.00-\$185.00 live, mainly \$182.00 which is steady while a few deals were noted at \$290.00 dressed which is fully steady to last week. Today a light trade has surfaced in the north at \$290.00-\$292.00 cwt dressed, mostly \$290.00 which is steady to a touch higher. Live sales in the north are noted from \$183.00-\$184.00 live which is steady to \$2.00 cwt higher than last week with a few noted at \$185.00. The south is quiet however some clean up trade is still possible.