



WEEKLY MARKET INFORMATION REPORT – FOR THE WEEK ENDING THURSDAY JULY 27, 2023

The following information is collected from various sources and disseminated by Beef Farmers of Ontario.

ONTARIO DIRECT TO PACKER RAILGRADE CATTLE TRADE

Prices are on a carcass weight basis before grade and weight discounts:

A Grade Steers	389.00-392.00 (mainly 392.00)
A Grade Heifers	388.00-391.00 (mainly 391.00)

ONTARIO LIVE CATTLE TRADE

Ontario auction sales this week saw weighted average price ranges for:

FED CATTLE	Volume	Price Range	Average	Top	Last Week Avg
Large Frame Steers +1250	43	226.58-243.99	236.24	253.50	239.97
Medium Frame Steers +1250	54	219.81-241.24	231.55	254.00	227.11
Large & Medium Frame Steers +1250	97	221.95-242.25	234.11	254.00	232.98
Large Frame Heifers +1000	40	224.08-236.10	231.49	245.00	233.82
Medium Frame Heifers +1000	77	225.97-240.84	232.86	255.00	231.44
Large & Medium Frame Heifers +1000	117	223.60-238.91	232.48	255.00	232.50
Fed steers, Dairy & Dairy Cross +1250	75	185.66-203.15	195.66	235.00	187.37
Fed heifers, Dairy & Dairy Cross +1000	122	145.76-201.48	181.90	239.75	163.39
Cows - All Weights	1,985	103.32-151.60	124.03	218.00	122.90
Bulls - All Weights	80	147.75-177.00	163.67	267.60	158.08

STOCKERS - Large and Medium Frame

STEERS	Volume	Price Range	Average	Top	Last Week Avg
1000+	696	262.52-297.67	279.92	306.00	285.55
900-999	222	273.18-314.07	296.18	324.00	302.95
800-899	89	263.54-319.30	302.16	347.00	307.17
700-799	77	270.33-338.41	303.53	383.00	305.62
600-699	60	283.69-332.21	307.08	380.00	316.25
500-599	58	273.97-341.72	316.32	375.00	317.47
400-499	42	269.06-367.27	314.93	420.00	306.90
-399	28	333.71-405.77	369.52	580.00	229.65

STOCKERS - Large and Medium Frame

HEIFERS	Volume	Price Range	Average	Top	Last Week Avg
+900	172	233.69-264.28	248.10	287.50	255.51
800-899	57	230.67-265.51	252.04	275.00	281.53
700-799	85	226.44-270.61	253.28	335.00	283.21
600-699	95	225.75-305.67	270.41	360.00	280.34
500-599	85	240.22-312.40	281.21	372.00	262.62
400-499	40	232.20-302.80	261.66	352.50	224.52
300-399	19	279.87-296.39	289.71	320.00	256.14
-299	5	262.00-310.00	286.00	420.00	285.00

At Kawartha Lakes Community Sale Barn: July 21, 2023– 120 cows, 9 bulls, 39 veal, 7 stockers

	Price Range	Avg.	Top
Cows	109.00-178.00	133.31	190.00
Bulls – over 1600 lbs	169.00-176.00	173.11	176.00
Veal Calves 600 lbs+	166.00-230.00	181.06	230.00
Veal Calves 125 lbs -	100.00-820.00	412.712	820.00

At Denfield Livestock Exchange Inc.: July 25, 2023: 180 Fed Cattle, 23 Veal, 63 Cows, 2 Bulls, 30 Stockers

	Price Range	Average	Top
Large & Medium Frame Fed Steers +1250 lbs	235.00-246.50	241.25	254.00
Large & Medium Frame Fed Heifers +1000 lbs	235.00-244.50	239.79	255.00
Cows	95.00-145.00	118.84	163.00
Veal +600 lbs	155.00-186.00	177.78	227.50

At Aylmer Stockyards Inc.: July 26, 2023 – 22 Veal, 218 Cows, 68 Fed cattle, 45 Stockers, 1 Bull

	Price Range	Average	Top
Fed Steers, Large & Medium Frame 1250 lb +	200.00-236.50	218.29	236.50
Fed Heifers, Large & Medium Frame 1000 lb +	191.99-225.00	211.39	225.00
Fed Heifers, dairy & dairy cross 1000+ lbs	126.00-203.50	179.20	203.50
Cows	91.00-173.99	125.09	192.99
Veal 600+ lbs	132.49-242.49	195.19	242.49

ONTARIO STOCKER & FEEDER TRADE

Stocker sale at Brussels Livestock: July 20, 2023– 599 Stockers

Steers	Price Range	Average	Top	Heifers	Price Range	Average	Top
1000+	250.00-288.00	272.87	297.25	900+	242.00-269.25	253.67	275.00
900-999	272.00-310.00	295.82	310.00	800-899	262.00-271.00	266.50	271.00
800-899	285.00-333.50	322.91	333.50	700-799	265.00-290.00	273.90	310.00
700-799	300.00-383.00	354.27	383.00	600-699	247.00-360.00	292.27	360.00
600-699	341.00-370.00	253.40	380.00	500-599	285.00-336.00	323.43	372.00
500-599	293.00-374.00	344.75	374.00	400-499	177.00-320.00	208.78	320.00
				300-399	300.00-319.00	309.50	319.00

Stocker sale at Ontario Livestock Exchange: July 26, 2023: 582 Stockers

Steers	Price Range	Average	Top	Heifers	Price Range	Average	Top
1000+	272.00-306.00	286.56	306.00	900+	215.00-261.00	2151.80	261.00
900-999	286.00-324.00	302.80	324.00	700-799	287.50-335.00	299.38	335.00
800-899	297.50-334.00	321.56	334.00	600-699	185.00-340.00	274.58	340.00

Stocker sale at Ontario Livestock Exchange: July 27, 2023: 178 Stockers

Steers	Price Range	Average	Top	Heifers	Price Range	Average	Top
800-899	210.00-280.00	255.25	292.00	900+	220.00-287.50	250.94	287.50
700-799	247.50-290.00	261.25	327.50	800-899	180.00-267.50	242.25	267.50
600-699	222.50-325.00	280.00	325.00	700-799	195.00-242.50	233.09	280.00
500-599	255.00-360.00	321.67	360.00	600-699	240.00-245.00	240.50	245.00
400-499	245.00-420.00	350.00	420.00	500-599	210.00-333.00	259.28	333.00
				400-499	210.00-290.00	262.50	290.00

Stocker sale at Ontario Stockyards Inc: July 27, 2023: 313 Stockers

Steers	Price Range	Average	Top	Heifers	Price Range	Average	Top
1000+	249.00-274.00	265.71	280.00	900+	225.00-268.00	248.56	268.00
900-999	202.50-293.00	266.77	293.00	800-899	232.50-275.00	253.96	275.00
800-899	280.00-332.00	318.93	347.00	700-799	265.00-297.50	279.13	297.50
700-799	260.00-350.00	296.74	351.00	600-699	245.00-324.00	293.56	324.00
600-699	295.00-346.00	317.46	346.00	500-599	257.50-307.00	292.42	325.00
500-599	270.00-330.00	308.13	335.00	400-499	312.50-352.50	333.06	352.50
400-499	295.00-380.00	336.67	410.00	300-399	300.00-320.00	315.00	320.00
399-	310.00-427.50	374.55	427.50				

WEEKLY LIVE CATTLE EXPORTS-ONTARIO

Week ending July 8 2023

Week ending July 1, 2023

Year to
Date

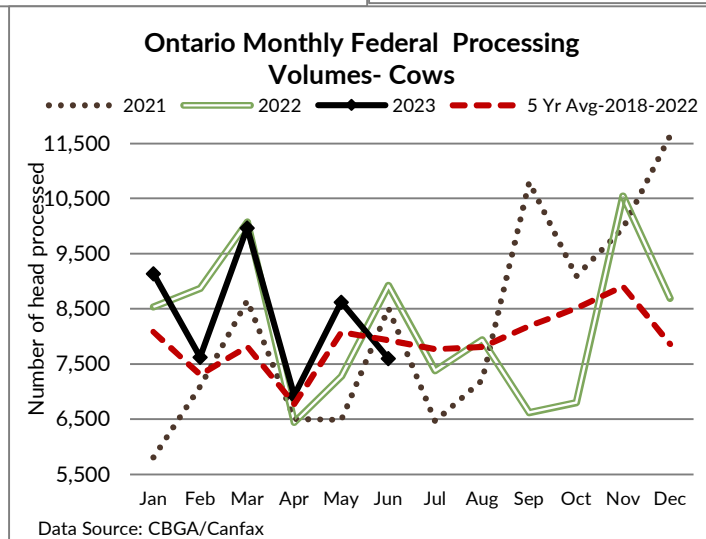
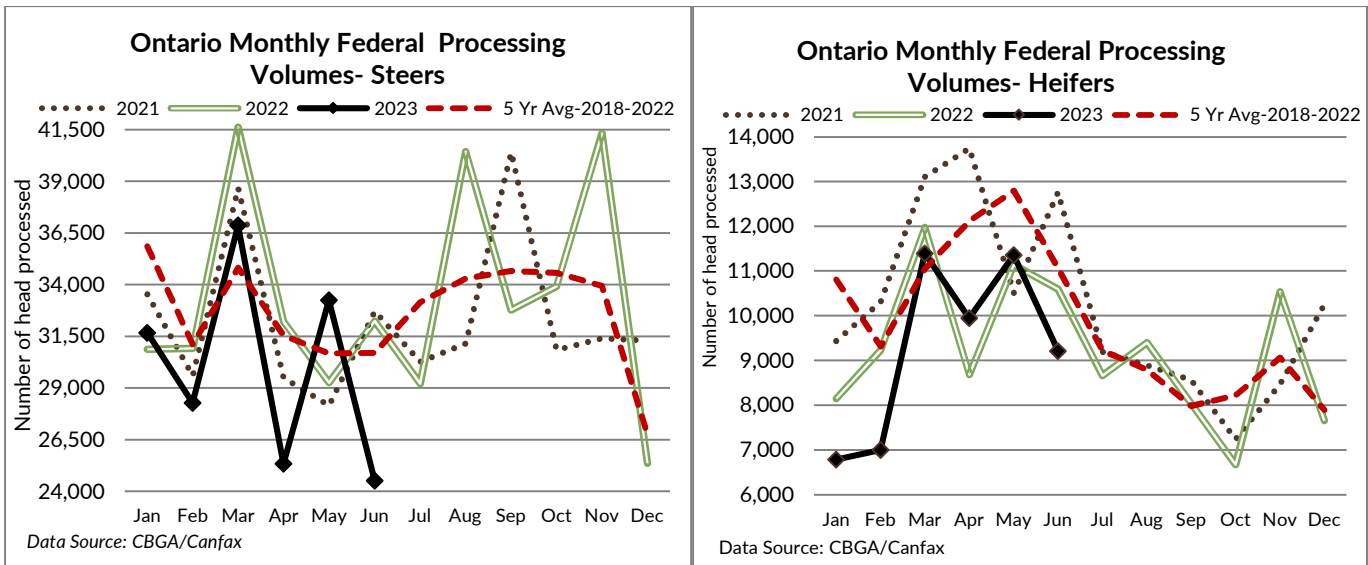
Total live slaughter cattle exported <i>through Ontario ports to the U.S.</i>	1,400	2,000	69,611
Steers & Heifers & Cows	1,303	1,898	66,902
Bulls	97	102	2,709

CANADIAN- FEDERALLY INSPECTED PROCESSING-Canfax/CBGA

	Week Ending July 22, 2023	# of hd change from week ago	YTD	% Change (Week Ago)	% Change (Year Ago)
Grand Total	61,421	+2,169	1,732,563	+4%	-5%
Western Processing	49,029	+2,344	1,375,238	+5%	-5%
Eastern Processing	12,392	-265	357,325	-1%	-6%

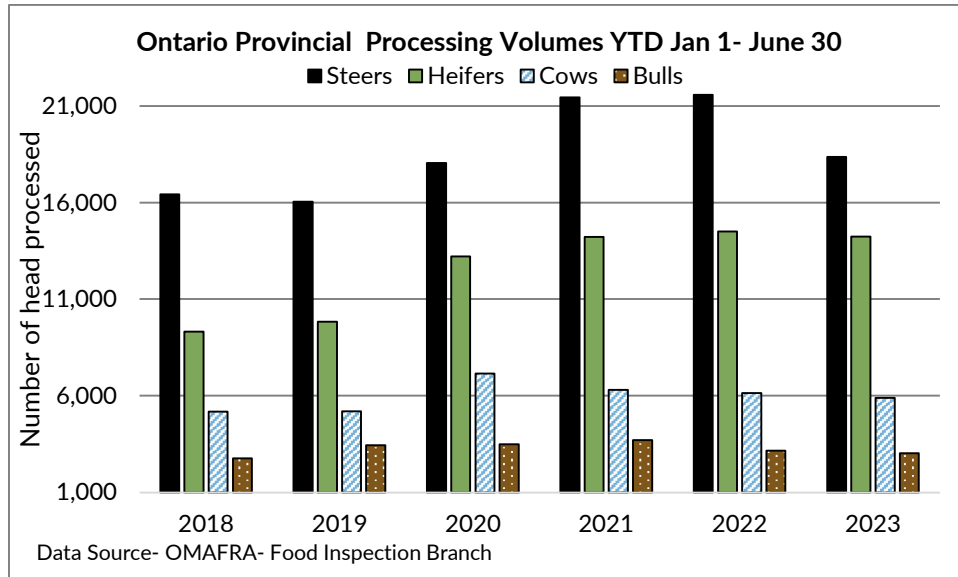
ONTARIO- FEDERALLY INSPECTED PROCESSING-Canfax/CBGA

	Week Ending July 22, 2023	# of hd change from week ago	YTD	% Change (Week Ago)	% Change (Year Ago)
Grand Total	10,795	-482	311,555	-1.8%	-8.6%



ONTARIO - PROVINCIAL PROCESSING- OMAFRA

	<i>June 2023</i>	<i>June 2022</i>	<i>2023 YTD Total</i>	<i>2022 YTD Total</i>	<i>% change from 2022</i>
<i>Steers</i>	3,356	3,529	18,367	21,573	-17.5%
<i>Heifers</i>	2,382	2,558	14,248	14,499	-1.7%
<i>Cows</i>	1,063	1,016	5,883	6,134	-4%
<i>Bulls</i>	634	570	3,016	3,164	-4.6%



AVERAGE CARCASS WEIGHTS – CANADA-Canfax/CBGA

	<i>Steers</i>	<i>Heifers</i>
July 22, 2023	891	803
July 15, 2023	877	811
July 23, 2022	892	809

AVERAGE CARCASS WEIGHTS – ONTARIO-Canfax/CBGA

	<i>Steers</i>	<i>Heifers</i>
July 22, 2023	934	815
July 15, 2023	941	838
July 23, 2022	933	803

USDA ESTIMATED CATTLE PROCESSING VOLUME

	<i>Week Ending</i>	<i>Previous Week</i>	<i>Year Ago</i>
	July 29, 2023		
Grand Total	619,000	624,000	666,000

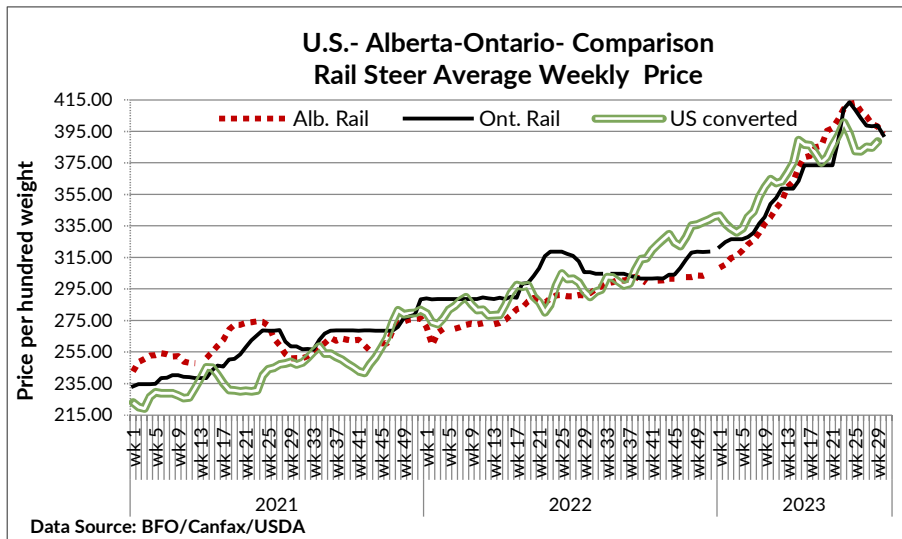
QUEBEC ELECTRONIC AUCTION MARKET (F.O.B. THE FEEDLOT)

	<i>Price</i>	<i>Change from Last Week</i>
For the week ending July 27, 2023	388.00-400.75	-1.36

ALBERTA DIRECT TRADE

Alberta's direct trade: for the week ending July 27, 2023

<i>Steers</i>	Live- FOB	235.00	Rail - FOB	393.50
<i>Heifers</i>	Live- FOB	235.00	Rail - FOB	393.50



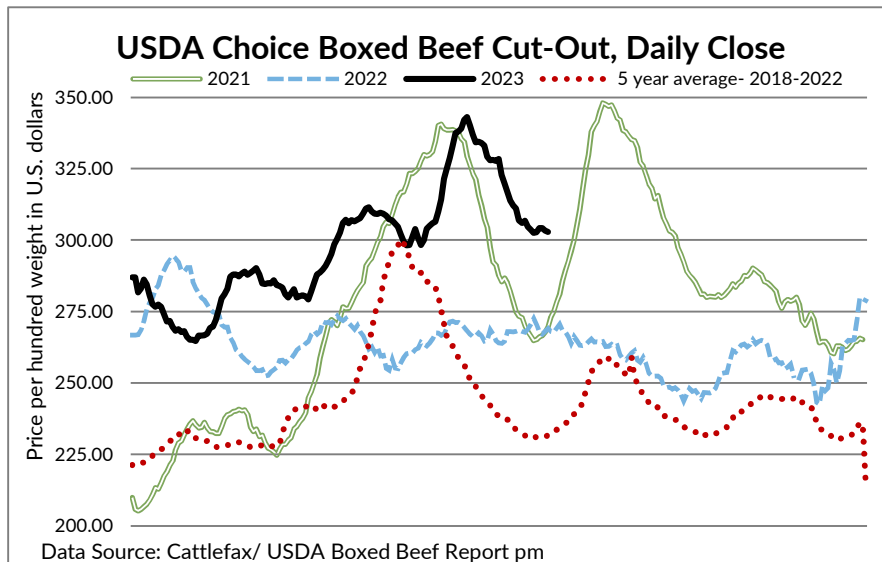
U.S. TRADE (U.S. funds)

The U.S. cash cattle trade: for the week ending Jul 27,2023

Choice and Select Steers and Heifers:	Live	186.00-190.00- limited
	Rail	292.00- limited

U.S. BOXED BEEF CUT-OUT VALUES (U.S. funds)

	Choice	Select
	600-900	600-900
Current Five Day Average	303.46	278.17



BEEF EXPORTS – CANADA (AAFC)

	Change from last year YTD		Change from last year YTD
<i>United States</i>		<i>Mexico</i>	
Jan 1- May 31/2023		Jan 1- May 31/2023	
Total	+2% or +3,091 tonnes	14,301 tonnes	+31% or +3,392 tonnes
<i>Japan</i>		<i>South Korea</i>	
Jan 1- May 31/2023		Jan 1- May 31/2023	
Total	-25% or -6,850 tonnes	7,712 tonnes	-28% or -3,075 tonnes
<i>Viet Nam</i>		Total Beef Exports	
Jan 1- May 31/2023		Jan 1- May 31/2023	
Total	+12% or +682 tonnes	203,916 tonnes	-2% or -3,166 tonnes

LIVE CATTLE – CANADA (AAFC)

IMPORTS			EXPORTS		
		Import % change from 2022 YTD			Export % change from 2022 YTD
Jan 1- May 31/2023			Jan 1- July 8/2023		
Pure bred	5,130	-20%	Slaughter steers & heifers & cows	246,548	-6%
Non-pure bred	108,590	+20%	Feeder cattle & calves	81,863	-40%
			Bulls	15,476	-15%

BEEF IMPORTS – CANADA (AAFC)

	Jan 1 – July 15, 2023	Last Year Same Time	% Change
United States	57,352 tonnes	57,050 tonnes	+1%
Australia	6,194 tonnes	5,095 tonnes	+22%
Mexico	6,091 tonnes	5,212 tonnes	+17%
Non-CUSMA	20,214 tonnes	20,366 tonnes	-1%
EU-27 (beef/veal total)	4,686 tonnes	9,050 tonnes	-48%
Total	90,468 tonnes	93,098 tonnes	-3%

BEEF PRODUCTION – CANADA (AAFC)

	Jan 1 – July 15, 2023	Last Year Same Time	% Change
Fed	556,503 tonnes	606,071 tonnes	-8%
Non-fed	92,72 tonnes	86,533 tonnes	+7%

CHICAGO MERCANTILE EXCHANGE

Closing quotes on futures **today** were as follows:

Live Cattle			Feeder Cattle			Corn		
Aug	178.15	+0.10	Aug	245.60	+0.95	Sep	5.210	-12.2
Oct	179.60	+0.10	Sep	248.97	+0.70	Dec	5.302	-12.0
Dec	183.60	+0.20	Oct	251.00	+0.65	Mar	5.416	-12.0
Feb	187.62	+0.25	Nov	251.87	+0.80	May	5.482	-11.6
Apr	190.37	+0.15	Jan	250.25	+0.75	Jul	5.504	-11.6
Jun	184.17	+0.12	Mar	250.87	+0.70	Sep	5.304	-9.0
Soybeans			Soft Red Winter Wheat			Canadian \$		
Aug	14.866	-45.2	Sep	7.042	-8.4	Spot	75.53	-0.04
Sep	14.330	-20.4	Dec	7.280	-7.4	Sep	75.57	-0.05
Nov	13.824	-15.4	Mar	7.476	-6.4	Dec	75.65	-0.06
Jan	13.896	-14.4	May	7.556	-5.4	Mar	75.74	-0.05
Mar	13.822	-14.0	Jul	7.544	-4.2	Jun	75.78	-0.04
May	13.774	-13.2	Sep	7.544	-4.2	Sep	75.76	-0.03

Beef Farmers of Ontario | Phone: 519.824.0334 | Fax: 519.824.9101 | Email: markets@ontariobeef.com

OBCFP LICENCE CHANGES

Now Licenced: Country Dealer

002453766 Ontario Ltd. o/a 33 Mile Cattle Corp. Box 640, 623 Sports Dr. Brussels, ON N0G 1H0

Comments for the week ending July 27, 2023

Extremely light receipts of fed steers and heifers sold through auction markets this week at 214 head, down 190 from the previous week and 142 fewer than last year at this time. Fed steers traded from \$221.95-\$242.25 averaging \$234.11 cwt up \$1.13 from the week before and \$55.40 stronger than year ago prices. Fed heifers ranged from \$223.60-\$238.91 averaging \$232.48 cwt down \$0.02 on average from the week before but up \$60.93 from this time last year. Auction markets reported trade as steady with quality considered, but by week's end trade was noted as \$2.00 cwt easier.

The Ontario railgrade market the week ending July 21st did see a couple of fill in deals at \$400.00 cwt dressed for steers with delivery the week of July 31st, otherwise the market was untested. One federal packer was reported as bidding \$395.00 dressed prior to removing their bid mid-week. This week bids surfaced on Tuesday with trade reported at \$392.00 dressed for steers and \$391.00 for heifers with delivery the week of August 7th and some into the week of August 14th. By Wednesday bids were pulled back to \$389.00 dressed for steers and \$388.00 for heifers with delivery still the week of August 14th but trade reported was limited. Most of this week's deals were at \$392.00 for steers with the week averaging \$391.50 cwt down \$6.00 cwt from the last reportable trade two weeks ago. Prices this week are up \$85.50 cwt from the same week last year.

Slightly lighter receipts of fed/cull cows sold this week with auctions reporting 1,985 head down 54 head from last week but 217 more than last year at this time. Cows ranged from \$103.32-\$151.60 with a weekly weighted average price of \$124.03 up \$1.13 cwt from the week before and \$25.97 higher than year ago prices. Auction markets reported trade as active on strong demand with prices steady to stronger, with some up \$4.00-\$5.00 cwt. By week's end trade was barely steady to early week's stronger market. 284 head of this week's trade was beef cows down 164 head from the previous week, averaging \$140.22 cwt up \$2.35 on average from the weighted average beef cow prices the week before.

Lighter receipts of stocker and feeder cattle this week totaled 1,830 head down 406 from last week and 754 fewer than the same time last year, noting two auctions took this week off. Auction markets reported trade as active with good demand and prices steady across the board, on light receipts. The market ended the week with calves selling fully steady to strong and yearlings strong to stronger with quality considered. Actual average prices this week saw steers 400-500 lbs up \$8.03 cwt from the previous week's weighted average price with steers 500-600 lbs down \$1.15. Steers 600-700 lbs averaged \$9.17 easier, 700-800 lbs down \$2.09, 800-900 lbs down \$5.01, 900-1000 lbs down \$3.77 and steers 1000 lbs plus averaged \$5.63 below last week's weighted average prices. Heifers from 300-400 lbs were up \$33.57 on average on very light receipts, 400-500 lbs up \$37.14, 500-600 lbs up \$18.59, 600-700 lbs down \$9.93, 700-800 lbs down \$29.93, 800-900 lbs down \$29.49 and heifers 900 lbs and over averaged \$7.41 cwt lower than last week on average.

The Quebec electronic market this week ranged from \$388.00-\$400.75 cwt dressed on a picked-up basis, down \$1.36 cwt from the previous week's trade.

Alberta direct trade was light with prices reported by Canfax at \$395.00 cwt delivered on a dressed basis, down \$4.00-\$5.00 from last week on average. Canfax reports: "In some spots bids were reported at 392.00 delivered but selling interest was limited. Cattle that traded this week were being scheduled for the second half of August delivery. Competition on the cash market was not as strong as last week. Sale volumes are shaping up to be very light this week. Looking briefly at the non-fed market, we're getting a sense that non-fed numbers through commercial auction facilities have started to tighten."

The U.S. cash cattle trade for the week ending July 21st took place mainly Thursday and Friday with a stronger tone. Business in the south ranged from \$180.00-\$187.00 live, majority at \$180.00 which is \$2.00 cwt higher than the week before. In the north some live trade was reported at \$188.00 cwt up \$2.00 from the week before with dressed deals ranging from \$290.00-\$300.00 cwt, mainly \$295.00 up \$3.00-\$5.00. Overall average prices for the week, reported by the USDA Mandatory price report saw live steers average \$186.19 up \$1.92 cwt with live heifers averaging \$186.10 up \$1.39 from the previous week. On the rail steers averaged \$294.72 up \$3.38 with heifers averaging \$294.22 up \$2.51.

This week in the US, the offering is reported as lower in volume that last week in all feeding states. Monday saw a couple of deals in Iowa from \$188.00-\$190.00 live which is steady to \$2.00 higher and Thursday was noted at \$292.00 dressed down \$2.00-\$3.00, but not nearly enough have sold to establish a trend. All other feeding states were untested. Bids were few and far between with just a few noted in parts of the south at \$175.00 live but sellers showed no interest. At time of reporting bids are starting to surface in the south at \$176.00-\$178.00 live while asking prices are holding firm at \$180.00-\$182.00 live. Bids in the north are surfacing at \$292.00-\$295.00 dressed, steady to \$3.00 lower but sellers are not showing any interest with asking prices sitting around \$296.00 plus dressed cwt. Active trade may or may not develop today as sellers are digging in for higher prices and packers do not appear to be interested in paying more, but with that said, one side is going to have to give if business is going to develop this week.