



WEEKLY MARKET INFORMATION REPORT – FOR THE WEEK ENDING THURSDAY AUGUST 3, 2023

The following information is collected from various sources and disseminated by Beef Farmers of Ontario.

ONTARIO DIRECT TO PACKER RAILGRADE CATTLE TRADE

Prices are on a carcass weight basis before grade and weight discounts:

A Grade Steers	389.00
A Grade Heifers	388.00

ONTARIO LIVE CATTLE TRADE

Ontario auction sales this week saw weighted average price ranges for:

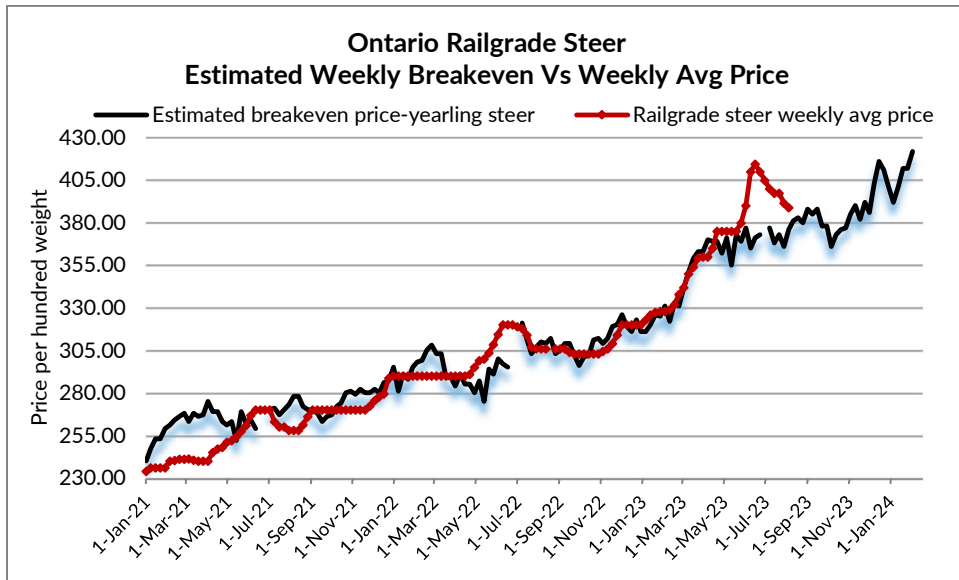
FED CATTLE	Volume	Price Range	Average	Top	Last Week Avg
Large Frame Steers +1250	57	223.49-242.79	235.30	245.50	236.24
Medium Frame Steers +1250	87	208.07-241.83	228.46	265.00	231.55
Large & Medium Frame Steers +1250	144	215.42-244.84	232.30	265.00	234.11
Large Frame Heifers +1000	50	219.46-232.90	226.58	243.00	231.49
Medium Frame Heifers +1000	95	221.19-237.26	230.99	256.50	232.86
Large & Medium Frame Heifers +1000	145	219.11-237.97	229.35	256.50	232.48
Fed steers, Dairy & Dairy Cross +1250	42	161.19-205.43	184.21	243.00	195.66
Fed heifers, Dairy & Dairy Cross +1000	117	127.00-187.17	168.01	235.50	181.90
Cows - All Weights	2,245	100.60-146.88	120.98	222.50	124.03
Bulls - All Weights	79	134.69-171.09	154.80	200.00	163.67

STOCKERS - Large and Medium Frame

STEERS	Volume	Price Range	Average	Top	Last Week Avg
1000+	505	270.62-304.10	285.91	310.50	279.92
900-999	402	299.19-325.39	311.17	332.50	296.18
800-899	139	288.30-322.60	307.55	340.00	302.16
700-799	82	251.49-321.89	293.19	352.50	303.53
600-699	114	261.15-344.25	311.69	411.00	307.08
500-599	116	276.46-363.26	322.77	412.50	316.32
400-499	55	272.74-371.20	325.86	442.50	314.93
-399	29	235.95-292.16	264.82	395.00	369.52

STOCKERS - Large and Medium Frame

HEIFERS	Volume	Price Range	Average	Top	Last Week Avg
+900	243	223.79-264.50	242.97	288.00	248.10
800-899	87	216.02-269.22	243.12	300.25	252.04
700-799	130	220.78-278.18	254.09	332.00	253.28
600-699	101	209.85-292.75	256.37	342.00	270.41
500-599	100	233.41-310.46	273.26	357.50	281.21
400-499	50	247.12-309.73	276.91	352.50	261.66
300-399	15	226.33-263.67	242.36	320.00	289.71
-299	11	203.18-253.18	231.80	285.00	286.00



The information provided on this report is based on weighted averages for actual data collected. Input costs are a guideline only and will vary from producer to producer. BFO does not take any responsibility and accepts no legal liability arising from or connected to damages or losses experienced by producers when using this information. This is to be used at your own risk.

At Kawartha Lakes Community Sale Barn: July 29, 2023– 136 cows, 6 bulls, 44 veal, 15 stockers, 9 fed cattle

	Price Range	Avg.	Top
Cows	108.00-158.00	125.46	168.00
Veal Calves 600 lbs+	162.00-190.00	167.47	190.00
Veal Calves 125 lbs -	173.33-640.00	327.03	640.00

At Denfield Livestock Exchange Inc.: August 1, 2023: 155 Fed Cattle, 18 Veal, 107 Cows, 4 Bulls, 6 Stockers

	Price Range	Average	Top
Large & Medium Frame Fed Steers +1250 lbs	232.00-250.50	238.43	265.00
Large & Medium Frame Fed Heifers +1000 lbs	230.00-244.00	237.32	256.50
Cows	100.00-144.00	118.27	222.00
Veal +600 lbs	136.00-177.00	161.64	187.00

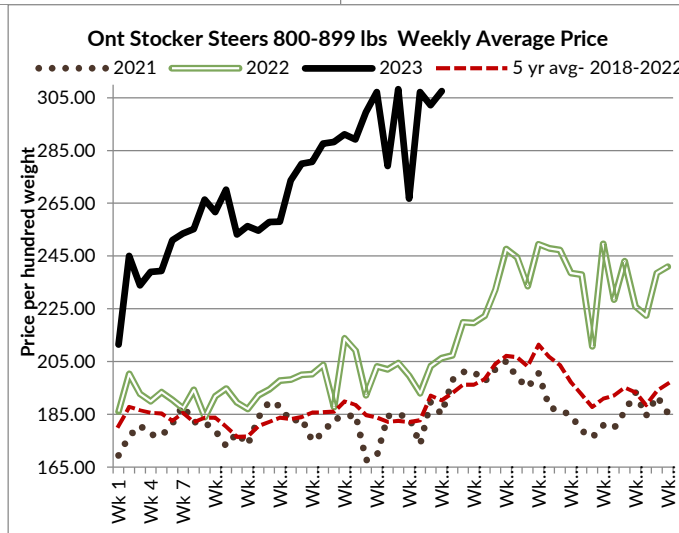
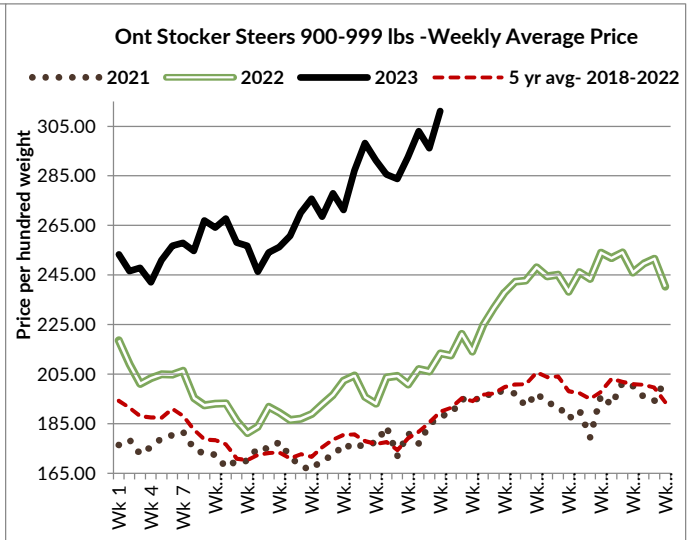
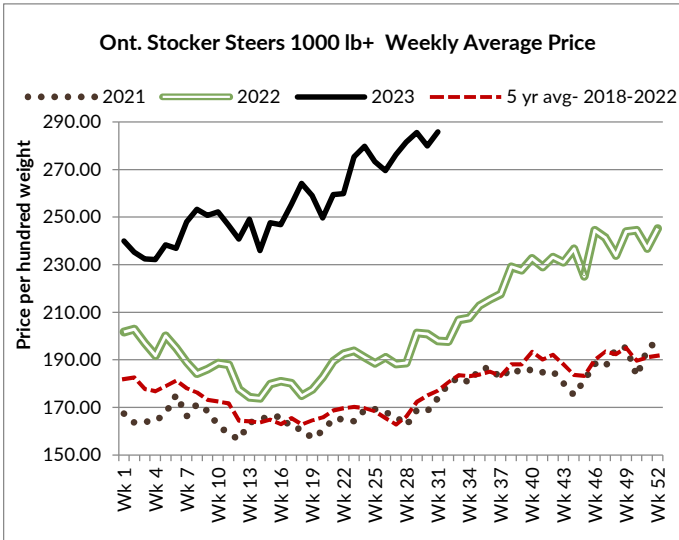
At Aylmer Stockyards Inc.: August 2, 2023 – 27 Veal, 210 Cows, 84 Fed cattle, 15 Stockers, 3 Bulls

	Price Range	Average	Top
Fed Steers, Large & Medium Frame 1250 lb +	136.00-233.99	215.89	233.99
Fed Heifers, Large & Medium Frame 1000 lb +	200.00-235.00	225.89	235.00
Fed Heifers, dairy & dairy cross 1000+ lbs	112.99-197.50	175.20	197.50
Cows	90.00-160.00	124.10	181.00
Veal 600+ lbs	125.00-225.00	190.90	225.00

ONTARIO STOCKER & FEEDER TRADE

Stocker sale at Brussels Livestock: July 28, 2023– 526 Stockers

Steers	Price Range	Average	Top	Heifers	Price Range	Average	Top
1000+	250.00-293.00	273.71	299.00	900+	235.00-276.50	252.21	282.00
900-999	298.00-323.00	307.53	323.00	800-899	238.00-280.25	256.34	300.25
800-899	284.00-335.00	315.16	335.00	700-799	216.00-287.50	253.94	291.00
700-799	294.00-331.00	320.80	331.00	600-699	225.00-289.00	258.63	289.00
600-699	299.00-332.50	316.44	342.50	500-599	210.00-325.00	263.33	325.00
500-599	330.00-390.00	363.33	390.00				
400-499	220.00-307.50	285.63	331.00				



Stocker sale at Community Livestock Exchange: August 1, 2023: 89 Stockers

Steers	Price Range	Average	Top	Heifers	Price Range	Average	Top
700-799	254.00-325.00	264.90	325.00	700-799	185.00-275.00	251.50	275.00
600-699	260.00-364.99	310.30	364.99	600-699	180.00-312.50	263.09	312.50
500-599	200.00-412.50	311.39	412.50	500-599	239.99-329.99	283.30	329.99
400-499	297.50-412.50	358.40	412.50	400-499	264.99-307.50	281.40	307.50

Stocker sale at Keady Livestock Market: August 1, 2023: 405 Stockers

Steers	Price Range	Average	Top	Heifers	Price Range	Average	Top
1000+	291.00-305.00	297.55	305.00	900+	285.50-288.00	286.57	288.00
900-999	303.00-332.50	315.78	332.50	800-899	160.00-255.00	223.33	255.00
800-899	296.00-310.00	301.60	310.00	700-799	275.00-297.50	290.52	303.00
700-799	310.00-340.00	334.00	340.00	600-699	245.00-310.00	278.85	321.00
600-699	352.50-411.00	406.32	411.00				
500-599	280.00-360.00	320.00	360.00				

Stocker sale at Renfrew Pontiac Livestock: August 1, 2023: 80 Stockers

Steers	Price Range	Average	Top	Heifers	Price Range	Average	Top
700-799	192.50-297.50	227.00	297.50	600-699	222.50-289.99	258.30	289.99
600-699	247.50-299.00	283.70	299.00	500-599	229.99-357.50	308.49	357.50
500-599	210.00-274.00	251.69	274.00	400-499	200.00-337.99	285.80	337.99
400-499	217.49-350.00	270.59	350.00				

Stocker sale at Ontario Livestock Exchange: August 2, 2023: 501 Stockers

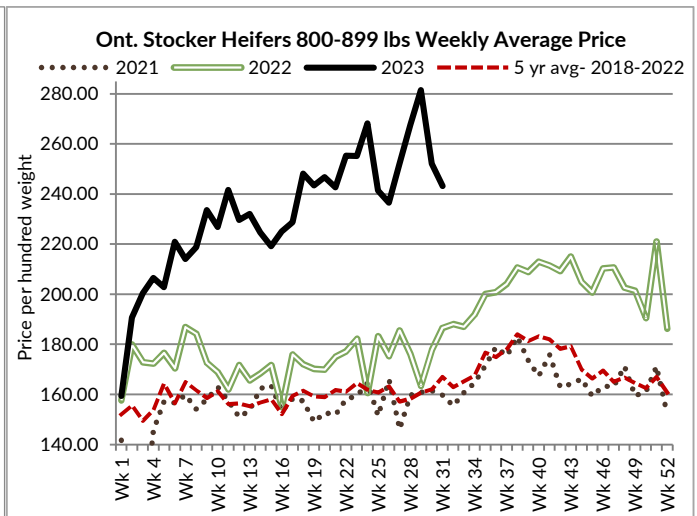
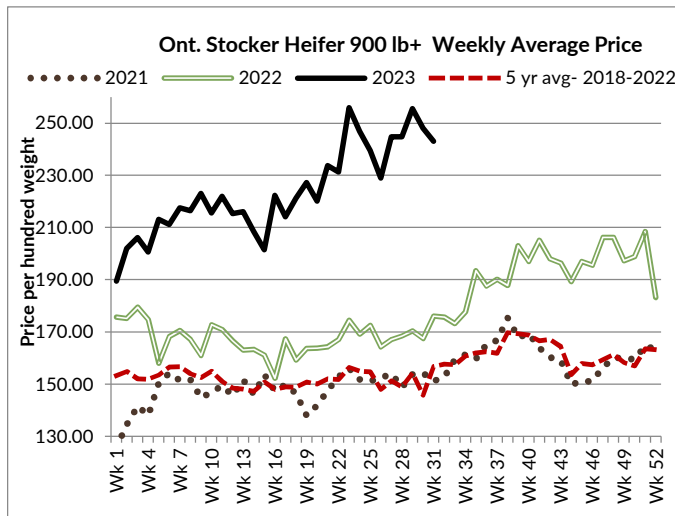
Steers	Price Range	Average	Top	Heifers	Price Range	Average	Top
1000+	276.00-310.50	291.45	310.50	900+	250.00-269.00	264.78	269.00
900-999	307.00-324.50	315.60	324.50				
800-899	330.00-340.00	335.25	340.00				

Stocker sale at Ontario Livestock Exchange: August 3, 2023: 250 Stockers

Steers	Price Range	Average	Top	Heifers	Price Range	Average	Top
700-799	175.00-295.00	254.17	325.00	900+	155.00-240.00	208.50	240.00
600-699	205.00-335.00	281.47	335.00	800-899	155.00-252.50	217.27	252.50
500-599	245.00-310.00	285.38	380.00	700-799	160.00-272.50	226.33	272.50
400-499	195.00-345.00	276.88	435.00	600-699	160.00-270.00	221.02	300.00
399-	250.0-350.00	303.13	350.00	500-599	200.00-280.00	238.33	312.50
				400-499	222.50-310.00	255.00	310.00

Stocker sale at Ontario Stockyards Inc: August 3, 2023: 224 Stockers

Steers	Price Range	Average	Top	Heifers	Price Range	Average	Top
800-899	302.50-336.00	325.32	336.00	700-799	260.00-312.50	280.96	332.00
700-799	280.00-241.00	322.71	352.50	600-699	230.00-312.50	280.89	342.00
600-699	255.00-357.50	308.18	366.00	500-599	265.00-342.50	306.50	342.50
500-599	300.00-380.00	340.27	395.00	400-499	295.00-340.00	317.69	352.50
400-499	360.00-442.50	393.41	442.50				



WEEKLY LIVE CATTLE EXPORTS-ONTARIO

	Week ending July 15, 2023	Week ending July 8, 2023	Year to Date
Total live slaughter cattle exported through Ontario ports to the U.S.	1,605	1,400	71,216
Steers & Heifers & Cows	1,523	1,303	68,425
Bulls	82	97	2,791

CANADIAN- FEDERALLY INSPECTED PROCESSING-Canfax/CBGA

	Week Ending July 29, 2023	# of hd change from week ago	YTD	% Change (Week Ago)	% Change (Year Ago)
Grand Total	60,847	-574	1,793,410	-1%	-5%
Western Processing	49,037	+8	1,424,275	+5%	-5%
Eastern Processing	11,810	-582	369,135	-5%	-6%

ONTARIO- FEDERALLY INSPECTED PROCESSING-Canfax/CBGA

	Week Ending July 29, 2023	# of hd change from week ago	YTD	% Change (Week Ago)	% Change (Year Ago)
Grand Total	10,208	-587	321,763	-5.4%	-8.8%

AVERAGE CARCASS WEIGHTS – CANADA-Canfax/CBGA

	Steers	Heifers
July 29, 2023	897	819
July 22, 2023	891	803
July 30, 2022	904	816

AVERAGE CARCASS WEIGHTS – ONTARIO-Canfax/CBGA

	Steers	Heifers
July 29, 2023	937	830
July 22, 2023	934	815
July 30, 2022	927	817

USDA ESTIMATED CATTLE PROCESSING VOLUME

	Week Ending August 5, 2023	Previous Week	Year Ago
Grand Total	613,000	619,000	648,000

QUEBEC ELECTRONIC AUCTION MARKET (F.O.B. THE FEEDLOT)

	Price	Change from Last Week
For the week ending August 3, 2023	398.50-415.00	+13.27

ALBERTA DIRECT TRADE

Alberta's direct trade: for the week ending August 3, 2023

Steers	Live- FOB	N/T	Rail - FOB	388.50-393.50
Heifers	Live- FOB	N/T	Rail - FOB	Not enough sold to establish a price

U.S. TRADE (U.S. funds)

The U.S. cash cattle trade: for the week ending August 3, 2023

Choice and Select Steers and Heifers:	Live	183.00-190.00-limited volume
	Rail	292.00-296.00- limited volume

U.S. BOXED BEEF CUT-OUT VALUES (U.S. funds)

	Choice 600-900	Select 600-900
Current Five Day Average	303.01	278.13

BEEF EXPORTS – CANADA (AAFC)

	United States	Change from last year YTD	Mexico	Change from last year YTD
	Jan 1- May 31/2023		Jan 1- May 31/2023	
Total	147,424 tonnes	+2% or +3,091 tonnes	14,301 tonnes	+31% or +3,392 tonnes
	Japan	Change from last year YTD	South Korea	Change from last year YTD
	Jan 1- May 31/2023		Jan 1- May 31/2023	
Total	20,274 tonnes	-25% or -6,850 tonnes	7,712 tonnes	-28% or -3,075 tonnes
	Viet Nam	Change from last year YTD	Total Beef Exports	Change from last year YTD
	Jan 1- May 31/2023		Jan 1- May 31/2023	
Total	6,412 tonnes	+12% or +682 tonnes	203,916 tonnes	-2% or -3,166 tonnes

LIVE CATTLE - CANADA (AAFC)

IMPORTS	Import % change from 2022 YTD	EXPORTS	Export % change from 2022 YTD
Jan 1- May 31/2023		Jan 1- July 15/2023	
Pure bred	5,130 -20%	Slaughter steers & heifers & cows	252,878 -7%
Non-pure bred	108,590 +20%	Feeder cattle & calves	86,153 -38%
		Bulls	16,359 -16%

BEEF IMPORTS - CANADA (AAFC)

	Jan 1 - July 22, 2023	Last Year Same Time	% Change
United States	59,923 tonnes	59,471 tonnes	+1%
Australia	6,513 tonnes	5,302 tonnes	+23%
Mexico	6,322 tonnes	6,180 tonnes	+2%
Non-CUSMA	21,309 tonnes	20,988 tonnes	+2%
EU-27 (beef/veal total)	4,887 tonnes	9,200 tonnes	-47%
Total	94,792 tonnes	96,436 tonnes	-2%

BEEF PRODUCTION - CANADA (AAFC)

	Jan 1 - July 22, 2023	Last Year Same Time	% Change
Fed	577,020 tonnes	629,244 tonnes	-8%
Non-fed	95,334 tonnes	89,422 tonnes	+7%

CHICAGO MERCANTILE EXCHANGE

Closing quotes on futures **today** were as follows:

Live Cattle			Feeder Cattle			Corn		
Aug	180.90	+2.40	Aug	249.52	+1.57	Sep	4.842	+3.4
Oct	182.90	+1.60	Sep	253.45	+1.80	Dec	4.972	+3.6
Dec	187.05	+1.50	Oct	255.42	+2.00	Mar	5.104	+3.2
Feb	190.47	+1.27	Nov	256.10	+1.97	May	5.184	+3.0
Apr	192.75	+1.37	Jan	254.57	+2.02	Jul	5.230	+2.6
Jun	185.82	+1.37	Mar	255.07	+1.90	Sep	5.140	+2.6
Soybeans			Soft Red Winter Wheat			Canadian \$		
Aug	14.440	+15.2	Sep	6.330	+6.0	Spot	74.72	-0.16
Sep	13.870	+5.0	Dec	6.602	+5.2	Sep	74.76	-0.16
Nov	13.332	+8.0	Mar	6.862	+4.4	Dec	74.85	-0.16
Jan	13.426	+8.4	May	7.004	+3.2	Mar	74.94	-0.15
Mar	13.416	+8.6	Jul	7.066	+2.2	Jun	74.97	-0.13
May	13.430	+9.0	Sep	7.152	+1.6	Sep	74.96	-0.12

Beef Farmers of Ontario | Phone: 519.824.0334 | Fax: 519.824.9101 | Email: markets@ontariobeef.com

Comments for the week ending August 3, 2023

Receipts of fed steers and heifers were up slightly this week with 289 head sold through auction markets up 75 from last week and 150 more than the same week last year. Fed steers ranged from \$215.42-\$244.84 averaging \$232.30 down \$1.81 cwt from the previous week but \$53.92 stronger than year ago prices. Fed heifers sold from \$219.11-\$237.97 averaging \$229.35 down \$3.13 from the week before but \$51.97 higher than last year at this time. Auction markets reported trade as active with prices easier to \$2.00-\$3.00 cwt lower to start. As the week progressed trade was reported as steady.

The Ontario railgrade market this week was light with prices steady to the bottom of last week's sales and down \$2.50 cwt on average. Steers were reported at \$389.00 cwt dressed with heifers at \$388.00. Delivery of the cattle sold this week was reported for the week of August 14th the previous Friday, to August 21st by Tuesday and the week of August 28th by Thursday. This week's average price is still \$83.00 cwt above last year at this time. U.S. packer interest was reported.

The Boxed Beef Market reported by Kevin Grier this week notes the US boxed beef market overview as: "Prices have declined for the fifth week in a row but remain far above last year and far above average. At over US\$300, the cutout is \$30 more than last year at this time, and last year the cutout was considered pricey. The high price is a function of excellent demand in combination with the tighter supplies. The fact is, however, that tight supplies alone would not generate prices as high as current levels; that takes demand, which has been exceptional. While the peak demand season is June, the fact is that August through October tends to be average or better. While the seasonal peaks of the middles may be past, the ends will now begin to pick up. With all those positives in mind, it seems most likely that the cutout will continue lower, but at a slower pace. Retail prices are too high, and the peak run-up of the cutout last month would have precluded serious August features. We will now enter a slow period where neither buyer nor seller enjoy their work and packers keep production in check."

Larger receipts of fed/cull cows came to market this week totaling 2,245 head up 260 from last week and 709 more than the same week last year. The largest increase in volume was noted in dairy breeds due to a reduction in quota incentive days over the next few months. Cows ranged from \$100.60-\$146.88 averaging \$120.98 cwt down \$3.05 from the previous week but still \$20.33 above year ago prices. Auction markets reported trade as steady to fully steady with one market noting easier prices and another seeing prices slightly higher. As the week progressed trade was steady to fully steady. Out of this week's offering there were 245 beef cows down 39 head from the week before averaging \$137.66 down \$2.56 from the previous week's weighted average beef cow price.

As seasonally expected, receipts of stocker and feeder cattle remain light with 2,179 head sold this week through auction markets, however numbers were up 349 from the week before and 187 more than last year at this time. Auction markets reported a strong active trade at steady prices with good quality cattle selling fully steady for most of the week. By Thursday trade was reported as steady on good demand to sharply stronger on all classes with quality considered. Actual average prices this week saw steers from 400-500 lbs average \$10.93 higher than last week, 500-600 lbs were up \$6.45, 600-700 lbs up \$4.61 cwt, 700-800 lbs down \$10.34, steers 800-900 lbs averaged \$5.39 stronger, 900-1000 lbs up \$14.99 and steers 1000 lbs plus averaged \$5.99 higher than last week's weighted average prices. Heifers from 400-500 lbs averaged \$15.25 higher, 500-600 lbs down \$7.95, 600-700 lbs down \$14.04, 700-800 lbs up \$0.81, 800-900 lbs down \$8.92 with heifers 900 lbs plus averaging \$5.13 cwt lower than last week's weighted average prices. The largest volumes sold this week were steers and heifers over 900 lbs.

The Quebec electronic market this week ranged from \$398.50-\$415.00 cwt dressed on a picked-up basis, up \$13.27 cwt from the previous week's trade. Reports of two provincial packers battling over the light offering resulted in inflated prices and not an accurate market trend.

Alberta direct trade was light on Wednesday with prices reported by Canfax from \$390.00-\$395.00 cwt delivered on a dressed basis, which is steady to \$5.00 cwt lower than last week. On Thursday light trade saw prices reported from \$393.00-\$395.00 cwt delivered on a dressed basis, which is steady to \$2.00 cwt easier than last week. Overall, prices for the week averaged around \$2.00 cwt easier. Canfax reports: "All three western Canadian packers were showing interest on the cash market. Cattle that traded were being scheduled for early September delivery."

The U.S. cash cattle trade for the week ending July 28th was basically at a standstill until Friday with very light volumes trading. Business in the south was reported from \$178.00-\$179.00 live down \$1.00-\$2.00 cwt from the previous week's southern trade. In the north live trade ranged from \$186.00-\$188.50 with dressed deals from \$288.00-\$295.00, mainly \$294.00-\$295.00 cwt which is steady to \$1.00 easier. Overall average prices for the week, reported by the USDA Mandatory Price Report saw live steers average \$184.81 down \$1.38 with heifers averaging \$184.19 down \$1.91 cwt from the previous week on average. On the rail steers averaged \$293.63 cwt dressed, down \$1.09 while heifers averaged \$294.14 down \$0.08.

This week in the US, the offering is reported as larger in volume in the north while the south is seeing lower numbers. Tuesday saw a couple of deals in Nebraska and Iowa from \$294.00-\$295.00 cwt dressed which is steady to slightly stronger than last week but not enough to establish a market. A light test was also noted in Iowa on a live basis from \$183.00-\$186.00, mainly \$185.00 down \$1.00 on average. Thursday, was light in the north with sales from \$185.00-\$190.00 live, mainly \$188.00 and \$294.00-\$296.00 dressed, both steady to \$1.00 cwt stronger while the south continued at a standstill. At time of reporting a light trade is surfacing in the north at \$295.00 dressed up \$1.50 cwt from last week on average, with some live trade at \$188.00 cwt. Bids in the south are at \$174.00-\$175.00 live down \$3.00-\$4.00 from last week but the lower bids are not going to move any cattle. Asking prices are reported at \$180.00 plus live in the south and \$296.00 plus dressed in the north. Active trade should start to surface at any time but it appears this week's market is going to be at least steady to slightly stronger.