



## WEEKLY MARKET INFORMATION REPORT – FOR THE WEEK ENDING THURSDAY AUGUST 10, 2023

The following information is collected from various sources and disseminated by Beef Farmers of Ontario.

### ONTARIO DIRECT TO PACKER RAILGRADE CATTLE TRADE

Prices are on a carcass weight basis before grade and weight discounts:

A Grade Steers	389.00
A Grade Heifers	388.00

### ONTARIO LIVE CATTLE TRADE

Ontario auction sales this week saw weighted average price ranges for:

FED CATTLE	Volume	Price Range	Average	Top	Last Week Avg
Large Frame Steers +1250	48	220.69-241.69	232.09	267.00	235.30
Medium Frame Steers +1250	55	218.80-236.78	229.45	278.00	228.46
Large & Medium Frame Steers +1250	103	218.66-240.05	230.92	278.00	232.30
Large Frame Heifers +1000	35	212.91-241.48	228.92	260.00	226.58
Medium Frame Heifers +1000	51	214.53-234.04	224.90	247.50	230.99
Large & Medium Frame Heifers +1000	86	207.75-235.47	225.89	260.00	229.35
Fed steers, Dairy & Dairy Cross +1250	82	188.22-202.54	195.61	236.50	184.21
Fed heifers, Dairy & Dairy Cross +1000	107	156.13-205.29	180.33	239.50	168.01
Cows - All Weights	2,175	100.91-148.64	122.29	214.00	120.98
Bulls - All Weights	90	143.34-177.25	160.89	220.00	154.80

#### STOCKERS - Large and Medium Frame

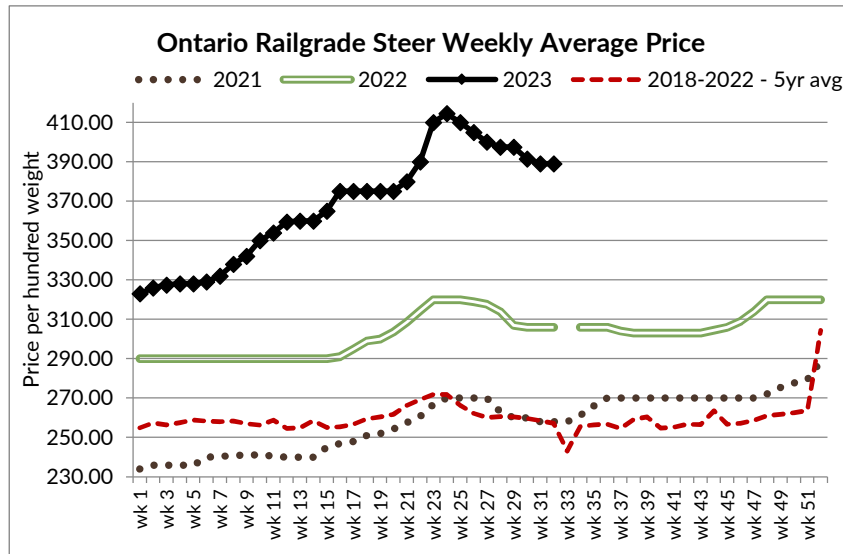
STEERS	Volume	Price Range	Average	Top	Last Week Avg
1000+	503	276.96-305.85	292.09	310.00	285.91
900-999	218	295.47-318.70	308.48	324.00	311.17
800-899	101	289.59-324.45	312.62	341.00	307.55
700-799	78	297.67-338.63	321.09	358.00	293.19
600-699	138	295.85-370.14	339.61	411.00	311.69
500-599	141	297.92-401.42	357.41	432.50	322.77
400-499	79	293.28-416.64	367.32	467.50	325.86
-399	26	278.85-419.00	355.89	680.00	264.82

#### STOCKERS - Large and Medium Frame

HEIFERS	Volume	Price Range	Average	Top	Last Week Avg
+900	181	214.75-254.60	235.96	286.50	242.97
800-899	99	229.86-278.66	258.33	288.00	243.12
700-799	75	195.93-281.94	251.16	339.00	254.09
600-699	134	233.98-312.47	276.86	375.00	256.37
500-599	98	247.45-331.94	285.86	360.00	273.26
400-499	67	237.09-324.22	286.78	379.00	276.91
300-399	9	264.44-328.89	298.89	390.00	242.36
-299	3	270.00-276.67	273.33	310.00	231.80

At Kawartha Lakes Community Sale Barn: August 5, 2023–115 cows, 6 bulls, 40 veal, 2 fed cattle, 20 stockers

	Price Range	Avg.	Top
Cows	113.00-169.00	131.77	183.00
Veal Calves 125 lbs -	225.00-600.00	329.50	660.00



At Denfield Livestock Exchange Inc.: August 8, 2023: 75 Fed Cattle, 31 Veal, 46 Cows, 2 Bulls

	Price Range	Average	Top
Large & Medium Frame Fed Steers +1250 lbs	225.00-244.50	237.40	278.00
Large & Medium Frame Fed Heifers +1000 lbs	224.00-241.00	234.78	260.00
Cows	104.00-134.00	116.47	141.00
Veal +600 lbs	144.00-186.00	164.73	198.50

At Aylmer Stockyards Inc.: August 9, 2023 - 14 Veal, 192 Cows, 38 Fed cattle, 12 Stockers, 1 Bull

	Price Range	Average	Top
Fed Heifers, Large & Medium Frame 1000 lb +	220.00-244.49	239.00	244.49
Fed Heifers, dairy & dairy cross 1000+ lbs	134.00-239.50	183.89	239.50
Cows	90.00-165.99	121.79	165.99
Veal 600+ lbs	150.00-235.00	198.90	235.00

### ONTARIO STOCKER & FEEDER TRADE

Stocker sale at Brussels Livestock: August 4, 2023- 687 Stockers

Steers	Price Range	Average	Top	Heifers	Price Range	Average	Top
1000+	261.00-301.00	287.44	301.00	900+	229.00-258.50	244.75	286.50
900-999	299.00-323.00	310.73	323.00	800-899	238.00-285.50	268.45	285.50
800-899	284.00-334.00	318.25	335.00	700-799	110.00-260.00	209.43	260.00
700-799	331.00-355.00	339.05	355.00	600-699	230.00-287.00	265.26	292.50
600-699	304.00-388.00	361.23	388.00	500-599	270.00-309.50	298.19	309.50
500-599	310.00-400.00	355.43	400.00				

Stocker sale at Community Livestock Exchange: August 8, 2023: 93 Stockers

Steers	Price Range	Average	Top	Heifers	Price Range	Average	Top
700-799	264.99-275.00	272.40	275.00	400-499	220.00-342.49	285.09	342.49
600-699	282.50-345.00	317.30	345.00				
500-599	241.99-412.99	357.20	412.99				
400-499	225.00-429.99	371.09	429.99				

Stocker sale at Renfrew Pontiac Livestock: August 8, 2023: 68 Stockers

Steers	Price Range	Average	Top	Heifers	Price Range	Average	Top
700-799	289.99-320.00	314.69	320.00	700-799	150.00-285.99	249.80	285.99
600-699	254.99-354.99	313.79	354.99	600-699	272.00-314.99	283.09	314.99
500-599	312.99-364.99	326.29	364.99	500-599	254.99-327.99	314.29	327.99
400-499	310.00-379.00	265.20	379.00				

Stocker sale at Ontario Livestock Exchange: **August 9, 2023: 471 Stockers**

Steers	Price Range	Average	Top	Heifers	Price Range	Average	Top
1000+	286.00-310.00	296.11	310.00	600-699	200.00-242.50	232.19	242.50
900-999	307.50-324.00	317.99	324.00				
800-899	325.00-340.00	337.63	340.00				

Stocker sale at Ontario Livestock Exchange: **August 10, 2023: 277 Stockers**

Steers	Price Range	Average	Top	Heifers	Price Range	Average	Top
800-899	285.00-307.50	293.75	330.00	700-799	185.00-270.00	233.13	275.00
700-799	305.00-358.00	345.83	358.00	600-699	210.00-320.00	269.75	330.00
600-699	290.00-355.00	317.98	370.00	500-599	220.00-360.00	271.10	360.00
500-599	290.00-372.50	325.22	405.00	400-499	235.00-345.00	278.13	345.00
400-499	275.00-405.00	344.41	425.00				

Stocker sale at Ontario Stockyards Inc: **August 10, 2023: 261 Stockers**

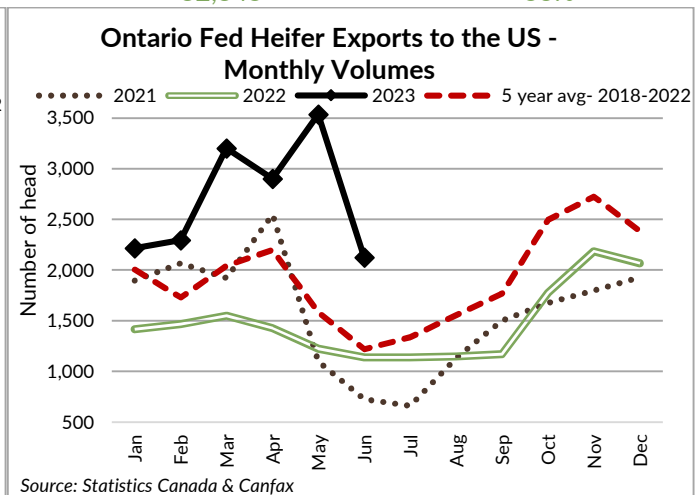
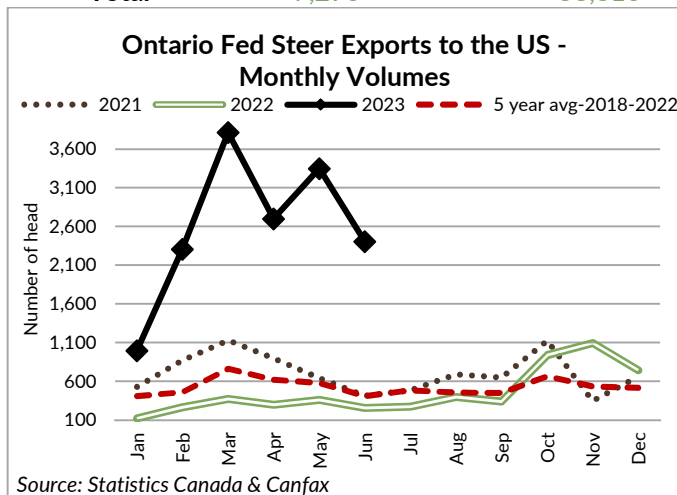
Steers	Price Range	Average	Top	Heifers	Price Range	Average	Top
900-999	270.00-305.00	287.14	305.00	800-899	242.50-288.00	266.32	288.00
800-899	290.00-241.00	231.39	341.00	700-799	307.50-339.00	324.34	339.00
700-799	280.00-335.00	307.33	342.50	600-699	272.50-275.00	322.86	375.00
600-699	340.00-411.00	377.60	411.00	500-599	295.00-336.00	315.38	336.00
500-599	370.00-428.00	403.27	432.50	400-499	272.50-350.00	325.81	379.00
400-499	385.00-467.50	423.53	467.50	300-399	275.00-390.00	337.50	390.00
399-	320.00-490.00	442.14	490.00				

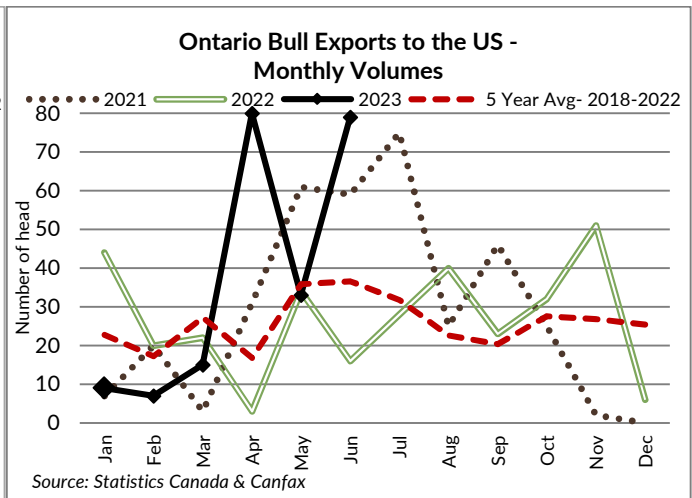
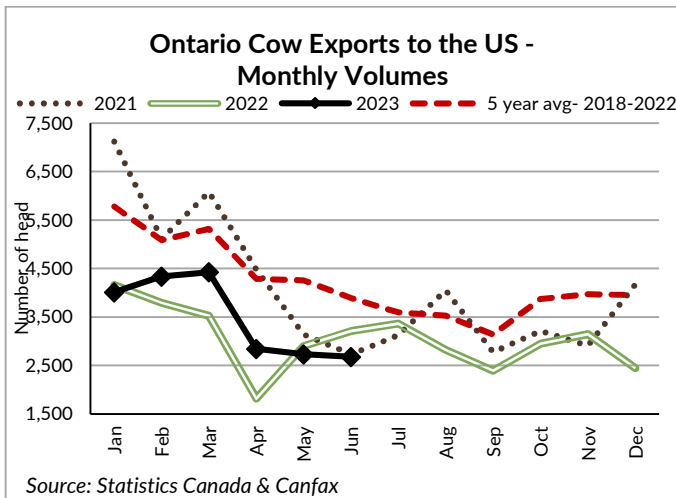
**WEEKLY LIVE CATTLE EXPORTS-ONTARIO**

	Week ending July 22, 2023	Week ending July 15, 2023	Year to Date
Total live slaughter cattle exported through Ontario ports to the U.S.	1,783	1,605	72,999
Steers & Heifers & Cows	1,686	1,523	70,111
Bulls	97	82	2,888

**MONTHLY LIVE CATTLE EXPORTS TO THE U.S. FROM ONTARIO (Canfax/Stats Canada)**

	June 2023	YTD 2023	Jan 1-June 2022	% change from 2022
Steers	2,406	15,577	1,685	+824%
Heifers	2,124	16,270	8,227	+98%
Cows	2,681	21,030	19,414	+8%
Bulls	79	223	139	+60%
Feeders	0	510	2,880	-82%
Total	7,290	53,610	32,345	+66%





**CANADIAN- FEDERALLY INSPECTED PROCESSING-Canfax/CBGA -Updates unavailable**

	Week Ending July 29, 2023	# of hd change from week ago	YTD	% Change (Week Ago)	% Change (Year Ago)
Grand Total	60,847	-574	1,793,410	-1%	-5%
Western Processing	49,037	+8	1,424,275	+5%	-5%
Eastern Processing	11,810	-582	369,135	-5%	-6%

**ONTARIO- FEDERALLY INSPECTED PROCESSING-Canfax/CBGA -Updates unavailable**

	Week Ending July 29, 2023	# of hd change from week ago	YTD	% Change (Week Ago)	% Change (Year Ago)
Grand Total	10,208	-587	321,763	-5.4%	-8.8%

**AVERAGE CARCASS WEIGHTS - CANADA-Canfax/CBGA-Updates unavailable**

	Steers	Heifers
July 29, 2023	897	819
July 22, 2023	891	803
July 30, 2022	904	816

**AVERAGE CARCASS WEIGHTS - ONTARIO-Canfax/CBGA-Updates unavailable**

	Steers	Heifers
July 29, 2023	937	830
July 22, 2023	934	815
July 30, 2022	927	817

**USDA ESTIMATED CATTLE PROCESSING VOLUME**

	Week Ending August 12, 2023	Previous Week	Year Ago
Grand Total	603,000	613,000	645,000

**QUEBEC ELECTRONIC AUCTION MARKET (F.O.B. THE FEEDLOT)**

	Price	Change from Last Week
For the week ending August 10, 2023	394.50-404.25	-11.41

## ALBERTA DIRECT TRADE

Alberta's direct trade: for the week ending August 10, 2023

Steers	Live- FOB	234.00	Rail - FOB	391.50
Heifers	Live- FOB	234.00	Rail - FOB	388.00-391.50

## U.S. TRADE (U.S. funds)

The U.S. cash cattle trade: for the week ending August 10, 2023

Choice and Select Steers and Heifers:	Live	186.00-190.00- limited volumes
	Rail	292.00-300.00- limited volumes

## U.S. BOXED BEEF CUT-OUT VALUES (U.S. funds)

	Choice 600-900	Select 600-900
Current Five Day Average	302.25	276.72

## BEEF EXPORTS – CANADA (AAFC)

	United States Jan 1- May 31/2023	Change from last year YTD	Mexico Jan 1- May 31/2023	Change from last year YTD
Total	147,424 tonnes	+2% or +3,091 tonnes	14,301 tonnes	+31% or +3,392 tonnes
	Japan Jan 1- May 31/2023	Change from last year YTD	South Korea Jan 1- May 31/2023	Change from last year YTD
Total	20,274 tonnes	-25% or -6,850 tonnes	7,712 tonnes	-28% or -3,075 tonnes
	Viet Nam Jan 1- May 31/2023	Change from last year YTD	<b>Total Beef Exports</b> Jan 1- May 31/2023	Change from last year YTD
Total	6,412 tonnes	+12% or +682 tonnes	203,916 tonnes	-2% or -3,166 tonnes

## LIVE CATTLE – CANADA (AAFC)

IMPORTS	Import % change from 2022 YTD		EXPORTS		Export % change from 2022 YTD
Jan 1- May 31/2023			Jan 1- July 22/2023		
Pure bred	5,130	-20%	Slaughter steers & heifers & cows	258,811	-7%
Non-pure bred	108,590	+20%	Feeder cattle & calves	89,380	-36%
			Bulls	17,022	-17%

## BEEF IMPORTS – CANADA (AAFC)

	Jan 1 – July 29, 2023	Last Year Same Time	% Change
United States	62,280 tonnes	61,851 tonnes	+1%
Australia	6,954 tonnes	5,497 tonnes	+26%
Mexico	6,400 tonnes	6,387 tonnes	+0%
Non-CUSMA	22,441 tonnes	21,408 tonnes	+5%
EU-27 (beef/veal total)	5,110 tonnes	9,322 tonnes	-45%
Total	98,795 tonnes	99,570 tonnes	-1%

## BEEF PRODUCTION – CANADA (AAFC)

	Jan 1 – July 29, 2023	Last Year Same Time	% Change
Fed	597,629 tonnes	650,756 tonnes	-8%
Non-fed	98,314 tonnes	92,497 tonnes	+6%

## CHICAGO MERCANTILE EXCHANGE

Closing quotes on futures **today** were as follows:

Live Cattle			Feeder Cattle			Corn		
Aug	180.37	-0.72	Aug	247.75	-0.25	Sep	4.744	-8.6
Oct	181.32	-1.20	Sep	251.45	-0.12	Dec	4.872	-9.0
Dec	185.45	-1.15	Oct	252.87	-0.45	Mar	5.012	-8.6
Feb	189.22	-0.77	Nov	253.27	-0.52	May	5.100	-8.2
Apr	191.62	-0.90	Jan	252.47	-0.40	Jul	5.146	-8.0
Jun	185.45	-0.87	Mar	253.57	-0.35	Sep	5.076	-6.0
Soybeans			Soft Red Winter Wheat			Canadian \$		
Aug	14.012	-10.6	Sep	6.266	-11.0	Spot	74.37	-0.15
Sep	13.372	-14.6	Dec	6.536	-10.0	Sep	74.40	-0.16
Nov	13.074	-10.6	Mar	6.800	-7.6	Dec	74.49	-0.16
Jan	13.172	-11.0	May	6.962	-6.4	Mar	74.58	-0.16
Mar	13.212	-10.2	Jul	7.030	-6.0	Jun	74.62	-0.16
May	13.250	-10.2	Sep	7.124	-5.4	Sep	74.61	-0.15

Beef Farmers of Ontario | Phone: 519.824.0334 | Fax: 519.824.9101 | Email: [markets@ontariobeef.com](mailto:markets@ontariobeef.com)

### Comments for the week ending August 10, 2023

Extremely light receipts of 189 fed steers and heifers sold through auction markets this week, down 100 head from the previous week and 171 fewer than the same week last year. Fed steers sold from \$218.66-\$240.05 averaging \$230.92 down \$1.38 cwt from the week before and \$49.42 stronger than last year at this time. Fed heifers ranged from \$207.75-\$235.47 averaging \$225.89 down \$3.46 from last week but \$53.00 above year ago prices. Auction markets reported trade as steady to slightly lower with quality a consideration and fewer good to choice cattle on offer. The market ended the week selling selectively at steady prices.

The Ontario railgrade market held fully steady this week with trade reported at \$389.00 cwt dressed for steers and \$388.00 cwt for heifers. From the previous Friday until Tuesday of this week delivery was reported as being scheduled for the week of August 28<sup>th</sup>. By Wednesday delivery was reported for the week of September 4<sup>th</sup>. U.S. packer interest was also noted. Last year at this time trade was extremely limited with just a couple of deals noted at \$306.00 cwt for steers with delivery the week of September 4<sup>th</sup> which is \$83.00 cwt below the current market with similar delivery times.

Ontario federal processing volumes as of July 29, 2023 are sitting at 323,763 head in total, down 8.2% from the same time last year and 7.8% below July 29, 2021. Weekly volumes have not been over 12,000 head this year with the exception of two weeks in January. Since mid-April weekly volumes processed federally in Ontario are averaging between 10,000-11,000 head per week with the exception of holiday weeks. In the mix, steers volumes processed at Ontario federal plants total 203,204 head as of July 29, 2023 down 9.6% from the same time in 2022 and 8.7% lower than July 29, 2021. Fed heifer volumes total 61,608 head as of July 29, 2023 down 9.7% from the same time last year and down 22% from July 29, 2021. Cull cow volumes processed federally in Ontario are sitting at 56,443 head as of July 29, 2023 down 1.2% from this time last year but up 14% from July 29, 2021. Exports of Ontario cattle to the U.S. for processing as of June 30, 2023 are up year over year with fed steer exports up 824% over last year with heifers up 98%. Cull cow export volumes to the U.S. are up 8% year over year as of June 30, 2023.

Lighter receipts of fed/cull cows sold through auction markets this week at 2,074 head, down 71 from the week before but 394 more than the same week last year. Cows sold from \$100.91-\$148.64 averaging \$122.29 up \$1.31 cwt from the previous week and \$23.27 stronger than year ago prices. Auction markets reported trade as steady to start. As the week progressed trade was steady to barely steady with one market noting Holsteins as steady and beef breeds slightly lower. By mid-week trade was reported as fully steady and ended the week on active trade at slightly stronger prices. 298 head of this week's offering were beef cows up 53 head from last week, averaging \$139.96 cwt up \$2.30 from the previous week's weighted average beef cow price.

Receipts of stocker and feeder cattle were slightly lower this week noting two auctions taking the week off. There were 1,950 head sold through auction markets down 229 head from the previous week and 478 fewer than the same week last year. 66 percent of this week's offering were steers with 64 percent of those 800 lbs and over. Auction markets reported trade as active at fully steady prices to start the week. By mid-week trade was active at stronger prices. By Thursday an excellent buyer demand was noted with a very strong market and stronger prices. Actual average prices this week saw steers 400-500 lbs up \$41.46 cwt from the week before, 500-600 lbs up \$34.64, 600-700 lbs up \$27.92, 700-800 lbs up \$27.90, 800-900 lbs up \$5.074, 900-1000 lbs down \$2.69 and steers 1000 lbs plus averaged \$6.18 cwt stronger than last week's weighted average prices. Heifers from 400-500 lbs were up \$9.87 on average, 500-600 lbs up \$12.60, 600-700 lbs up \$20.52, 700-800 lbs down \$2.93, 800-900 lbs up \$15.21 while heifers 900 lbs and over averaged \$7.01 lower than last week's weighted average prices.

The Quebec electronic market this week ranged from \$394.50-\$404.25 cwt dressed on a picked-up basis, down \$11.41 cwt from the previous week's trade where two provincial packers battled over the light offering resulting in inflated prices and not an accurate market trend.

Alberta direct trade this week saw a light test on Wednesday with prices steady to \$2.00 easier from \$388.00-\$393.00 cwt delivered on a dressed basis. Thursday saw light trade develop notes Canfax with dressed sales at \$393.00 delivered which is steady to last week. Live sales were reported around \$234.00 on a picked up basis which is down \$0.80 cwt from last week's weighted average price. Canfax reports: "Cattle that traded this week were being scheduled for the weeks of September 11th, 18th and 25th delivery. With longer pick up times some producers did sell more cattle than they initially planned on. At least one major packer will work this Saturday to make up for the Monday holiday."

The U.S. cash cattle trade for the week ending August 4th saw a few deals on Thursday in the north but the bulk of trade took place on Friday, late afternoon. In the south, trade ranged from \$178.00-\$181.00 live, mainly \$180.00 cwt up \$1.00 on average from the previous week's southern trade. In the north, deals ranged from \$183.00-\$190.00 live, mainly \$188.00-\$189.00 cwt up \$1.00-\$2.00 from the previous week's northern sales. On the rail northern trade ranged from \$292.00-\$297.00 dressed, most from \$294.00-\$295.00. Overall prices for the week, reported by the USDA Mandatory Price Report saw live steers averaging \$186.70 up \$1.89 with heifers averaging \$184.56 up \$0.37 cwt from the previous week on average. On the rail steers averaged \$295.14 up \$1.51 cwt with heifers averaging \$294.78 dressed up \$0.64 from the week before.

This week the market was untested until Wednesday where a couple of deals in Iowa were noted at \$188.00 cwt live which is steady and \$295.00-\$298.00 dressed, steady to \$3.00 cwt higher but not enough traded to establish any kind of market trend. Thursday saw a light scattered trade with prices in the south at \$186.00 live on some high grading heifers otherwise the market was quiet as most sellers passed bids of \$177.00 live. In the north a couple of deals were reported at \$188.00-\$190.00 live and \$295.00-\$300.00 dressed which is steady to \$3.00 cwt higher but again, not enough sold to establish a market. Today a light trade in Nebraska is reported at \$188.00 live and \$295.00 dressed which is fully steady to last week with a couple of deals in Iowa at \$298.00. Bids in the south are sitting at \$177.00 live but sellers are not interested. Asking prices in the south are sitting firm at \$182.00 live, with the north at \$297.00 dressed. Spreads of \$5.00 between bids and asking prices in the south could result in very late day trade, if any at all unless one side gives in.