



## WEEKLY MARKET INFORMATION REPORT – FOR THE WEEK ENDING THURSDAY AUGUST 24, 2023

The following information is collected from various sources and disseminated by Beef Farmers of Ontario.

### ONTARIO DIRECT TO PACKER RAILGRADE CATTLE TRADE

Prices are on a carcass weight basis before grade and weight discounts:

A Grade Steers	389.00
A Grade Heifers	388.00

### ONTARIO LIVE CATTLE TRADE

Ontario auction sales this week saw weighted average price ranges for:

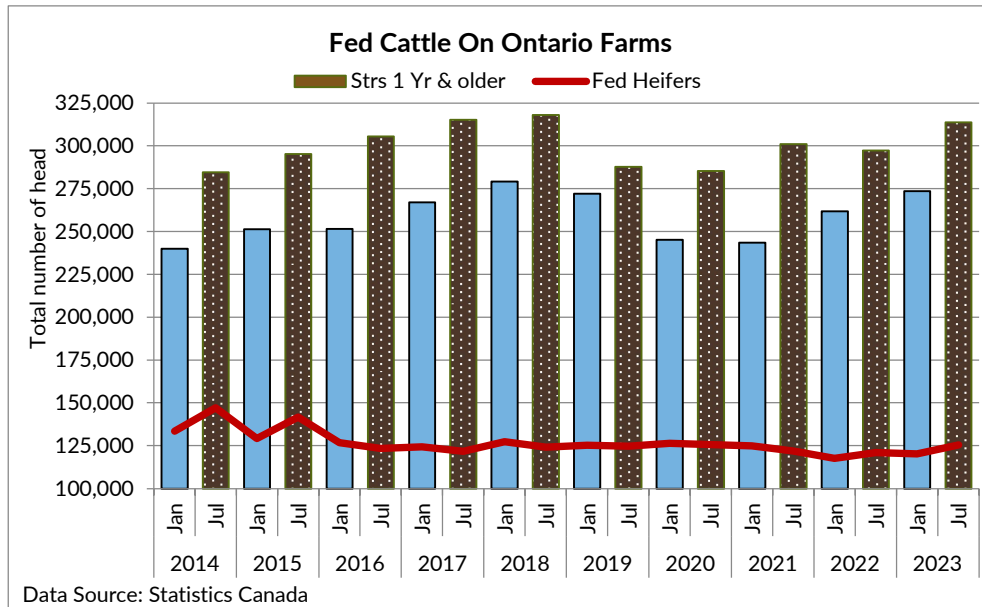
FED CATTLE	Volume	Price Range	Average	Top	Last Week Avg
Large Frame Steers +1250	65	211.01-238.44	228.83	250.00	225.19
Medium Frame Steers +1250	58	222.01-236.56	231.05	248.00	226.18
Large & Medium Frame Steers +1250	123	223.00-237.05	232.77	250.00	228.43
Large Frame Heifers +1000	51	214.31-237.59	231.15	246.00	230.32
Medium Frame Heifers +1000	109	217.83-235.99	228.25	254.50	232.22
Large & Medium Frame Heifers +1000	160	219.46-237.36	229.71	254.50	231.66
Fed steers, Dairy & Dairy Cross +1250	40	191.08-207.30	198.12	225.00	195.54
Fed heifers, Dairy & Dairy Cross +1000	116	151.88-207.24	182.81	232.00	172.06
Cows - All Weights	1,873	108.19-159.36	129.91	209.00	123.51
Bulls - All Weights	86	139.82-182.52	164.67	210.00	161.56

#### STOCKERS - Large and Medium Frame

STEERS	Volume	Price Range	Average	Top	Last Week Avg
1000+	628	271.98-298.08	286.34	302.50	296.94
900-999	258	292.79-312.95	302.19	321.00	315.44
800-899	176	258.47-327.08	303.68	335.00	307.35
700-799	162	246.40-341.29	298.87	405.00	335.68
600-699	214	261.32-371.60	322.26	440.00	365.40
500-599	148	289.32-407.67	360.45	441.00	393.61
400-499	78	331.31-436.92	393.37	490.00	407.25
-399	52	277.55-483.99	382.30	700.00	371.12

#### STOCKERS - Large and Medium Frame

HEIFERS	Volume	Price Range	Average	Top	Last Week Avg
+900	320	230.15-271.55	248.56	294.00	257.88
800-899	170	241.32-285.57	269.58	301.00	282.50
700-799	163	218.57-300.49	270.21	330.00	292.15
600-699	195	235.68-309.29	273.24	341.00	317.02
500-599	109	220.55-350.70	297.53	395.00	334.28
400-499	87	267.79-359.05	319.11	417.00	313.62
300-399	35	239.97-343.97	300.76	385.00	272.87
-299	9	356.67-407.78	381.67	490.00	315.37



At Kawartha Lakes Community Sale Barn: **August 19, 2023- 153 cows, 6 bulls, 57 veal**

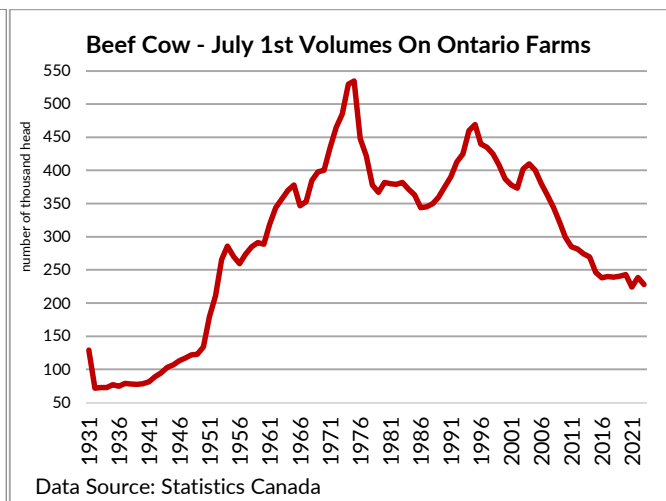
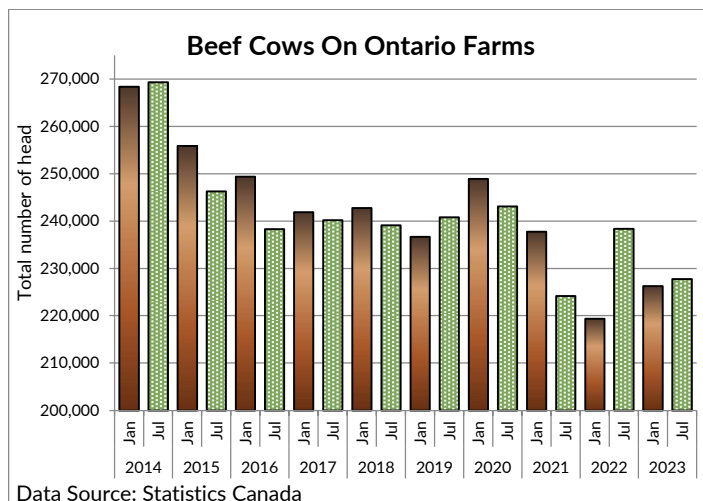
	Price Range	Avg.	Top
<b>Cows</b>	119.00-173.00	138.49	186.00
<b>Veal Calves 600 lbs+</b>	155.00-245.00	188.06	250.00
<b>Veal Calves 125 lbs -</b>	130.00-500.00	236.93	600.00

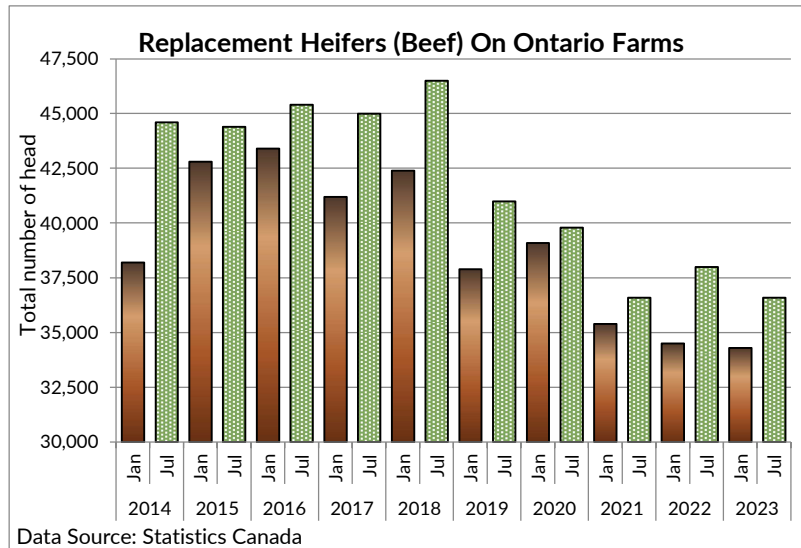
At Denfield Livestock Exchange Inc.: **August 22, 2023: 171 Fed Cattle, 2 Stockers, 4 Veal, 52 Cows, 2 Bulls**

	Price Range	Average	Top
<b>Large &amp; Medium Frame Fed Steers +1250 lbs</b>	231.50-238.50	236.51	250.00
<b>Large &amp; Medium Frame Fed Heifers +1000 lbs</b>	229.00-241.25	235.29	254.50
<b>Cows</b>	110.00-180.00	143.90	194.00
<b>Veal +600 lbs</b>	120.00-189.00	168.75	189.00

At Aylmer Stockyards Inc.: **August 23, 2023 - 17 Veal, 197 Cows, 45 Fed cattle, 16 Stockers, 3 Bulls**

	Price Range	Average	Top
<b>Fed Heifers, dairy &amp; dairy cross 1000+ lbs</b>	130.00-210.99	175.89	210.99
<b>Cows</b>	104.00-172.99	133.40	200.00
<b>Veal 600+ lbs</b>	175.00-227.49	200.19	227.49





## ONTARIO STOCKER & FEEDER TRADE

Stocker sale at Brussels Livestock: **August 18, 2023- 764 Stockers**

Steers	Price Range	Average	Top	Heifers	Price Range	Average	Top
1000+	279.00-300.00	291.49	302.50	900+	227.50-270.00	245.11	294.00
900-999	296.00-315.00	306.04	321.00	800-899	246.00-297.00	271.17	297.00
800-899	274.00-334.00	313.18	334.00	700-799	256.00-285.00	269.94	302.00
700-799	282.50-360.00	331.88	367.00	600-699	254.00-310.00	266.01	341.00
600-699	320.00-392.00	366.92	418.00	500-599	250.00-370.00	315.83	370.00
500-599	295.00-340.00	329.38	441.00	400-499	240.00-415.00	296.00	415.00

Stocker sale at Kawartha Lakes Community Sale Barn: **August 19, 2023- 93 Stockers**

Steers	Price Range	Average	Top	Heifers	Price Range	Average	Top
700-799	155.00-275.00	234.21	275.00	700-799	210.00-260.00	251.55	260.00
600-699	150.00-285.00	248.24	285.00	600-699	240.00-292.50	271.86	292.50
500-599	330.00-350.00	344.10	350.00	500-599	200.00-330.00	270.37	330.00
				400-499	235.00-345.00	261.04	345.00

Stocker sale at Community Livestock Exchange: **August 22, 2023: 117 Stockers**

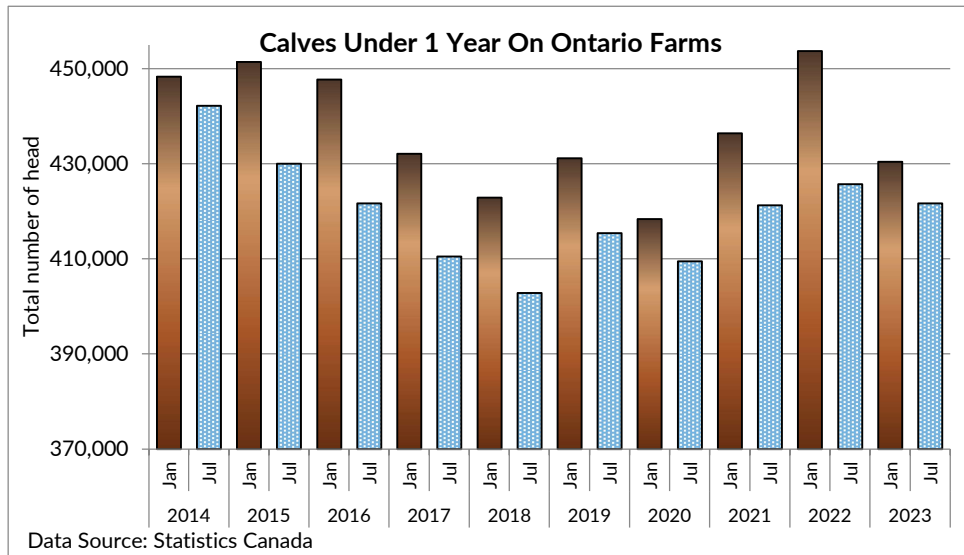
Steers	Price Range	Average	Top	Heifers	Price Range	Average	Top
700-799	289.99-322.50	309.39	322.50	600-699	189.99-317.49	260.89	317.49
600-699	169.99-360.00	277.30	360.00	500-599	197.50-335.00	254.89	335.00
500-599	350.00-422.49	386.90	422.49	400-499	185.00-360.00	321.60	360.00
400-499	350.00-479.99	453.50	479.99				

Stocker sale at Renfrew Pontiac Livestock: **August 22, 2023: 373 Stockers**

Steers	Price Range	Average	Top	Heifers	Price Range	Average	Top
900-999	250.00-302.99	291.59	302.99	800-899	227.49-295.00	284.20	295.00
800-899	202.49-335.00	303.20	335.00	700-799	189.99-322.00	297.19	322.00
700-799	239.99-366.99	330.20	366.99	600-699	235.00-329.99	3054.39	329.99
600-699	293.99-383.99	351.29	383.99	500-599	204.99-347.99	320.80	347.99
500-599	235.00-438.99	377.19	438.99	400-499	250.00-354.99	322.99	354.99
400-499	337.50-441.99	388.09	441.99	300-399	175.00-375.00	286.60	375.00
399-	335.00-465.00	391.59	465.00				

Stocker sale at Ontario Livestock Exchange: **August 23, 2023: 679 Stockers**

Steers	Price Range	Average	Top	Heifers	Price Range	Average	Top
1000+	274.00-301.00	287.99	301.00	900+	256.00-291.50	275.56	291.50
900-999	299.00-315.00	304.06	315.00	800-899	252.50-254.00	252.88	254.00
800-899	308.00-328.00	312.05	328.00				



**Stocker sale at Ontario Livestock Exchange: August 24, 2023: 330 Stockers**

Steers	Price Range	Average	Top	Heifers	Price Range	Average	Top
1,000+	232.50-255.00	251.46	255.00	900+	220.00-255.00	235.33	255.00
900-999	235.00-292.50	258.75	292.20	800-899	230.00-267.50	253.38	267.50
800-899	215.00-320.00	277.50	320.00	700-799	185.00-292.50	230.30	305.00
700-799	220.00-330.00	258.93	405.00	600-699	185.00-302.50	234.13	330.00
600-699	215.00-387.50	288.42	440.00	500-599	212.50-320.00	268.93	375.00
500-599	200.00-415.00	322.33	415.00	400-499	255.00-350.00	294.44	355.00
400-499	235.00-430.00	320.70	490.00	300-399	170.00-250.00	208.75	265.00
399-	235.00-355.00	282.50	355.00	299-	325.00-360.00	346.25	360.00

**Stocker sale at Ontario Stockyards Inc: August 24, 2023: 307 Stockers**

Steers	Price Range	Average	Top	Heifers	Price Range	Average	Top
1,000+	157.50-272.50	232.50	272.50	900+	219.00-249.00	238.63	249.00
900-999	212.00-280.00	245.50	280.00	800-899	275.00-301.00	287.17	301.00
800-899	276.00-322.50	306.57	322.50	700-799	257.50-330.00	294.79	330.00
700-799	281.00-350.00	308.83	380.00	600-699	265.00-334.00	300.71	335.00
600-699	276.00-370.00	328.52	425.00	500-599	300.00-395.00	337.60	395.00
500-599	305.00-440.00	372.11	440.00	400-499	322.50-400.00	365.14	417.00
400-499	385.00-445.00	413.23	445.00	300-399	300.00-385.00	360.91	385.00
399-	370.00-470.00	430.55	470.00				

**Stocker sale at Ottawa Livestock Exchange: August 24, 2023: 79 Stockers**

Steers	Price Range	Average	Top	Heifers	Price Range	Average	Top
700-799	225.00-322.00	271.40	322.00	800-899	260.00-282.00	272.80	282.00
600-699	322.00-370.00	345.86	370.00	700-799	250.00-287.00	270.35	300.00
500-599	335.00-390.00	369.78	390.00	600-699	275.00-322.00	281.86	322.00
399-	415.00-470.00	433.33	470.00				

**WEEKLY LIVE CATTLE EXPORTS-ONTARIO**

	Week ending Aug 5, 2023	Week ending July 29, 2023	Year to Date
Total live slaughter cattle exported through Ontario ports to the U.S.	2,121	1,255	76,375
Steers & Heifers & Cows	2,016	1,169	73,296
Bulls	105	86	3,079

**CANADIAN- FEDERALLY INSPECTED PROCESSING-Canfax/CBGA (Civic holiday previous week)**

	Week Ending August 19, 2023	# of hd change from week ago	YTD	% Change (Week Ago)	% Change (Year Ago)
Grand Total	61,217	+8,441	1,965,822	+16%	-5%
Western Processing	48,994	+6,224	1,562,710	+15%	-5%
Eastern Processing	12,223	+2,217	403,112	+22%	-7%

**ONTARIO- FEDERALLY INSPECTED PROCESSING-Canfax/CBGA (Civic holiday previous week)**

	Week Ending Aug 19, 2023	# of hd change from week ago	YTD	% Change (Week Ago)	% Change (Year Ago)
Grand Total	10,785	+2,302	351,293	+28.6%	-9%

**AVERAGE CARCASS WEIGHTS – CANADA-Canfax/CBGA**

	Steers	Heifers
Aug 19, 2023	911	824
Aug 12, 2023	914	825
Aug 20, 2022	924	830

**AVERAGE CARCASS WEIGHTS – ONTARIO-Canfax/CBGA**

	Steers	Heifers
Aug 19, 2023	947	815
Aug 12, 2023	939	808
Aug 20, 2022	938	823

**USDA ESTIMATED CATTLE PROCESSING VOLUME**

	Week Ending August 26, 2023	Previous Week	Year Ago
Grand Total	626,000	616,000	678,000

**QUEBEC ELECTRONIC AUCTION MARKET (F.O.B. THE FEEDLOT)**

	Price	Change from Last Week
For the week ending August 24, 2023	391.25	-14.81

**ALBERTA DIRECT TRADE**

Alberta's direct trade: for the week ending August 24, 2023

Steers	Live- FOB	N/T	Rail - FOB	N/T
Heifers	Live- FOB	N/T	Rail - FOB	N/T

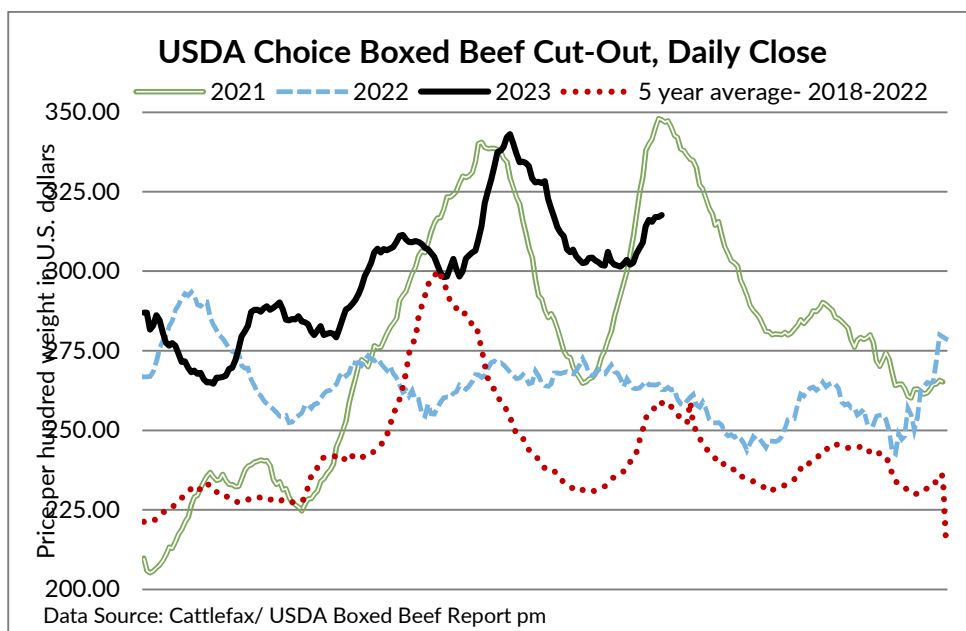
**U.S. TRADE (U.S. funds)**

The U.S. cash cattle trade: for the week ending August 24, 2023

Choice and Select Steers and Heifers:	Live	179.00-189.50
	Rail	290.00-295.00

**U.S. BOXED BEEF CUT-OUT VALUES (U.S. funds)**

	Choice 600-900	Select 600-900
Current Five Day Average	316.68	289.74



### BEEF EXPORTS – CANADA (AAFC)

	<i>United States</i>	<i>Change from last year YTD</i>	<i>Mexico</i>	<i>Change from last year YTD</i>
	<i>Jan 1- June 30/2023</i>		<i>Jan 1- June 30/2023</i>	
<b>Total</b>	<b>174,085 tonnes</b>	<b>+1% or +1,541 tonnes</b>	<b>16,651 tonnes</b>	<b>+34% or +4,192 tonnes</b>
	<i>Japan</i>	<i>Change from last year YTD</i>	<i>South Korea</i>	<i>Change from last year YTD</i>
	<i>Jan 1- June 30/2023</i>		<i>Jan 1- June 30/2023</i>	
<b>Total</b>	<b>24,459 tonnes</b>	<b>-29% or -9,982 tonnes</b>	<b>8,395 tonnes</b>	<b>-30% or -3,598 tonnes</b>
	<i>Viet Nam</i>	<i>Change from last year YTD</i>	<b>Total Beef Exports</b>	<i>Change from last year YTD</i>
	<i>Jan 1- June 30/2023</i>		<i>Jan 1- June 30/2023</i>	
<b>Total</b>	<b>7,170 tonnes</b>	<b>+4% or +287 tonnes</b>	<b>240,275 tonnes</b>	<b>-3% or -8,209 tonnes</b>

### LIVE CATTLE – CANADA (AAFC)

<i>IMPORTS</i>		<i>Import % change from 2022 YTD</i>	<i>EXPORTS</i>		<i>Export % change from 2022 YTD</i>
	<i>Jan 1- June 30/2023</i>			<i>Jan 1- Aug 5/2023</i>	
Pure bred	6,163	-27%	Slaughter steers & heifers & cows	272,831	-7%
Non-pure bred	138,092	+35%	Feeder cattle & calves	95,041	-35%
			Bulls	18,804	-15%

### BEEF IMPORTS – CANADA (AAFC)

	<i>Jan 1 – Aug 12, 2023</i>	<i>Last Year Same Time</i>	<i>% Change</i>
United States	66,638 tonnes	66,257 tonnes	+1%
Australia	7,879 tonnes	6,615 tonnes	+19%
Mexico	7,119 tonnes	5,913 tonnes	+20%
Non-CUSMA	24,245 tonnes	22,510 tonnes	+8%
EU-27 (beef/veal total)	5,446 tonnes	9,709 tonnes	-44%
<b>Total</b>	<b>105,775 tonnes</b>	<b>106,213 tonnes</b>	<b>-0%</b>

### BEEF PRODUCTION – CANADA (AAFC)

	<i>Jan 1 – Aug 12, 2023</i>	<i>Last Year Same Time</i>	<i>% Change</i>
Fed	635,227 tonnes	692,077 tonnes	-8%
Non-fed	104,152 tonnes	97,451 tonnes	+7%



## CHICAGO MERCANTILE EXCHANGE

Closing quotes on futures **today** were as follows:

Live Cattle			Feeder Cattle			Corn		
Aug	180.67	+0.82	Aug	247.62	+1.12	Sep	4.706	-1.4
Oct	181.17	+0.45	Sep	251.20	+0.45	Dec	4.880	-0.2
Dec	185.12	+0.60	Oct	253.97	+0.72	Mar	5.026	-0.2
Feb	189.20	+0.60	Nov	255.40	+1.05	May	5.110	+0.2
Apr	192.40	+0.82	Jan	254.67	+1.17	Jul	5.146	+0.2
Jun	186.45	+0.80	Mar	255.90	+1.07	Sep	5.072	+0.0
<b>Soybeans</b>			<b>Soft Red Winter Wheat</b>			<b>Canadian \$</b>		
Sep	13.810	+15.2	Sep	5.932	-10.6	Spot	73.56	-0.10
Nov	13.876	+16.0	Dec	6.216	-10.0	Sep	73.57	-0.11
Jan	13.992	+15.6	Mar	6.486	-9.2	Dec	73.67	-0.11
Mar	14.024	+15.0	May	6.652	-8.6	Mar	73.78	-0.11
May	14.024	+12.6	Jul	6.726	-8.4	Jun	73.84	-0.10
Jul	14.002	+11.2	Sep	6.824	-8.0	Sep	73.85	-0.10

Beef Farmers of Ontario | Phone: 519.824.0334 | Fax: 519.824.9101 | Email: markets@ontariobeef.com

### ONTARIO SPECIAL FALL STOCKER SALES

Aug 30	12:00 pm	Aylmer Stockyards Inc	Fall Stocker Sale
Aug 30	1:00 pm	Vankleek Hill Livestock Exchange	Fall Stocker Sale
Sep 1	7:00 pm	Cargill Auction Market	Charolais & Exotic Yearling Sale
Sep 2	1:00 pm	Maple Hill Auction Ltd	Ont. Autumn Angus Classic Female Sale
Sep 9	8:30 am	Rainy River Cattlemen's Sale-Stratton	Fall Stocker Sale (Cows & Bull included)
Sep 9	1:00 pm	Maple Hill Auction Ltd	Ont. Autumn Simmental Classic Female Sale
Sep 15	11:00 am	Community Livestock Exchange	Quinte Cattlemen's Special Fall Stocker Sale
Sep 19	10:00 am	Thessalon-Algoma Livestock Co-op	Fall Yearling Sale
Sep 23	11:00 am	Denfield Livestock Exchange	Vaccinated Calves & Yearlings

### Comments for the week ending August 24, 2023

Volumes of fed cattle this week were fully steady to the week before at 283 head, but 28 fewer than this time last year. Fed steers saw a trading range of \$223.00-\$237.05 with a weekly weighted average price of \$232.77 up \$4.34 cwt from the week before and \$52.86 stronger than last year at this time. Fed heifers sold from \$219.46-\$237.36 averaging \$229.71 down \$1.95 cwt from the previous week's trade but \$55.28 above year ago prices. Auction markets reported trade as active with prices holding steady. By week's end the market was reported as \$1.00 cwt higher.

The Ontario railgrade market has been in a holding pattern for five consecutive weeks with prices steady at \$389.00 dressed for steers and \$388.00 for heifers. Trade this week has been light with delivery reported for the week of September 11<sup>th</sup>. US packer interest was noted this week and there are reports of cattle being sold south of the border. This week's average price is up \$83.00 cwt from this time last year.

Stats Canada released the July 1, 2023 Cattle Inventory Report Wednesday afternoon. In Ontario, comparing July 1st to July 1<sup>st</sup> data, the volume of fed cattle on Ontario farms totaled 439,200 head up 5% from July 1, 2022 and is the largest volume since July 2018. In the mix steers are up 5.5% over the previous July 1st while heifers are 3.8% higher than July 1, 2022. The beef cow volume on Ontario farms on July 1, 2023 was 227,800 head, down 4.5% from July 1, 2022 and is the second lowest July 1st beef cow inventory since 1953. The Stats Canada inventory of beef replacement heifers on Ontario farms on July 1, 2023 was 36,600 head, which is 3.7% below July 1, 2022 inventories. The July 1, 2023 volume is the second lowest (fully steady to July 1, 2021) reported in the last ten years and even further back than 2009. The Stats Canada cattle inventory of calves under 1 year on Ontario farms on July 1, 2023 was 421,700 head, down 1% from July 1, 2022. The July 1, 2023 inventory is fully steady to July 1, 2016 with only July 1, 2022 larger in volume during that time period.

Receipts of fed/cull cows selling through auction markets this week were lighter with 1,873 head sold, down 329 head from the week before but 146 fewer than this time last year. Cows sold from \$108.19-\$159.36 with a weekly weighted average price of \$129.91 up \$6.40 cwt from the previous week and \$31.56 stronger than year ago prices. Auction markets reported a good demand with active trading and steady to mainly higher prices across the board. One market noted good quality beef cows as up to \$30.00 cwt higher and Holsteins up by \$15.00. 310 head this week were beef cows down 70 head from the previous week, averaging \$149.07 up \$12.15 cwt from the previous week's weighted average beef cow price.

Receipts of stocker and feeder cattle were lighter this week as two markets took the week off but full weekly sales will resume after the long weekend. There were 2,804 stocker and feeder cattle sold through auction markets this week down 281 head from the previous week but 211 more than last year at this time. Auction markets reported trade as steady to start. Mid-week trade saw heavier cattle selling on a steady market. By Thursday, calves were noted as strong on medium quality to higher on good quality cattle. Actual average prices this week saw steers from 400-500 lbs up \$26.05 cwt from the previous week, steers 500-600 lbs were up \$3.04, 600-700 lbs down \$17.35, 700-800 lbs down \$22.22, 800-900 lbs down \$8.94, 900-1000 lbs down \$13.25 and steers 1000 lbs plus averaged \$10.60 cwt easier than the previous week's weighted average prices. Heifers from 400-500 lbs were up \$32.33, 500-600 lbs up \$11.67, 600-700 lbs down \$3.65, 700-800 lbs up \$19.05, 800-900 lbs down \$12.92 and heifers 900 lbs and over averaged \$9.32 cwt lower than last week on average.

The Quebec electronic market this week was reported at \$391.25 cwt dressed on a picked-up basis, down \$14.81 cwt from the previous week's trade.

Alberta direct trade this week noted a larger offering. Wednesday saw a very light trade at \$388.00 cwt delivered on a dressed basis which is steady to the bottom of last week's sales. Canfax reported: "Competition on the cash market has moderated as packers seem to have a lot of cattle around them. There has been the odd report that packers are behind schedule picking cash cattle up that were sold a month ago." Thursday saw a few more cattle sell notes Canfax, with prices from \$388.00-\$390.00 delivered which is steady to \$2.00 lower than last week with delivery being scheduled for early October. Trade was too light to establish a price report for this week.

The U.S. cash cattle trade the week ending August 18th took place from Tuesday to Friday, with slightly easier prices. Trade in the south was from \$177.00-\$179.00 live, mainly \$179.00 down \$1.00 from the previous week. In the north trade ranged from \$290.00-\$298.00 dressed, most from \$293.00-\$295.00 which is steady to \$2.00 lower with live sales from \$186.00-\$188.00, steady to \$2.00 lower. Overall prices for the week, reported by the USDA Mandatory Price Report, saw live steers average \$185.04 down \$0.84 cwt from the previous week while live heifers averaged \$184.79 up \$0.53. On the rail steers averaged \$293.76 down \$1.84 with heifers averaging \$294.54 down \$0.69.

The U.S. cash cattle trade this week was scattered in the north until Thursday, where light to moderate business developed. Trade was reported from \$183.00-\$189.50 live, mainly \$185.00 with dressed deals from \$290.00-\$295.00, mainly \$292.00 which is \$2.00-\$3.00 easier. Today business in the north continues at prices steady to Thursday. The south was at a complete standstill until today where trade has finally surfaced at \$179.00 live which is fully steady to last week.