



WEEKLY MARKET INFORMATION REPORT – FOR THE WEEK ENDING THURSDAY AUGUST 31, 2023

The following information is collected from various sources and disseminated by Beef Farmers of Ontario.

ONTARIO DIRECT TO PACKER RAILGRADE CATTLE TRADE

Prices are on a carcass weight basis before grade and weight discounts:

A Grade Steers	389.00
A Grade Heifers	388.00

ONTARIO LIVE CATTLE TRADE

Ontario auction sales this week saw weighted average price ranges for:

FED CATTLE	Volume	Price Range	Average	Top	Last Week Avg
Large Frame Steers +1250	80	229.52-241.18	236.80	253.00	228.83
Medium Frame Steers +1250	64	223.73-237.53	231.93	242.50	231.05
-Large & Medium Frame Steers +1250	144	226.35-239.51	235.09	253.00	232.77
Large Frame Heifers +1000	69	213.10-236.48	229.23	249.00	231.15
Medium Frame Heifers +1000	130	220.31-241.40	231.38	260.00	228.25
Large & Medium Frame Heifers +1000	199	218.90-240.21	231.51	260.00	229.71
Fed steers, Dairy & Dairy Cross +1250	24	185.08-205.38	193.88	222.00	198.12
Fed heifers, Dairy & Dairy Cross +1000	116	142.69-201.64	178.42	231.00	182.81
Cows - All Weights	2,229	106.15-158.77	129.81	215.00	129.91
Bulls - All Weights	110	139.95-182.28	159.42	264.99	164.67

STOCKERS - Large and Medium Frame

STEERS	Volume	Price Range	Average	Top	Last Week Avg
1000+	672	288.78-310.54	300.57	316.00	286.34
900-999	347	305.69-322.80	315.45	331.00	302.19
800-899	259	301.58-346.24	325.37	370.00	303.68
700-799	262	300.21-359.06	334.21	377.50	298.87
600-699	240	316.31-394.20	354.09	435.00	322.26
500-599	257	323.65-436.89	387.76	465.00	360.45
400-499	80	285.22-411.33	355.86	486.00	393.37
-399	67	272.57-423.58	358.93	455.00	382.30

STOCKERS - Large and Medium Frame

HEIFERS	Volume	Price Range	Average	Top	Last Week Avg
+900	313	228.28-269.02	250.47	290.50	248.56
800-899	168	243.90-292.50	272.49	318.00	269.58
700-799	166	242.81-309.01	277.37	337.50	270.21
600-699	198	259.01-347.96	297.41	416.00	273.24
500-599	167	244.64-326.78	291.31	370.00	297.53
400-499	68	234.63-334.99	286.47	362.50	319.11
300-399	20	216.00-291.25	253.29	320.00	300.76
-299	5	286.50-319.50	308.50	415.00	381.67

At Kawartha Lakes Community Sale Barn: **August 26, 2023- 128 cows, 8 bulls, 37 veal, 20 stockers**

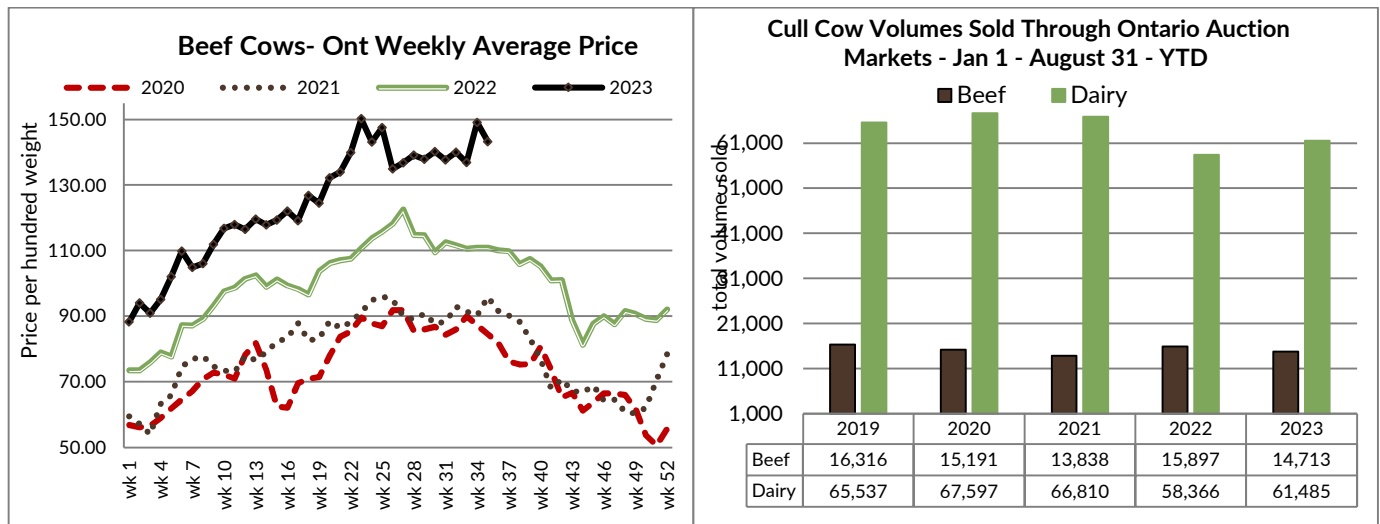
	Price Range	Avg.	Top
Cows	118.00-176.00	140.06	190.00
Bulls 1600 lbs +	158.00-193.00	175.00	193.00
Veal Calves 600 lbs+	150.00-192.50	168.46	192.50
Veal Calves 125 lbs -	125.00-575.00	291.51	580.00

At Denfield Livestock Exchange Inc.: **August 29, 2023: 184 Fed Cattle, 10 Stockers, 9 Veal, 62 Cows, 3 Bulls**

	Price Range	Average	Top
Large & Medium Frame Fed Steers +1250 lbs	232.00-240.50	237.88	245.50
Large & Medium Frame Fed Heifers +1000 lbs	233.00-243.00	238.27	256.00
Cows	100.00-151.00	127.74	198.00
Veal +600 lbs	164.00-206.00	190.63	206.00

At Aylmer Stockyards Inc.: **August 23, 2023 - 16 Veal, 218 Cows, 66 Fed cattle, 32 Stockers, 6 Bulls**

	Price Range	Average	Top
Fed Heifers, dairy & dairy cross 1000+ lbs	119.99-204.99	181.49	204.99
Cows	83.99-180.00	131.00	185.00
Veal 600+ lbs	161.00-260.00	203.10	260.00



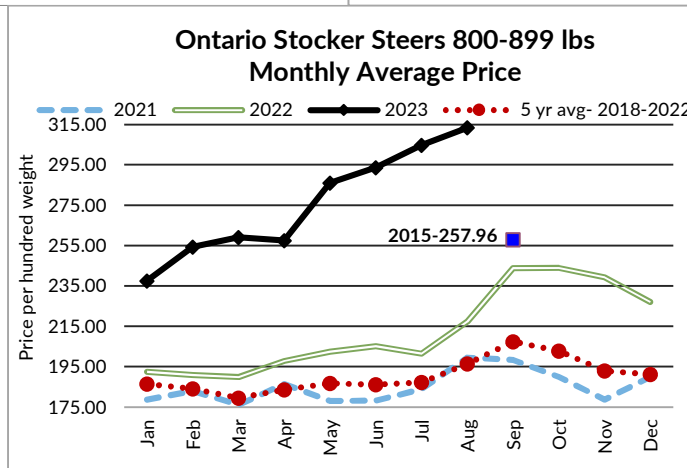
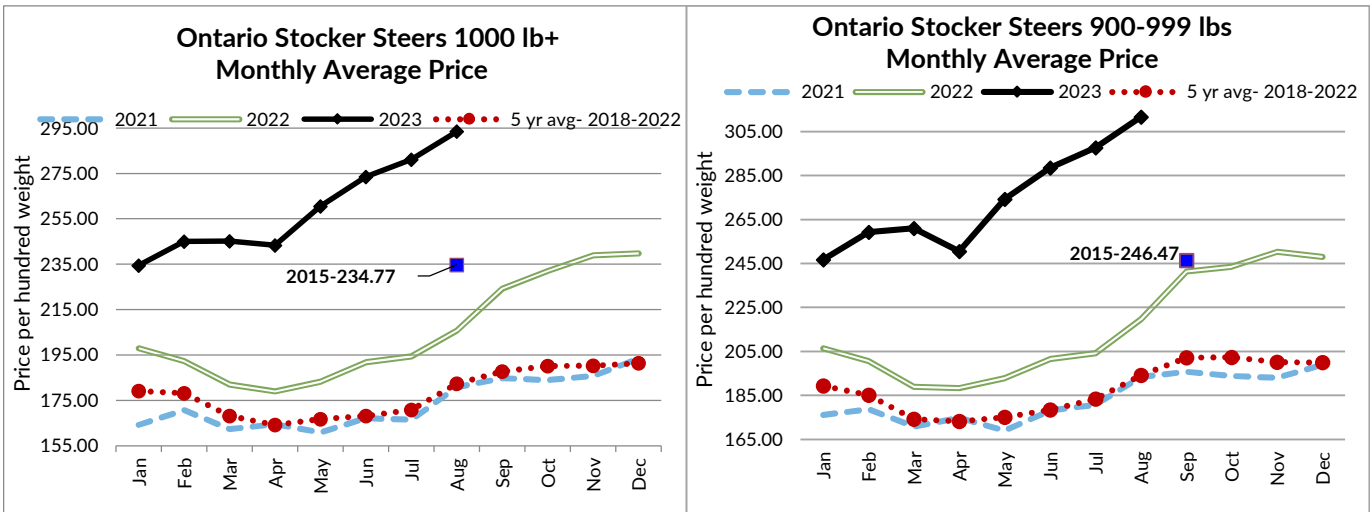
ONTARIO STOCKER & FEEDER TRADE

Stocker sale at Brussels Livestock: **August 25, 2023-801 Stockers**

Steers	Price Range	Average	Top	Heifers	Price Range	Average	Top
1000+	269.50-299.50	287.04	299.50	900+	237.00-176.00	257.11	290.50
900-999	289.00-322.00	307.60	324.00	800-899	280.00-312.75	295.37	318.00
800-899	293.00-340.00	324.89	340.00	700-799	227.50-293.00	272.74	337.50
700-799	321.50-271.50	348.73	371.50	600-699	262.50-282.00	272.25	282.00
600-699	351.00-395.00	371.50	412.50	500-599	240.00-330.00	300.18	345.00
500-599	360.00-433.00	396.33	433.00	400-499	235.00-342.00	291.80	342.00
400-499	245.00-427.00	350.30	427.00				
399-	300.00-432.00	396.33	432.00				

Stocker sale at Community Livestock Exchange: **August 29, 2023: 119 Stockers**

Steers	Price Range	Average	Top	Heifers	Price Range	Average	Top
600-699	279.99-354.99	319.9	354.99	800-899	229.99-299.00	285.49	299.00
500-599	229.99-429.99	371.89	429.99	700-799	262.50-314.99	293.19	314.99
400-499	300.00-486.00	429.19	486.00	600-699	182.49-320.00	179.80	320.00
				500-599	229.99-329.99	290.60	329.99
				400-499	144.99-325.00	235.09	325.00



Stocker sale at Keady Livestock Market: August 29, 2023: 663 Stockers

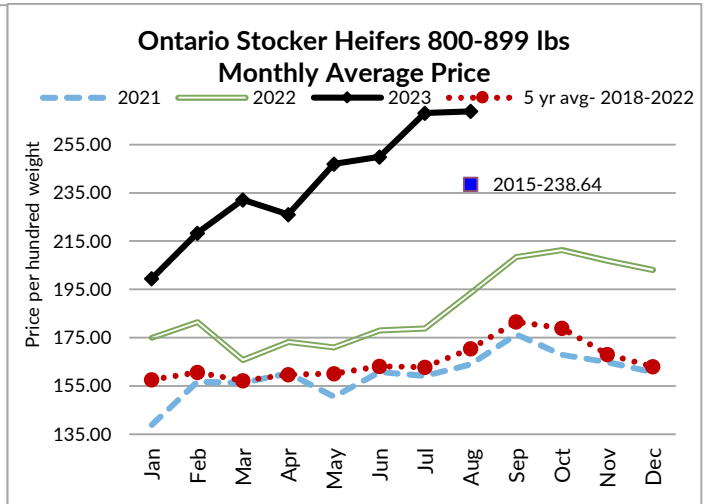
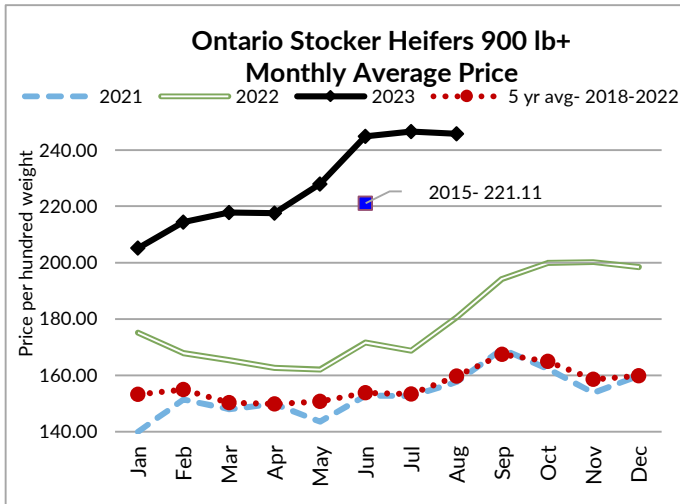
Steers	Price Range	Average	Top	Heifers	Price Range	Average	Top
900-999	319.00-331.00	322.56	331.00	900+	175.00-280.00	234.44	280.00
800-899	341.00-370.00	348.83	370.00	800-899	260.00-270.00	262.00	271.00
700-799	350.00-377.50	364.17	377.50	700-799	240.00-307.50	274.45	310.00
600-699	370.00-435.00	391.67	435.00	600-699	300.00-416.00	335.89	416.00
500-599	375.00-460.00	399.78	460.00	500-599	270.00-305.00	281.58	370.00
				400-499	300.00-362.50	341.67	362.50

Stocker sale at Renfrew Pontiac Livestock: August 29, 2023: 77 Stockers

Steers	Price Range	Average	Top	Heifers	Price Range	Average	Top
700-799	275.00-337.99	327.59	337.99	700-799	160.00-316.99	260.40	316.99
600-699	314.99-387.99	343.90	387.99	600-699	204.99-314.99	263.09	377.49
500-599	270.00-279.99	338.89	379.99	400-499	229.99-354.00	309.90	354.00
400-499	247.50-392.49	348.30	392.49				
399-	329.99-440.00	395.80	440.00				

Stocker sale at Ontario Livestock Exchange: August 30, 2023: 619 Stockers

Steers	Price Range	Average	Top	Heifers	Price Range	Average	Top
1000+	293.00-315.00	304.65	315.00	900+	222.50-240.00	233.83	240.00
900-999	310.00-321.00	318.05	321.00	800-899	260.00-306.00	286.30	306.00
800-899	265.00-294.00	286.75	294.00	700-799	267.50-275.00	270.00	275.00



Stocker sale at Vankleek Hill Livestock Exchange: August 30, 2023: 293 Stockers

Steers	Price Range	Average	Top	Heifers	Price Range	Average	Top
800-899	260.00-330.00	298.49	330.00	700-799	245.00-315.00	270.50	315.00
700-799	280.00-352.00	314.67	360.00	600-699	242.00-315.00	270.22	315.00
600-699	275.00-377.00	326.76	390.00	500-599	265.00-332.00	285.90	332.00
500-599	290.00-445.00	397.87	445.00	400-499	267.50-350.00	285.01	350.00
400-499	250.00-380.00	290.61	380.00	300-399	180.00-300.00	238.48	300.00
399-	290.00-455.00	384.57	455.00				

Stocker sale at Ontario Livestock Exchange: August 31, 2023: 329 Stockers

Steers	Price Range	Average	Top	Heifers	Price Range	Average	Top
1,000+	225.00-247.50	232.08	247.50	900+	205.00-249.00	233.93	255.00
900-999	265.00-300.00	288.33	300.00	800-899	175.00-255.00	225.56	270.00
800-899	212.50-304.00	263.60	304.00	700-799	200.00-320.00	267.73	320.00
700-799	240.00-375.00	322.95	375.00	600-699	215.00-312.50	274.00	312.50
600-699	305.00-400.00	357.92	400.00	500-599	230.00-330.00	289.90	330.00
500-599	345.00-465.00	414.92	465.00	400-499	230.00-300.00	261.00	330.00
400-499	320.00-400.00	356.36	430.00				
399-	280.00-410.00	357.14	420.00				

Stocker sale at Ontario Stockyards Inc: August 31, 2023: 231 Stockers

Steers	Price Range	Average	Top	Heifers	Price Range	Average	Top
1,000+	190.00-296.00	239.42	296.00	900+	235.00-270.00	250.71	270.00
900-999	220.00-294.00	279.20	294.00	800-899	210.00-295.00	266.73	295.00
800-899	295.00-338.00	324.47	338.00	700-799	290.00-334.00	306.64	334.00
700-799	225.00-347.00	307.89	368.00	600-699	282.50-332.50	306.95	339.00
600-699	265.00-347.50	315.79	365.00	500-599	222.50-349.00	294.03	357.50
500-599	315.00-395.00	348.32	415.00	400-499	230.00-342.50	294.25	342.50
400-499	317.50-390.00	344.44	390.00				
399-	227.50-400.00	296.50	400.00				

Stocker sale at Ottawa Livestock Exchange: August 31, 2023: 78 Stockers

Steers	Price Range	Average	Top	Heifers	Price Range	Average	Top
600-699	325.00-377.00	251.40	400.00	500-599	282.00-312.00	301.78	312.00
500-599	346.00-422.00	398.26	422.00	400-499	275.00-350.00	318.67	350.00
400-499	245.00-410.00	343.00	410.00				

WEEKLY LIVE CATTLE EXPORTS-ONTARIO

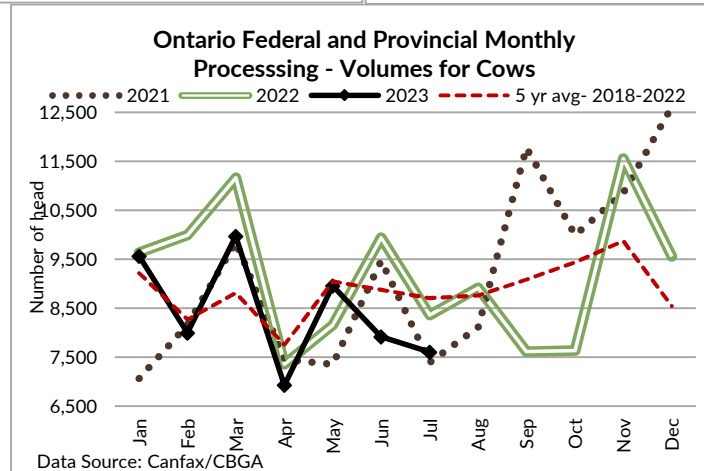
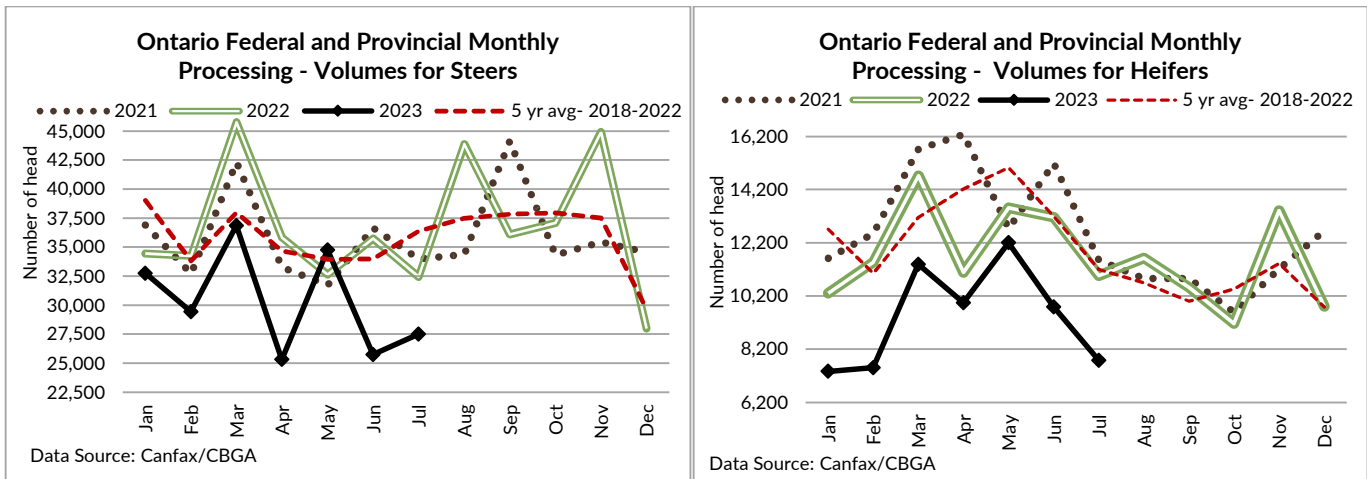
	Week ending Aug 12, 2023	Week ending Aug 5, 2023	Year to Date
Total live slaughter cattle exported through Ontario ports to the U.S.	2,470	2,121	78,845
Steers & Heifers & Cows	2,374	2,016	75,670
Bulls	96	105	3,175

CANADIAN- FEDERALLY INSPECTED PROCESSING-Canfax/CBGA

	Week Ending August 26, 2023	# of hd change from week ago	YTD	% Change (Week Ago)	% Change (Year Ago)
Grand Total	61,646	+429	2,027,468	+1%	-5%
Western Processing	48,741	-253	1,611,451	-1%	-5%
Eastern Processing	12,905	+682	416,017	+6%	-6%

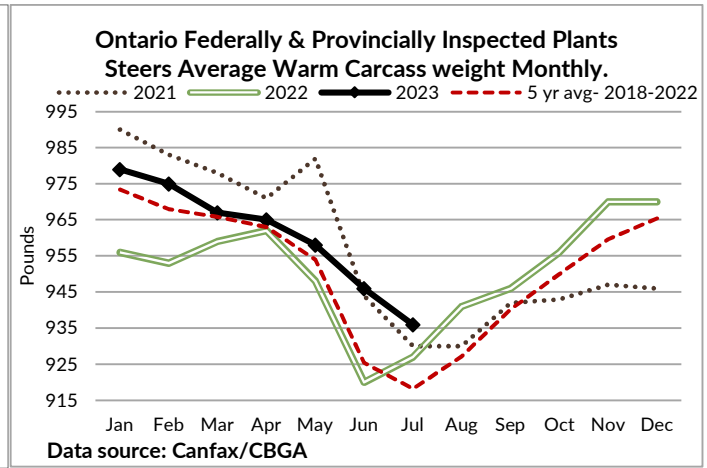
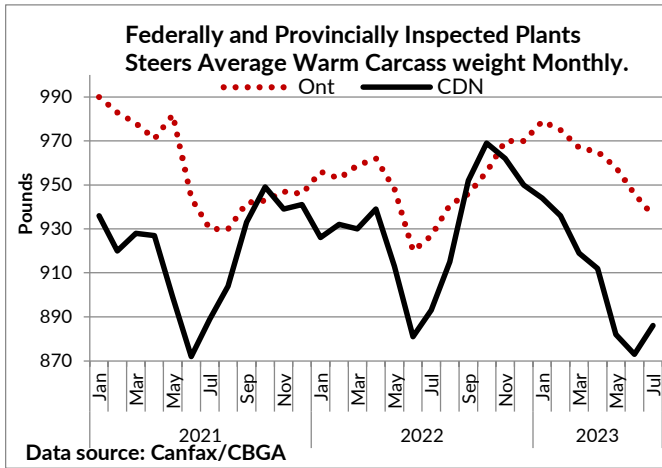
ONTARIO- FEDERALLY INSPECTED PROCESSING-Canfax/CBGA

	Week Ending Aug 19, 2023	# of hd change from week ago	YTD	% Change (Week Ago)	% Change (Year Ago)
Grand Total	10,785	+528	351,293	+4.9%	-9%



AVERAGE CARCASS WEIGHTS - CANADA-Canfax/CBGA

	Steers	Heifers
Aug 26, 2023	920	837
Aug 19, 2023	911	824
Aug 27, 2022	927	829



AVERAGE CARCASS WEIGHTS - ONTARIO-Canfax/CBGA

	Steers	Heifers
Aug 26, 2023	944	822
Aug 19, 2023	947	815
Aug 27, 2022	939	803

USDA ESTIMATED CATTLE PROCESSING VOLUME

	Week Ending	Previous Week	Year Ago
	September 2, 2023		
Grand Total	629,000	626,000	642,000

QUEBEC ELECTRONIC AUCTION MARKET (F.O.B. THE FEEDLOT)

	Price	Change from Last Week
For the week ending August 31, 2023	389.00	-2.25

ALBERTA DIRECT TRADE

Alberta's direct trade: for the week ending August 31, 2023

Steers	Live- FOB	230.00-231.25	Rail - FOB	386.50-388.50
Heifers	Live- FOB	N/T	Rail - FOB	N/T

U.S. TRADE (U.S. funds)

The U.S. cash cattle trade: for the week ending August 31, 2023

Choice and Select Steers and Heifers:	Live	178.00-186.00
	Rail	288.00-294.00

U.S. BOXED BEEF CUT-OUT VALUES (U.S. funds)

	Choice	Select
	600-900	600-900
Current Five Day Average	315.64	290.64

BEEF EXPORTS - CANADA (AAFC)

	United States	Change from last year YTD	Mexico	Change from last year YTD
	Jan 1- June 30/2023		Jan 1- June 30/2023	
Total	174,085 tonnes	+1% or +1,541 tonnes	16,651 tonnes	+34% or +4,192 tonnes
	Japan	Change from last year YTD	South Korea	Change from last year YTD
	Jan 1- June 30/2023		Jan 1- June 30/2023	
Total	24,459 tonnes	-29% or -9,982 tonnes	8,395 tonnes	-30% or -3,598 tonnes
	Viet Nam	Change from last year YTD	Total Beef Exports	Change from last year YTD
	Jan 1- June 30/2023		Jan 1- June 30/2023	
Total	7,170 tonnes	+4% or +287 tonnes	240,275 tonnes	-3% or -8,209 tonnes

LIVE CATTLE - CANADA (AAFC)

IMPORTS	Import % change from 2022 YTD	EXPORTS	Export % change from 2022 YTD
<i>Jan 1- June 30/2023</i>		<i>Jan 1- Aug 12/2023</i>	
Pure bred	6,163 -27%	Slaughter steers & heifers & cows	278,336 -8%
Non-pure bred	138,092 +35%	Feeder cattle & calves	97,121 -35%
		Bulls	19,716 -15%

BEEF IMPORTS - CANADA (AAFC)

	Jan 1 - Aug 19, 2023	Last Year Same Time	% Change
United States	68,643 tonnes	68,470 tonnes	0%
Uruguay	8,595 tonnes	6,634 tonnes	+30%
Mexico	7,535 tonnes	6,161 tonnes	+22%
Australia	6,659 tonnes	7,229 tonnes	-8%
Non-CUSMA	25,630 tonnes	22,803 tonnes	+12%
EU-27 (beef/veal total)	6,678 tonnes	10,028 tonnes	-33%
Total	110,848 tonnes	109,309 tonnes	+1%

BEEF PRODUCTION - CANADA (AAFC)

	Jan 1 - Aug 19, 2023	Last Year Same Time	% Change
Fed	656,248 tonnes	716,391 tonnes	-8%
Non-fed	107,065 tonnes	100,030 tonnes	+7%

CHICAGO MERCANTILE EXCHANGE

Closing quotes on futures **today** were as follows:

Live Cattle		Feeder Cattle		Corn	
Oct	180.15 -0.67	Sep	251.85 -1.42	Sep	4.646 +3.6
Dec	184.17 -0.62	Oct	254.65 -1.37	Dec	4.814 +3.2
Feb	188.32 -0.52	Nov	256.37 -1.27	Mar	4.964 +2.4
Apr	192.37 -0.30	Jan	255.42 -1.27	May	5.050 +2.4
Jun	186.75 -0.27	Mar	256.85 -1.07	Jul	5.086 +2.2
Aug	185.37 -0.20	Apr	259.80 -1.17	Sep	5.052 +2.0
Soybeans		Soft Red Winter Wheat		Canadian \$	
Sep	13.562 -3.6	Sep	5.674 -5.4	Spot	73.52 -0.45
Nov	13.692 +0.4	Dec	5.954 -6.4	Sep	73.54 -0.44
Jan	13.826 +0.6	Mar	6.220 -6.6	Dec	73.64 -0.43
Mar	13.872 +2.0	May	6.390 -6.4	Mar	73.76 -0.42
May	13.892 +2.4	Jul	6.472 -7.2	Jun	73.82 -0.40
Jul	13.876 +2.4	Sep	6.582 -8.2	Sep	73.85 -0.39

Beef Farmers of Ontario | Phone: 519.824.0334 | Fax: 519.824.9101 | Email: markets@ontariobeef.com

ONTARIO STOCKER & FEEDER SPECIAL FALL SALES

Sep 1	7:00 pm	Cargill Auction Market	Charolais & Exotic Yearling Sale
Sep 2	1:00 pm	Maple Hill Auction Ltd	Ont. Autumn Angus Classic Female Sale
Sep 9	8:30 am	Rainy River Cattlemen's Sale-Stratton	Fall Stocker Sale (Cows & Bull included)
Sep 9	1:00 pm	Maple Hill Auction Ltd	Ont. Autumn Simmental Classic Female Sale
Sep 15	11:00 am	Community Livestock Exchange	Quinte Cattlemen's Special Fall Stocker Sale
Sep 19	10:00 am	Thessalon-Algoma Livestock Co-op	Fall Yearling Sale
Sep 23	11:00 am	Denfield Livestock Exchange	Vaccinated Calves & Yearlings

Comments for the week ending August 31, 2023

There were 343 fed steers and heifers sold through auction markets this week up 60 head from the previous week and 30 more than this time last year. Fed steers ranged from \$226.35-\$239.51 cwt averaging \$235.09 up \$2.32 cwt from the week before and \$54.45 higher than year ago prices. Fed heifers sold from \$218.90-\$240.21 cwt with a weekly weighted average price of \$231.51 up \$1.80 from last week and \$54.85 stronger than this time last year. Auction markets reported trade as steady to fully steady and higher in spots and ended the week actively at strong prices.

The Ontario railgrade market continued to trend sideways again this week but on limited volume. Steers were reported at \$389.00 dressed with heifers at \$388.00 cwt. Producers reported that delivery was being scheduled for the week of September 11th but sellers were not jumping at the prices. U.S. packer interest was also reported this week. This week's average price continues at \$83.00 cwt stronger than this time last year.

The Boxed Beef Report by Kevin Grier note last week's beef market overview: "Buyers in the U.S. have been fearful about supplies. Canadian buyers for their part are afraid that U.S. buyers are afraid. As usual Canadian demand is just so-so compared to the U.S., but Canadian buyers have to react to what U.S. buyer do. The weak dollar adds to the sting. The source of the U.S. fear relates to packer efforts to stem the slide in the cutout. The cutout fell for several weeks in a row during June and July. Packers reacted rationally by cutting kills in late July and August (or perhaps the cattle weren't there). In any event buyers, who still needed regular business product let alone Labor Day needs, reacted by paying higher and higher asking prices the last two weeks. Now, however, they are covered, and the meat is on the books. In the meantime, demand is still very good. The data indicates it is running as good or better than last year; but it is weakening week by week. In addition, now that buyers have the high-priced inventory on the books, the question is: will they increase prices again?" Kevin also notes: "Packers in Canada are in good shape. The U.S. draw has been very good, and packers have kept clean."

2,229 fed/cull cows sold through auction markets this week up 356 head from the week before and 563 more than the same time last year. Cows this week ranged from \$106.15-\$158.77 averaging \$129.81 down \$0.10 from the previous week and \$30.14 cwt higher than last year at this time. Auction markets reported trade as steady to fully steady for the most part, with a couple of markets noting prices steady to stronger. In this week's offering there were 383 beef cows sold, up 73 head from the previous week averaging \$143.22 cwt down \$5.85 from last week's weighted average beef cow price.

Receipts of stocker and feeder cattle were up this week by 485 head at 3,289 with all auction markets regular sales resuming. This week's offering was 696 head above this time last year. Special fall stocker sales will be starting to surface in the coming weeks. Auction markets reported trade as strong with good quality calves trading fully steady while medium quality was just steady. Heavier cattle were reported as fully steady to stronger/higher on good demand. Actual average prices this week saw steers from 400-500 lbs down \$37.51 cwt on average, steers 500-600 lbs were up \$27.31, 600-700 lbs up \$31.83, 700-800 lbs up \$35.34, 800-900 lbs up \$21.69, 900-1000 lbs up \$13.26 and steers 1000 lbs and over averaged \$14.23 cwt higher than last week on average. Heifers from 400-500 lbs were down \$32.64 cwt on average, 500-600 lbs down \$6.22, 600-700 lbs up \$24.17, 700-800 lbs up \$7.16, 800-900 lbs up \$2.91 cwt and heifers 900 lbs and over averaged \$1.91 cwt higher than last week's weighted average prices.

The Quebec electronic market this week was reported at \$389.00 cwt dressed on a picked-up basis, down \$2.25 cwt from the previous week's trade.

Alberta direct trade was light this week with trade reported from \$388.00-\$390.00 delivered on a dressed basis which is fully steady to last week. Canfax noted some live trade from \$230.00-\$231.25 cwt on a picked-up basis. Canfax reports that "Premiums have been noted if cattle grade over 70% AAA. Competition on the cash market remains limited but buying interest has been noted from all three western Canadian packers. Cattle that traded were being scheduled for anywhere from mid-September to early October delivery, depending on which packer bought the cattle."

The U.S. cash cattle trade the week ending August 26th was light to moderate with business in the south fully steady to the previous week from \$178.00-\$179.00 live, majority at \$179.00 cwt. In the north trade ranged from \$183.00-\$191.00 live, mainly \$185.00 cwt down \$2.00-\$3.00. On the rail trade for the week ranged from \$290.00-\$295.00 dressed, mainly \$292.00-\$293.00 cwt down \$1.00-\$2.00. Overall average prices for the week, reported by the USDA Mandatory Price Report saw live steers average \$182.75 cwt down \$2.29 while heifers averaged \$181.30 down \$3.49. On the rail steers averaged \$292.75 dressed down \$1.01 on average while heifers averaged \$292.54 down \$2.00 cwt from the previous week's weighted average prices.

The U.S. cash cattle trade this week was scattered at best until Thursday with just a few deals here and there reported but not enough to establish a market. A few deals in the south were noted at \$179.00 live, fully steady to last week. The north saw a couple of deals from \$184.00-\$186.00 live, steady to last week while dressed trade in Iowa was noted at \$290.00 which is \$2.00-\$3.00 easier. Thursday, light to moderate trade developed with business in the south from \$178.00-\$179.00 live, most at \$179.00 which is steady to the previous week. In the north, trade ranged from \$288.00-\$294.00 dressed, mostly \$290.00-\$292.00 which is \$1.00-\$3.00 cwt lower. Some live trade in the north was noted from \$182.00-\$186.00 which is steady to \$2.00 cwt lower. Some light clean-up trade today is steady to the week's market.