



WEEKLY MARKET INFORMATION REPORT – FOR THE WEEK ENDING THURSDAY SEPTEMBER 7, 2023

The following information is collected from various sources and disseminated by Beef Farmers of Ontario.

ONTARIO DIRECT TO PACKER RAILGRADE CATTLE TRADE

Prices are on a carcass weight basis before grade and weight discounts:

A Grade Steers	389.00
A Grade Heifers	388.00

ONTARIO LIVE CATTLE TRADE

Ontario auction sales this week saw weighted average price ranges for:

FED CATTLE	Volume	Price Range	Average	Top	Last Week Avg
Large Frame Steers +1250	30	226.07-241.00	231.89	256.00	236.80
Medium Frame Steers +1250	55	207.27-238.51	229.55	251.00	231.93
-Large & Medium Frame Steers +1250	85	212.05-241.14	229.88	256.00	235.09
Large Frame Heifers +1000	34	195.54-234.79	219.10	243.00	229.23
Medium Frame Heifers +1000	85	220.37-235.25	229.10	254.50	231.38
Large & Medium Frame Heifers +1000	119	216.02-236.39	228.24	254.50	231.51
Fed steers, Dairy & Dairy Cross +1250	42	194.79-213.29	205.52	234.50	193.88
Fed heifers, Dairy & Dairy Cross +1000	123	144.44-207.53	183.45	235.75	178.42
Cows - All Weights	1,637	108.17-155.33	129.19	216.19	129.81
Bulls - All Weights	61	157.21-184.51	172.08	275.00	159.42

STOCKERS - Large and Medium Frame

STEERS	Volume	Price Range	Average	Top	Last Week Avg
1000+	541	281.77-307.52	294.86	316.00	300.57
900-999	374	294.39-321.82	309.11	332.50	315.45
800-899	205	293.02-334.07	316.77	354.00	325.37
700-799	326	310.06-367.50	336.82	400.00	334.21
600-699	241	313.03-395.92	353.93	454.00	354.09
500-599	182	313.16-413.36	373.18	445.00	387.76
400-499	117	315.13-447.11	399.72	481.00	355.86
-399	46	341.58-499.62	428.35	810.00	358.93

STOCKERS - Large and Medium Frame

HEIFERS	Volume	Price Range	Average	Top	Last Week Avg
+900	179	221.20-267.48	247.20	301.50	250.47
800-899	109	239.17-286.22	256.99	308.00	272.49
700-799	128	250.41-302.99	281.88	339.00	277.37
600-699	184	260.29-329.49	299.32	365.00	297.41
500-599	134	268.53-356.93	315.85	382.50	291.31
400-499	72	292.27-334.65	319.05	415.00	286.47
300-399	39	299.04-356.22	325.71	415.00	253.29
-299	8	360.00-413.75	387.50	590.00	308.50

At Kawartha Lakes Community Sale Barn: **September 2, 2023-130 cows, 3 bulls, 32 veal, 3 fed cattle, 13 stockers**

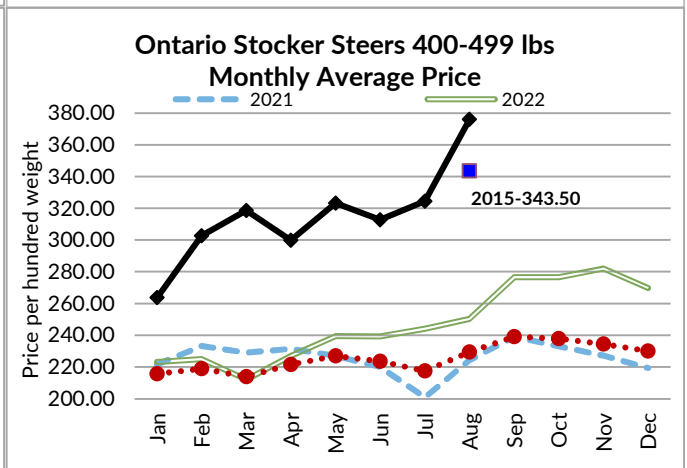
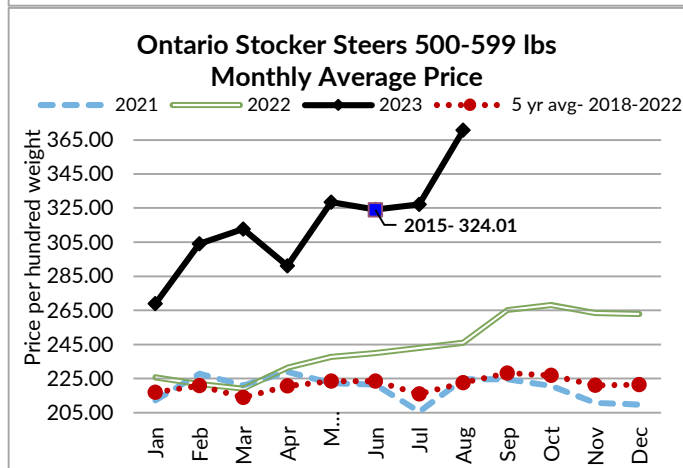
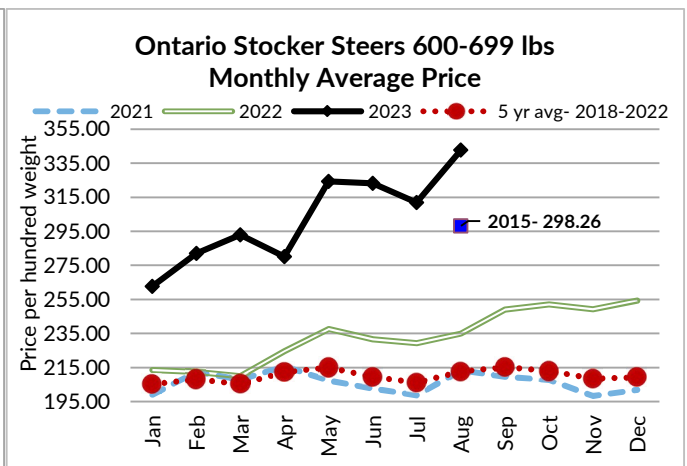
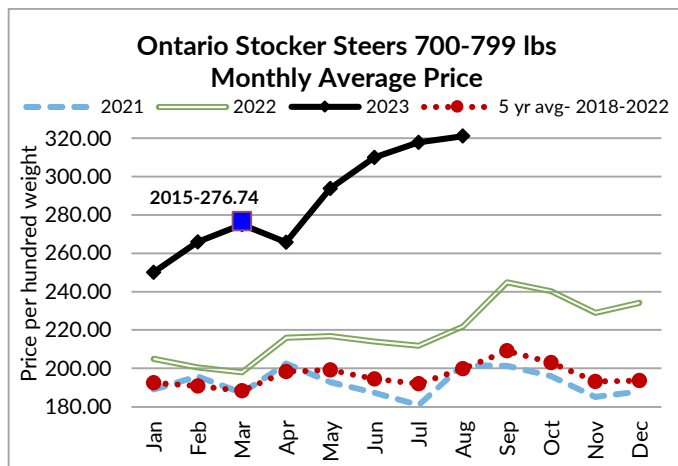
	Price Range	Average	Top
Cows	115.00-174.00	135.43	184.00
Veal Calves 600 lbs plus	174.00-205.00	184.31	205.00
Veal Calves 125 lbs & under	75.00-575.00	269.12	575.00

At Denfield Livestock Exchange Inc.: **September 5, 2023: 128 Fed Cattle, 50 Cows, 1 Bull**

	Price Range	Average	Top
Large & Medium Frame Fed Steers +1250 lbs	229.00-256.00	234.99	256.00
Large & Medium Frame Fed Heifers +1000 lbs	233.00-240.00	237.08	254.50
Cows	95.00-138.00	119.66	164.00
Veal +600 lbs	N/T		

At Aylmer Stockyards Inc.: **September 6, 2023 - 12 Veal, 168 Cows, 78 Fed cattle, 25 Stockers**

	Price Range	Average	Top
Fed Heifers, dairy & dairy cross 1000+ lbs	117.99-200.99	173.99	200.99
Cows	90.00-180.00	131.89	206.99
Veal 600+ lbs	166.99-250.00	213.09	250.00



ONTARIO STOCKER & FEEDER TRADE

Stocker sale at Brussels Livestock: **September 1, 2023- 625 Stockers**

Steers	Price Range	Average	Top	Heifers	Price Range	Average	Top
1000+	270.00-293.00	283.78	296.00	900+	239.00-271.00	254.49	301.50
900-999	291.00-319.00	302.68	331.00	800-899	232.00-302.00	257.31	308.00
800-899	292.50-331.50	311.76	334.00	700-799	230.00-313.00	259.40	313.00
700-799	292.50-373.50	324.75	373.50	600-699	255.00-326.00	308.83	326.00
600-699	332.50-402.50	372.78	402.50	500-599	200.00-337.50	268.00	337.50
500-599	360.00-441.50	395.86	441.50				
400-499	297.50-427.50	362.00	427.50				
399-	245.00-410.00	327.50	410.00				

Stocker sale at **Community Livestock Exchange: September 5, 2023: 73 Stockers**

Steers	Price Range	Average	Top	Heifers	Price Range	Average	Top
600-699	227.49-395.00	323.20	395.00	500-599	225.00-357.50	314.69	357.50
500-599	300.00-415.00	362.59	415.00	300-399	329.99-364.99	356.30	364.99
400-499	275.00-472.49	420.39	472.49				
399-	337.50-367.49	360.80	367.49				

Stocker sale at **Keady Livestock Market: September 5, 2023: 576 Stockers**

Steers	Price Range	Average	Top	Heifers	Price Range	Average	Top
1000+	303.00-316.00	308.32	316.00	900+	215.00-298.00	268.86	298.00
900-999	308.50-328.00	320.20	332.50	800-899	290.00-301.00	294.05	301.00
800-899	300.00-354.00	335.17	354.00	700-799	302.50-339.00	327.27	339.00
700-799	345.00-386.00	363.68	400.00	600-699	317.50-365.00	350.34	365.00
600-699	368.00-394.00	378.85	394.00	500-599	267.50-361.00	314.25	361.00
500-599	370.00-390.00	376.50	390.00				

Stocker sale at **Renfrew Pontiac Livestock: September 5, 2023: 76 Stockers**

Steers	Price Range	Average	Top	Heifers	Price Range	Average	Top
800-899	297.50-307.50	299.50	307.50	600-699	299.00-306.00	302.00	306.00
600-699	317.49-420.00	276.60	420.00	500-599	270.00-339.00	318.19	339.00
500-599	304.99-375.00	329.70	375.00				
400-499	322.50-327.49	324.19	327.49				

Stocker sale at **Ontario Livestock Exchange: September 6, 2023: 436 Stockers**

Steers	Price Range	Average	Top	Heifers	Price Range	Average	Top
1000+	284.00-315.00	298.25	315.00	900+	279.00-281.00	280.33	281.00
900-999	298.00-327.00	315.13	327.00				
800-899	331.00-334.00	332.50	334.00				

Stocker sale at **Ontario Livestock Exchange: September 7, 2023: 379 Stockers**

Steers	Price Range	Average	Top	Heifers	Price Range	Average	Top
1,000+	240.00-272.50	254.91	272.50	900+	155.00-235.00	204.85	257.50
900-999	247.50-305.00	281.39	310.00	800-899	215.00-237.50	225.00	237.50
800-899	235.00-300.00	277.65	300.00	700-799	225.00-270.00	247.00	270.00
700-799	247.50-345.00	304.83	365.00	600-699	210.00-320.00	267.76	345.00
600-699	310.00-385.00	346.11	397.50	500-599	250.00-360.00	306.90	360.00
500-599	300.00-445.00	394.23	445.00	400-499	275.00-327.00	319.35	415.00
400-499	285.00-465.00	405.56	465.00	300-399	305.00-385.00	343.33	400.00
399-	230.00-375.00	307.50	470.00				

Stocker sale at **Ontario Stockyards Inc: September 7, 2023: 639 Stockers**

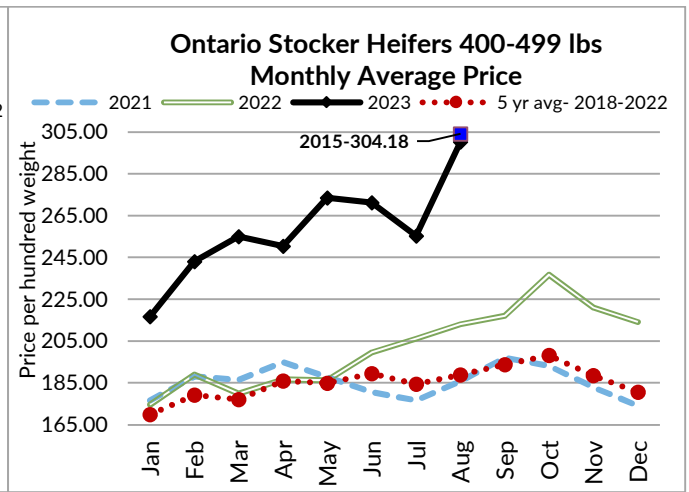
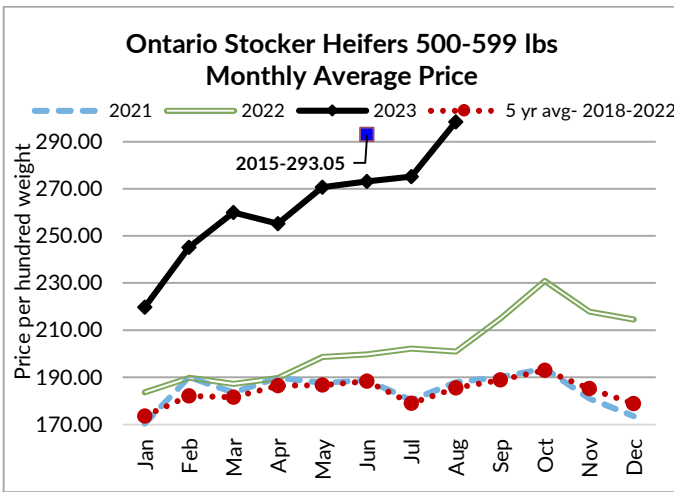
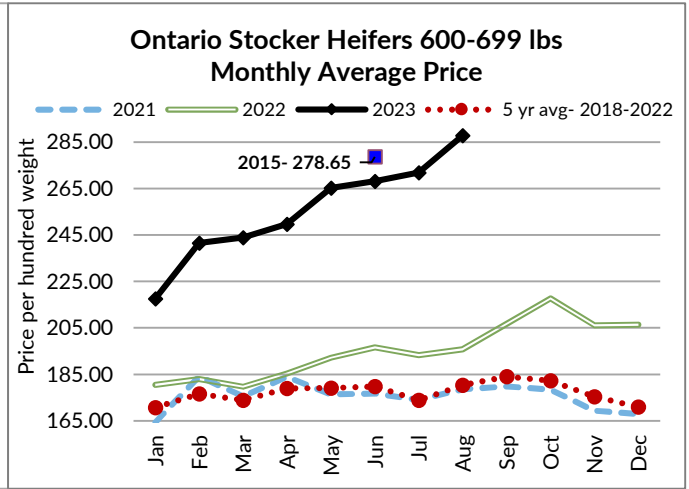
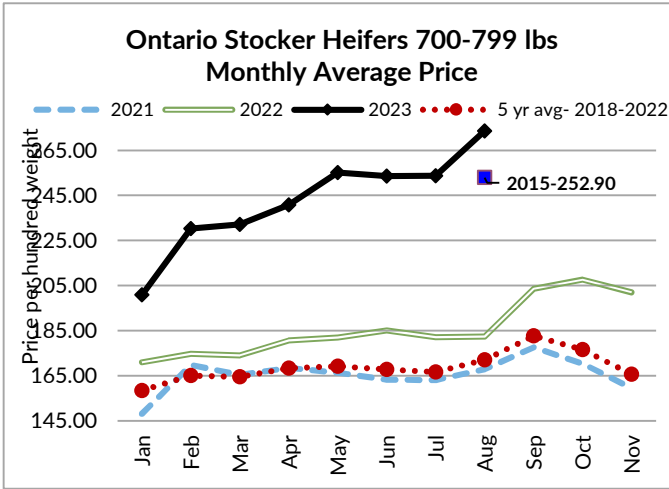
Steers	Price Range	Average	Top	Heifers	Price Range	Average	Top
1,000+	226.00-289.50	275.50	289.50	900+	180.00-274.00	239.75	274.00
900-999	280.00-300.00	291.76	300.00	800-899	245.00-285.00	261.94	285.00
800-899	280.00-325.00	302.17	325.00	700-799	250.00-313.00	294.00	316.00
700-799	294.00-350.00	320.25	356.00	600-699	272.50-337.50	308.51	365.00
600-699	312.50-407.00	356.17	454.00	500-599	307.50-370.00	338.95	382.50
500-599	325.00-415.00	379.87	415.00	400-499	345.00-372.50	359.65	372.50
400-499	370.00-465.00	420.79	481.00	300-399	310.00-390.00	345.92	400.00
399-	410.00-503.00	454.09	503.00				

ONTARIO STOCKER & FEEDER TRADE SPECIAL FALL SALES

Stocker sale at **Cargill Auction Market: September 1, 2023- 1,223 Stockers**

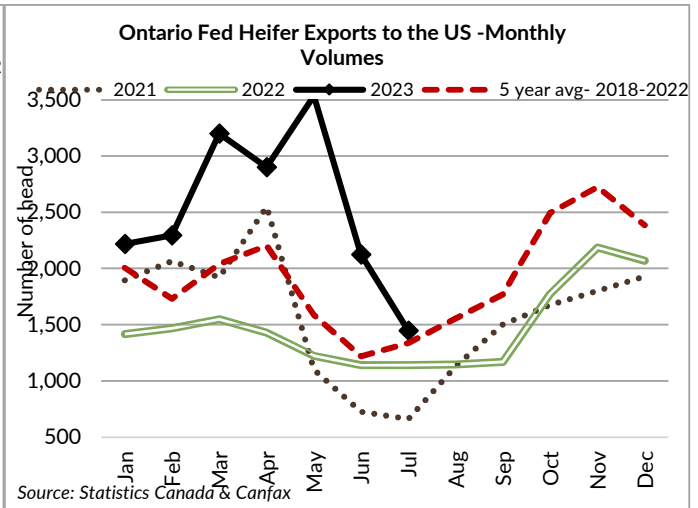
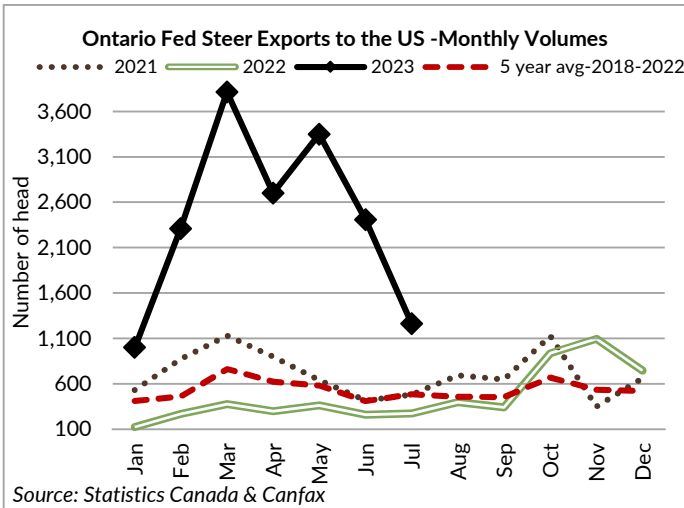
Steers	Price Range	Top	Heifers	Price Range	Top
1000+	280.00-315.00	316.50	900+	300.00-315.00	319.75
900-999	300.00-328.00	329.50	800-899	300.00-320.00	323.75
800-899	310.00-326.00		700-799	310.00-320.00	347.50

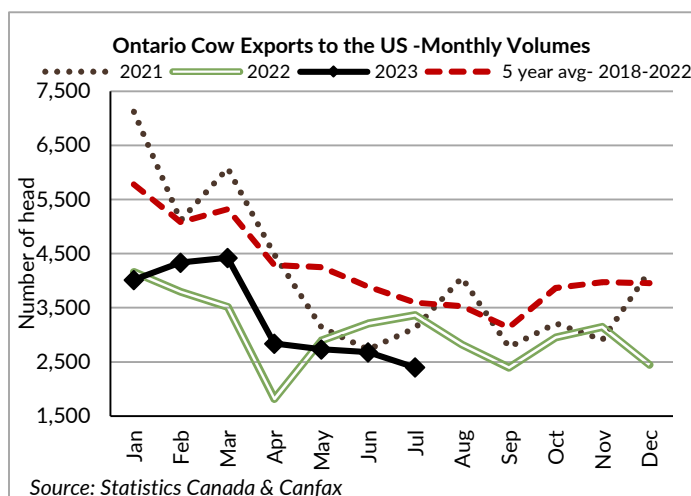
Good quality offering of mostly grass cattle sold at higher prices!



WEEKLY LIVE CATTLE EXPORTS-ONTARIO

	Week ending Aug 19, 2023	Week ending Aug 12, 2023	Year to Date
Total live slaughter cattle exported through Ontario ports to the U.S.	2,351	2,470	81,196
Steers & Heifers & Cows	2,258	2,374	77,928
Bulls	93	96	3,268





MONTHLY LIVE CATTLE EXPORTS TO THE U.S. FROM ONTARIO (Canfax/Stats Canada)

	July 2023	YTD 2023	Jan 1-July 2022	% change from 2022
Steers	1,263	16,840	1,961	+759%
Heifers	1,449	17,716	9,368	+89%
Cows	2,402	23,432	22,780	+3%
Bulls	19	242	167	+45%
Feeders	0	510	2,890	-82%
Total	5,130	58,740	37,166	+58%

CANADIAN- FEDERALLY INSPECTED PROCESSING-Canfax/CBGA

	Week Ending Sept 2, 2023	# of hd change from week ago	YTD	% Change (Week Ago)	% Change (Year Ago)
Grand Total	62,041	+395	2,089,509	+1%	-5%
Western Processing	49,262	+521	1,660,713	+1%	-5%
Eastern Processing	12,779	-126	428,796	-1%	-7%

ONTARIO- FEDERALLY INSPECTED PROCESSING-Canfax/CBGA

	Week Ending Sept 2, 2023	# of hd change from week ago	YTD	% Change (Week Ago)	% Change (Year Ago)
Grand Total	11,158	-155	373,764	-1.4%	-9%

AVERAGE CARCASS WEIGHTS – CANADA-Canfax/CBGA

	Steers	Heifers
Sept 2, 2023	933	837
Aug 26, 2023	920	837
Sept 3, 2022	896	848

AVERAGE CARCASS WEIGHTS – ONTARIO-Canfax/CBGA

	Steers	Heifers
Sept 2, 2023	951	843
Aug 26, 2023	944	822
Sept 3, 2022	943	839

USDA ESTIMATED CATTLE PROCESSING VOLUME- Labour Day Holiday Included This Week

	Week Ending September 9, 2023	Previous Week	Year Ago
Grand Total	559,000	629,000	606,000

QUEBEC ELECTRONIC AUCTION MARKET (F.O.B. THE FEEDLOT)

For the week ending September 7, 2023	Price 389.00-389.25	Change from Last Week +0.12
---------------------------------------	------------------------	--------------------------------

ALBERTA DIRECT TRADE

Alberta's direct trade: for the week ending September 7, 2023

Steers	Live- FOB	N/T	Rail - FOB	386.75-387.50
Heifers	Live- FOB	N/T	Rail - FOB	N/T

U.S. TRADE (U.S. funds)

The U.S. cash cattle trade: for the week ending September 7, 2023

Choice and Select Steers and Heifers:	Live	179.00-185.00
	Rail	286.00-294.00

U.S. BOXED BEEF CUT-OUT VALUES (U.S. funds)

	Choice 600-900	Select 600-900
Current Five Day Average	313.80	288.57

BEEF EXPORTS – CANADA (AAFC)

	United States	Change from last year YTD	Mexico	Change from last year YTD
	Jan 1- June 30/2023		Jan 1- June 30/2023	
Total	174,085 tonnes	+1% or +1,541 tonnes	16,651 tonnes	+34% or +4,192 tonnes
	Japan	Change from last year YTD	South Korea	Change from last year YTD
	Jan 1- June 30/2023		Jan 1- June 30/2023	
Total	24,459 tonnes	-29% or -9,982 tonnes	8,395 tonnes	-30% or -3,598 tonnes
	Viet Nam	Change from last year YTD	Total Beef Exports	Change from last year YTD
	Jan 1- June 30/2023		Jan 1- June 30/2023	
Total	7,170 tonnes	+4% or +287 tonnes	240,275 tonnes	-3% or -8,209 tonnes

LIVE CATTLE – CANADA (AAFC)

IMPORTS	Import % change from 2022 YTD	EXPORTS	Export % change from 2022 YTD
		Jan 1- Aug 19/2023	
Jan 1- June 30/2023		Jan 1- Aug 19/2023	
Pure bred	6,163 -27%	Slaughter steers & heifers & cows	289,992 -6%
Non-pure bred	138,092 +35%	Feeder cattle & calves	100,920 -34%
		Bulls	20,843 -16%

BEEF IMPORTS – CANADA (AAFC)

	Jan 1 – Aug 26, 2023	Last Year Same Time	% Change
United States	69,660 tonnes	70,370 tonnes	-1%
Uruguay	9,225 tonnes	6,720 tonnes	+37%
Mexico	7,771 tonnes	6,529 tonnes	+19%
Australia	6,711 tonnes	7,560 tonnes	-11%
Non-CUSMA	26,780 tonnes	23,270 tonnes	+15%
EU-27 (beef/veal total)	6,678 tonnes	10,383 tonnes	-36%
Total	112,564 tonnes	112,433 tonnes	0%

BEEF PRODUCTION – CANADA (AAFC)

Jan 1 – Aug 26677,412, Last Year Same Time % Change
2023

Fed	656,248 tonnes	739,756 tonnes	-8%
Non-fed	110,262 tonnes	102,573 tonnes	+7%

CHICAGO MERCANTILE EXCHANGE

Closing quotes on futures **today** were as follows:

Live Cattle			Feeder Cattle			Corn		
Oct	183.22	-0.42	Sep	255.35	-0.22	Sep	4.684	-2.2
Dec	187.42	-0.07	Oct	259.15	+0.27	Dec	4.836	-2.4
Feb	191.70	+0.30	Nov	260.62	+0.35	Mar	4.980	-2.0
Apr	195.37	+0.42	Jan	259.65	+0.27	May	5.064	-1.6
Jun	189.30	+0.60	Mar	260.67	+0.42	Jul	5.096	-2.0
Aug	187.55	+0.50	Apr	263.65	+0.40	Sep	5.052	-1.2
Soybeans			Soft Red Winter Wheat			Canadian \$		
Sep	13.494	+4.4	Sep	5.672	-4.2	Spot	73.29	+0.22
Nov	13.630	+3.4	Dec	5.956	-4.0	Sep	73.30	+0.21
Jan	13.780	+4.2	Mar	6.216	-4.0	Dec	73.39	+0.21
Mar	13.842	+4.6	May	6.386	-4.2	Mar	73.51	+0.21
May	13.874	+5.2	Jul	6.476	-4.2	Jun	73.58	+0.21
Jul	13.844	+4.4	Sep	6.596	-3.6	Sep	73.61	+0.20

Beef Farmers of Ontario | Phone: 519.824.0334 | Fax: 519.824.9101 | Email: markets@ontariobeef.com

ONTARIO STOCKER & FEEDER SPECIAL FALL SALES

Sep 9	8:30 am	Rainy River Cattlemen's Sale-Stratton	Fall Stocker Sale (Cows & Bull included)
Sep 9	1:00 pm	Maple Hill Auctions Ltd	Ont. Autumn Simmental Classic Female Sale
Sep 15	11:00 am	Community Livestock Exchange	Quinte Cattlemen's Special Fall Stocker Sale
Sep 19	10:00 am	Thessalon-Algoma Livestock Co-op	Fall Yearling Sale
Sep 23	11:00 am	Denfield Livestock Exchange	Vaccinated Calves & Yearlings
Sep 27	12:00 pm	Aylmer Stockyards Inc	Fall Stocker Sale
Sep 27	1:00 pm	Vankleek Hill Livestock Exchange	Fall Stocker Sale
Sep 28	11:00 am	Ontario Stockyards Inc	Special Fall Yearling Sale (in regular sale)
Sep 29	9:00 am	Keady Livestock Market	Grass Yearling Sale (selling on overnight stand)
Sep 29	7:00 pm	Cargill Auction Market	Charolais & Exotic Yearling Sale
Sep 30	8:30 am	Rainy River Cattlemen's Sale-Stratton	Fall Stocker Sale (Cows & Bull included)
Sep 30	1:00 pm	Maple Hill Auctions Ltd	Red Angus Female Sale

Comments for the week ending September 7, 2023

Receipts of all classes of cattle this week were very light due to a combination of the long weekend and the extreme heat. Just 204 fed steers and heifers sold through auction markets this week down 139 head from the previous week and fully steady to this time last year. Fed steers ranged from \$212.05-\$241.14 averaging \$229.88 down \$5.21 cwt from last week but \$48.83 stronger than last year at this time. Fed heifers ranged from \$216.02-\$236.39 averaging \$228.24 down \$3.27 cwt from the week before and \$50.03 higher than last year at this time. The wide trading range this week on such light volumes indicated a more medium quality and did have a downward effect on the weekly average prices. Auction markets reported trade as steady to barely steady but by week's end the market was selling firm.

The Ontario railgrade market was light this week with prices steady at \$389.00 dressed for steers and \$388.00 for heifers with delivery the week of September 18th. U.S. packer interest was noted but no prices were reported. There were reports that some sellers were resisting the steady bids and holding out for higher prices.

Fed cattle exports to the U.S. from Ontario are up 58% year over year as of July 31, 2023. Fed steer exports as of the end of July are at 16,840 head, up 759% over last year at this time. Fed heifer exports total 17,716 head as of July 31, 2023 up 89% over last year. Cull cow exports as of July 31, 2023 total 23,432 head up 3% over this time last year. Feeder cattle exports are down 82% over July 31, 2022 at just 510 head.

Lighter receipts of 1,637 fed/cull cows sold through auction markets this week down 592 head from the week before and steady to last year at this time. Cows ranged from \$108.17-\$155.33 with a weekly weighted average price of \$129.19 cwt, down \$0.62 from the previous week but \$27.60 stronger than year ago prices. Auction markets reported trade as mainly steady with one market noting barely steady prices. The market ended the week at prices \$2.00-\$3.00 cwt higher. The volume of beef cows sold this week was down 219 head from the previous week at 164 head, averaging \$148.89 up \$5.67 cwt from last week's weighted average beef cow price.

2,885 stocker and feeder cattle sold through auction markets this week down 404 head from the week before and 1,092 head fewer than the same time last year. Auction markets reported trade as steady to fully steady but by week's end trade was stronger on all weights and classes. One special fall grass yearling sale saw higher prices. Actual average prices this week for steers 400-500 lbs were up \$43.86 cwt from the previous week on average, steers 500-600 lbs were down \$14.58, 600-700 lbs down \$0.16, 700-800 lbs up \$2.61, 800-900 lbs down \$8.60, 900-1000 lbs down \$6.34 and steers 1000 lbs plus averaged \$5.71 lower than last week's weighted average prices. Heifers from 400-500 lbs were up \$32.58 cwt from the previous week on average, 500-600 lbs up \$24.54, 600-700 lbs up \$1.91, 700-800 lbs up \$4.51, 800-900 lbs down \$15.50 and heifers 900 lbs and over averaged \$3.27 cwt easier than last week's weighted average prices.

The Quebec electronic market this week ranged from \$389.00-\$389.25 cwt dressed on a picked-up basis, up \$0.10 cwt from the previous week's trade.

Alberta direct trade this week was light with Canfax reporting sales at \$389.00 delivered on a dressed basis which is steady to the previous week with delivery scheduled for early October. Canfax notes: "Alberta fed cash to futures basis did weaken this week, for the beginning of September this is the fourth weakest basis on record. In general sellers were not motivated to market cattle and sale volumes were once again very light. At least one major packer will work this Saturday to make up for the Monday holiday."

The U.S. cash cattle trade the week ending September 1st took place mainly on Thursday with sales in the south holding steady from \$178.00-\$179.00 live, mainly \$179.00 cwt. In the north a light trade was noted on a live basis from \$183.00-\$186.00 which is steady to \$2.00 cwt easier than the week before. Dressed deals ranging from \$288.00-\$294.00 cwt which is \$1.00-\$2.00 cwt lower. Actual average prices for the week, reported by the USDA Mandatory Price Report saw live steers averaging \$182.50 down \$0.25 over the previous week with heifers averaging \$180.51 down \$0.79. On the rail steers averaged \$290.39 down \$2.36 with heifers averaging \$291.11 down \$1.43.

The U.S. cash cattle trade this week saw a light scattered trade on Tuesday and Wednesday in the north from \$286.00-\$289.00 dressed in Nebraska, down around \$2.00-\$3.00 from last week on average and \$183.00-\$185.00 live in Iowa, with a few in Kansas at \$179.00 live which is steady to \$1.00 higher, but not enough sold to establish a market. Sharply higher cattle futures on Wednesday and stronger futures on Thursday resulted in higher asking prices. At time of reporting Friday afternoon a light trade has developed in the south at \$180.00 live, up \$1.00-\$2.00 cwt from last week's southern average prices. Bids in the north are steady at \$183.00 live and \$290.00 dressed but sellers do not seem interested. Asking prices are reported at \$180.00 plus live in the south and \$292.00 plus dressed in the north. Sooner or later one side will have to give if business for the week is going to be completed.