



## WEEKLY MARKET INFORMATION REPORT – FOR THE WEEK ENDING THURSDAY SEPTEMBER 14, 2023

The following information is collected from various sources and disseminated by Beef Farmers of Ontario.

### ONTARIO DIRECT TO PACKER RAILGRADE CATTLE TRADE

Prices are on a carcass weight basis before grade and weight discounts:

|                        |        |
|------------------------|--------|
| <b>A Grade Steers</b>  | 392.00 |
| <b>A Grade Heifers</b> | 391.00 |

### ONTARIO LIVE CATTLE TRADE

Ontario auction sales this week saw weighted average price ranges for:

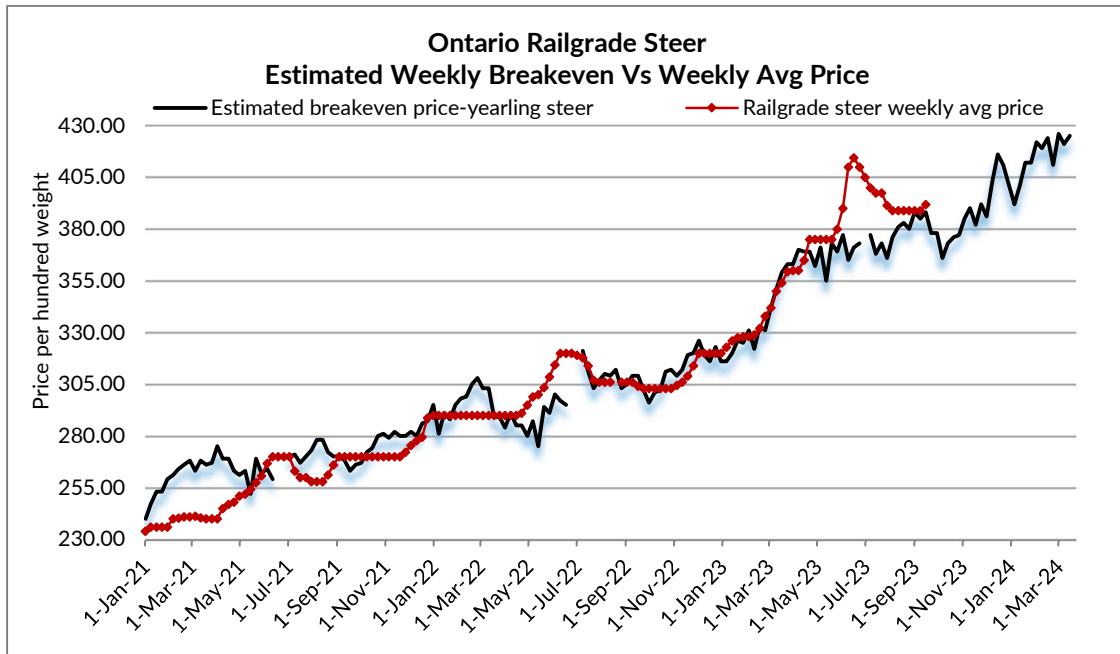
| <b>FED CATTLE</b>                      | <b>Volume</b> | <b>Price Range</b> | <b>Average</b> | <b>Top</b> | <b>Last Week Avg</b> |
|--|---------------|--------------------|----------------|------------|----------------------|
| Large Frame Steers +1250               | 43            | 224.14-237.05      | 231.63         | 254.00     | 231.89               |
| Medium Frame Steers +1250              | 85            | 211.25-238.01      | 229.17         | 243.00     | 229.55               |
| -Large & Medium Frame Steers +1250     | 128           | 218.39-239.53      | 230.30         | 254.00     | 229.88               |
| Large Frame Heifers +1000              | 47            | 213.17-235.01      | 226.57         | 268.00     | 219.10               |
| Medium Frame Heifers +1000             | 123           | 223.37-237.14      | 231.06         | 248.50     | 229.10               |
| Large & Medium Frame Heifers +1000     | 170           | 218.58-238.12      | 230.09         | 268.00     | 228.24               |
| Fed steers, Dairy & Dairy Cross +1250  | 93            | 192.78-207.22      | 199.78         | 237.00     | 205.52               |
| Fed heifers, Dairy & Dairy Cross +1000 | 144           | 151.13-201.73      | 183.24         | 244.50     | 183.45               |
| Cows - All Weights                     | 2,262         | 109.87-154.76      | 129.50         | 206.00     | 129.19               |
| Bulls - All Weights                    | 172           | 158.42-190.02      | 174.92         | 233.00     | 172.08               |

#### STOCKERS - Large and Medium Frame

| <b>STEERS</b> | <b>Volume</b> | <b>Price Range</b> | <b>Average</b> | <b>Top</b> | <b>Last Week Avg</b> |
|---------------|---------------|--------------------|----------------|------------|----------------------|
| 1000+         | 1,016         | 272.86-305.53      | 292.78         | 313.00     | 294.86               |
| 900-999       | 615           | 296.16-327.84      | 313.43         | 340.00     | 309.11               |
| 800-899       | 324           | 300.69-338.67      | 321.37         | 360.00     | 316.77               |
| 700-799       | 357           | 297.06-368.07      | 341.13         | 390.00     | 336.82               |
| 600-699       | 374           | 310.30-398.61      | 358.54         | 440.00     | 353.93               |
| 500-599       | 291           | 315.46-425.91      | 383.49         | 480.00     | 373.18               |
| 400-499       | 177           | 330.84-453.40      | 403.07         | 484.99     | 399.72               |
| -399          | 77            | 348.38-496.46      | 431.94         | 720.00     | 428.35               |

#### STOCKERS - Large and Medium Frame

| <b>HEIFERS</b> | <b>Volume</b> | <b>Price Range</b> | <b>Average</b> | <b>Top</b> | <b>Last Week Avg</b> |
|----------------|---------------|--------------------|----------------|------------|----------------------|
| +900           | 296           | 226.61-274.17      | 252.76         | 299.50     | 247.20               |
| 800-899        | 155           | 258.08-294.39      | 281.49         | 325.00     | 256.99               |
| 700-799        | 248           | 245.63-303.48      | 278.02         | 335.00     | 281.88               |
| 600-699        | 298           | 266.77-342.21      | 307.59         | 363.00     | 299.32               |
| 500-599        | 233           | 254.71-370.39      | 320.72         | 400.00     | 315.85               |
| 400-499        | 139           | 272.09-378.69      | 330.82         | 425.00     | 319.05               |
| 300-399        | 46            | 289.71-384.27      | 333.43         | 445.00     | 325.71               |
| -299           | 11            | 260.68-343.86      | 303.59         | 529.99     | 387.50               |



The information provided on this report is based on weighted averages for actual data collected. Input costs are a guideline only and will vary from producer to producer. BFO does not take any responsibility and accepts no legal liability arising from or connected to damages or losses experienced by producers when using this information. This is to be used at your own risk.

**At Kawartha Lakes Community Sale Barn: September 9, 2023- 124 cows, 14 bulls, 42 veal, 2 stockers**

|                       | Price Range   | Avg.   | Top    |
|-----------------------|---------------|--------|--------|
| Cows                  | 115.00-171.00 | 136.52 | 195.00 |
| Bulls 1600 lbs & over | 178.00-204.00 | 185.97 | 204.00 |
| Veal Calves 600 lbs+  | 166.00-207.50 | 184.43 | 207.50 |
| Veal Calves 125 lbs - | 185.00-685.00 | 263.94 | 685.00 |

**At Denfield Livestock Exchange Inc.: September 12, 2023: 175 Fed Cattle, 77 Cows, 3 Bulls, 16 Veal**

|  | Price Range   | Average | Top    |
|--|---------------|---------|--------|
| Large & Medium Frame Fed Steers +1250 lbs  | 225.00-243.00 | 234.03  | 254.00 |
| Large & Medium Frame Fed Heifers +1000 lbs | 233.00-242.00 | 237.54  | 268.00 |
| Cows                                       | 98.00-151.00  | 122.52  | 189.00 |
| Veal +600 lbs                              | 184.00-221.00 | 203.54  | 241.00 |

**At Aylmer Stockyards Inc.: September 13, 2023 - 26 Veal, 179 Cows, 74 Fed cattle, 17 Stockers, 5 Bulls**

|  | Price Range   | Average | Top    |
|--|---------------|---------|--------|
| Fed Heifers, dairy & dairy cross 1000+ lbs | 130.00-210.99 | 185.89  | 210.99 |
| Cows                                       | 112.00-170.99 | 136.69  | 170.99 |
| Veal 600+ lbs                              | 176.00-267.49 | 218.19  | 267.49 |

**ONTARIO STOCKER & FEEDER TRADE**

**Stocker sale at Brussels Livestock: September 8, 2023-869 Stockers**

| Steers  | Price Range   | Average | Top    | Heifers | Price Range   | Average | Top    |
|---------|---------------|---------|--------|---------|---------------|---------|--------|
| 1000+   | 247.00-300.00 | 285.80  | 303.50 | 900+    | 248.00-287.00 | 271.67  | 299.50 |
| 900-999 | 280.50-318.50 | 303.14  | 326.00 | 800-899 | 217.50-289.50 | 271.83  | 289.50 |
| 800-899 | 311.00-340.00 | 324.83  | 343.00 | 700-799 | 224.00-280.00 | 268.00  | 280.00 |
| 700-799 | 321.00-361.00 | 346.07  | 378.00 | 600-699 | 300.00-363.00 | 332.74  | 363.00 |
| 600-699 | 322.00-404.50 | 364.34  | 419.00 | 500-599 | 239.00-352.50 | 318.68  | 362.00 |
| 500-599 | 300.00-413.00 | 383.19  | 413.00 | 400-499 | 290.00-367.50 | 319.53  | 367.50 |
| 400-499 | 410.00-427.50 | 417.95  | 437.50 | 300-399 | 297.50-305.00 | 303.13  | 305.00 |
| 399-    | 422.50-450.00 | 431.50  | 450.00 |         |               |         |        |

Stocker sale at **Community Livestock Exchange: September 12, 2023: 165 Stockers**

| <i>Steers</i> | <i>Price Range</i> | <i>Average</i> | <i>Top</i> | <i>Heifers</i> | <i>Price Range</i> | <i>Average</i> | <i>Top</i> |
|---------------|--------------------|----------------|------------|----------------|--------------------|----------------|------------|
| 600-699       | 245.00-356.99      | 334.29         | 356.99     | 700-799        | 250.00-314.99      | 279.70         | 314.99     |
| 500-599       | 235.00-464.99      | 380.60         | 454.99     | 600-699        | 229.99-314.99      | 261.10         | 314.99     |
| 400-499       | 257.50-484.99      | 395.19         | 484.99     | 500-599        | 200.00-360.00      | 294.70         | 360.00     |
| 399-          | 445.00-467.49      | 454.30         | 467.49     | 400-499        | 200.00-379.99      | 321.60         | 379.99     |

Stocker sale at **Keady Livestock Market: September 12, 2023: 935 Stockers**

| <i>Steers</i> | <i>Price Range</i> | <i>Average</i> | <i>Top</i> | <i>Heifers</i> | <i>Price Range</i> | <i>Average</i> | <i>Top</i> |
|---------------|--------------------|----------------|------------|----------------|--------------------|----------------|------------|
| 1000+         | 295.00-307.50      | 303.71         | 313.00     | 900+           | 150.00-284.00      | 208.97         | 284.00     |
| 900-999       | 312.50-340.00      | 327.83         | 340.00     | 800-899        | 304.00-325.00      | 316.43         | 325.00     |
| 800-899       | 322.00-344.00      | 331.08         | 360.00     | 700-799        | 250.00-296.00      | 280.05         | 296.00     |
| 700-799       | 322.50-370.00      | 346.76         | 380.00     | 600-699        | 310.00-345.00      | 327.36         | 345.00     |
| 600-699       | 350.00-400.00      | 373.28         | 410.00     | 500-599        | 367.50-390.00      | 380.93         | 390.00     |
| 500-599       | 400.00-455.00      | 426.67         | 480.00     | 400-499        | 260.00-325.00      | 288.33         | 325.00     |
| 400-499       | 400.00-460.00      | 436.00         | 460.00     |                |                    |                |            |

Stocker sale at **Renfrew Pontiac Livestock: September 12, 2023: 358 Stockers**

| <i>Steers</i> | <i>Price Range</i> | <i>Average</i> | <i>Top</i> | <i>Heifers</i> | <i>Price Range</i> | <i>Average</i> | <i>Top</i> |
|---------------|--------------------|----------------|------------|----------------|--------------------|----------------|------------|
| 1000+         | 232.50-287.00      | 279.59         | 287.00     | 700-799        | 235.00-295.00      | 274.10         | 295.00     |
| 900-999       | 282.50-293.50      | 291.99         | 293.50     | 600-699        | 189.99-325.00      | 285.30         | 325.00     |
| 800-899       | 250.00-317.49      | 302.70         | 317.49     | 500-599        | 194.99-339.99      | 277.59         | 339.99     |
| 700-799       | 217.49-343.99      | 320.10         | 343.99     | 400-499        | 200.00-350.00      | 271.70         | 350.00     |
| 600-699       | 260.00-395.00      | 332.69         | 395.00     | 300-399        | 310.00-335.00      | 323.49         | 335.00     |
| 500-599       | 229.99-427.50      | 368.50         | 427.50     | 299-           | 200.00-375.00      | 290.39         | 529.99     |
| 400-499       | 295.00-434.99      | 383.80         | 434.99     |                |                    |                |            |
| 399-          | 250.00-434.99      | 350.80         | 434.99     |                |                    |                |            |

Stocker sale at **Ontario Livestock Exchange: September 13, 2023: 889 Stockers**

| <i>Steers</i> | <i>Price Range</i> | <i>Average</i> | <i>Top</i> | <i>Heifers</i> | <i>Price Range</i> | <i>Average</i> | <i>Top</i> |
|---------------|--------------------|----------------|------------|----------------|--------------------|----------------|------------|
| 1000+         | 279.00-309.00      | 294.17         | 309.00     | 900+           | 256.00-278.00      | 271.10         | 278.00     |
| 900-999       | 292.00-325.00      | 308.87         | 325.00     | 800-899        | 265.00-276.00      | 273.64         | 276.00     |
| 800-899       | 301.00-341.00      | 325.52         | 341.00     |                |                    |                |            |
| 700-799       | 308.00-356.00      | 347.27         | 356.00     |                |                    |                |            |
| 600-699       | 337.50-350.00      | 347.92         | 350.00     |                |                    |                |            |

Stocker sale at **Ontario Livestock Exchange: September 14, 2023: 454 Stockers**

| <i>Steers</i> | <i>Price Range</i> | <i>Average</i> | <i>Top</i> | <i>Heifers</i> | <i>Price Range</i> | <i>Average</i> | <i>Top</i> |
|---------------|--------------------|----------------|------------|----------------|--------------------|----------------|------------|
| 1,000+        | 207.50-270.00      | 230.00         | 270.00     | 900+           | 202.50-240.00      | 217.76         | 242.50     |
| 900-999       | 280.00-307.50      | 292.50         | 307.50     | 800-899        | 195.00-255.00      | 228.25         | 265.00     |
| 800-899       | 265.00-325.00      | 301.50         | 325.00     | 700-799        | 250.00-305.00      | 272.82         | 320.00     |
| 700-799       | 285.00-380.00      | 348.21         | 380.00     | 600-699        | 175.00-300.00      | 242.81         | 355.00     |
| 600-699       | 275.00-400.00      | 350.37         | 415.00     | 500-599        | 217.50-372.50      | 296.06         | 400.00     |
| 500-599       | 335.00-440.00      | 399.24         | 450.00     | 400-499        | 260.00-390.00      | 346.40         | 425.00     |
| 400-499       | 285.00-470.00      | 385.83         | 470.00     | 300-399        | 280.00-445.00      | 354.23         | 445.00     |
| 399-          | 345.00-500.00      | 421.25         | 500.00     |                |                    |                |            |

Stocker sale at **Ontario Stockyards Inc: September 14, 2023: 858 Stockers**

| <i>Steers</i> | <i>Price Range</i> | <i>Average</i> | <i>Top</i> | <i>Heifers</i> | <i>Price Range</i> | <i>Average</i> | <i>Top</i> |
|---------------|--------------------|----------------|------------|----------------|--------------------|----------------|------------|
| 1,000+        | 227.50-286.00      | 251.50         | 286.00     | 900+           | 199.00-257.50      | 236.87         | 262.50     |
| 900-999       | 239.00-280.00      | 252.20         | 280.00     | 800-899        | 220.00-255.00      | 234.81         | 262.50     |
| 800-899       | 295.00-347.00      | 323.56         | 347.50     | 700-799        | 245.00-316.00      | 281.15         | 330.00     |
| 700-799       | 322.50-390.00      | 354.96         | 390.00     | 600-699        | 297.50-362.00      | 323.08         | 362.00     |
| 600-699       | 342.50-414.00      | 378.92         | 440.00     | 500-599        | 292.50-400.00      | 356.41         | 400.00     |
| 500-599       | 365.00-430.00      | 399.66         | 430.00     | 400-499        | 340.00-406.00      | 372.18         | 407.50     |
| 400-499       | 415.00-462.50      | 438.28         | 462.50     | 300-399        | 332.50-382.50      | 348.18         | 382.50     |
| 399-          | 370.00-480.00      | 437.55         | 480.00     |                |                    |                |            |

Stocker sale at Ottawa Livestock Exchange: **September 14, 2023: 72 Stockers**

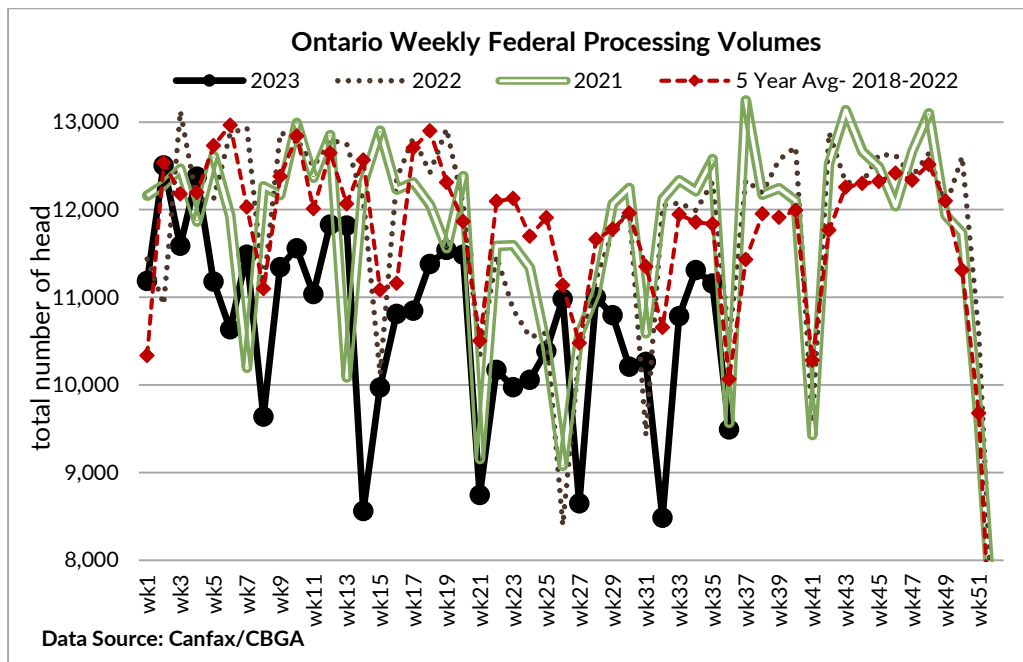
| Steers  | Price Range   | Average | Top    | Heifers | Price Range   | Average | Top    |
|---------|---------------|---------|--------|---------|---------------|---------|--------|
| 700-799 | 260.00-320.00 | 292.25  | 325.00 | 500-599 | 292.00-332.00 | 303.73  | 332.00 |
| 600-699 | 272.00-362.00 | 302.13  | 362.00 | 400-499 | 288.00-360.00 | 309.60  | 360.00 |
| 500-599 | 350.00-380.00 | 366.06  | 380.00 |         |               |         |        |

**WEEKLY LIVE CATTLE EXPORTS-ONTARIO**

|  | Week ending Aug 26, 2023 | Week ending Aug 19, 2023 | Year to Date |
|--|--------------------------|--------------------------|--------------|
| Total live slaughter cattle exported through Ontario ports to the U.S. | 2,426                    | 2,351                    | 83,622       |
| Steers & Heifers & Cows  | 2,346                    | 2,258                    | 80,274       |
| Bulls  | 80                       | 93                       | 3,348        |

**CANADIAN- FEDERALLY INSPECTED PROCESSING-Canfax/CBGA-(Labour Day holiday included)**

|                    | Week Ending Sept 9, 2023 | # of hd change from week ago | YTD       | % Change (Week Ago) | % Change (Year Ago) |
|--------------------|--------------------------|------------------------------|-----------|---------------------|---------------------|
| Grand Total        | 59,692                   | -2,349                       | 2,149,201 | -4%                 | -5%                 |
| Western Processing | 48,731                   | -531                         | 1,709,444 | -1%                 | -5%                 |
| Eastern Processing | 10,961                   | -1,818                       | 439,757   | -14%                | -6%                 |

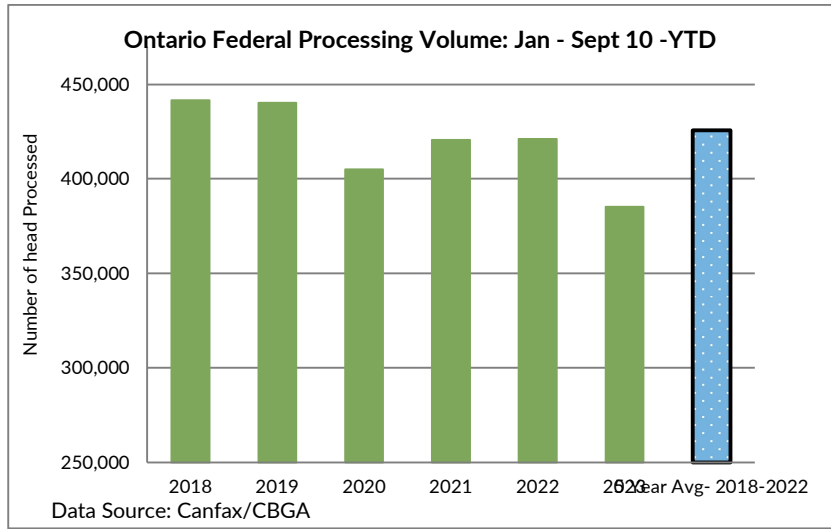


**ONTARIO- FEDERALLY INSPECTED PROCESSING-Canfax/CBGA- (Labour Day holiday included)**

|             | Week Ending Sept 9, 2023 | # of hd change from week ago | YTD     | % Change (Week Ago) | % Change (Year Ago) |
|-------------|--------------------------|------------------------------|---------|---------------------|---------------------|
| Grand Total | 9,491                    | -1,667                       | 383,255 | -15%                | -9%                 |

**AVERAGE CARCASS WEIGHTS – CANADA-Canfax/CBGA**

|               | Steers | Heifers |
|---------------|--------|---------|
| Sept 9, 2023  | 936    | 847     |
| Sept 2, 2023  | 933    | 837     |
| Sept 10, 2022 | 942    | 845     |



**AVERAGE CARCASS WEIGHTS – ONTARIO-Canfax/CBGA**

|               | <i>Steers</i> | <i>Heifers</i> |
|---------------|---------------|----------------|
| Sept 9, 2023  | 947           | 828            |
| Sept 2, 2023  | 951           | 843            |
| Sept 10, 2022 | 945           | 836            |

**USDA ESTIMATED CATTLE PROCESSING VOLUME**

|             | <i>Week Ending</i> | <i>Previous Week</i> | <i>Year Ago</i> |
|-------------|--------------------|----------------------|-----------------|
|             | September 16, 2023 |                      |                 |
| Grand Total | 632,000            | 559,000              | 673,000         |

**QUEBEC ELECTRONIC AUCTION MARKET (F.O.B. THE FEEDLOT)**

|  | <i>Price</i>  | <i>Change from Last Week</i> |
|--|---------------|------------------------------|
| For the week ending September 14, 2023 | 391.25-392.75 | +3.05                        |

**ALBERTA DIRECT TRADE**

Alberta's direct trade: for the week ending September 14, 2023

|                |           |        |            |               |
|----------------|-----------|--------|------------|---------------|
| <i>Steers</i>  | Live- FOB | 233.25 | Rail - FOB | 387.00-388.50 |
| <i>Heifers</i> | Live- FOB | 232.00 | Rail - FOB | 387.00-388.50 |

**U.S. TRADE (U.S. funds)**

The U.S. cash cattle trade: for the week ending September 14, 2023

|                                       |      |                                      |
|---------------------------------------|------|--------------------------------------|
| Choice and Select Steers and Heifers: | Live | 180.00-187.00- by Thursday afternoon |
|                                       | Rail | 286.00-290.00- by Thursday afternoon |

**U.S. BOXED BEEF CUT-OUT VALUES (U.S. funds)**

|                          | <i>Choice</i> | <i>Select</i> |
|--------------------------|---------------|---------------|
|                          | 600-900       | 600-900       |
| Current Five Day Average | 308.99        | 285.86        |

## BEEF EXPORTS – CANADA (AAFC)

|       | United States<br>Jan 1- July 31/2023 | Change from last year YTD | Mexico<br>Jan 1- July 31/2023                    | Change from last year YTD |
|-------|--------------------------------------|---------------------------|--|---------------------------|
| Total | 204,468 tonnes                       | +1% or +2,597 tonnes      | 19,252 tonnes                                    | +34% or +4,918 tonnes     |
|       | Japan<br>Jan 1- July 31/2023         | Change from last year YTD | South Korea<br>Jan 1- July 31/2023               | Change from last year YTD |
| Total | 27,235 tonnes                        | -37% or -15,712 tonnes    | 8,834 tonnes                                     | -31% or -4,025 tonnes     |
|       | Viet Nam<br>Jan 1- July 31/2023      | Change from last year YTD | <b>Total Beef Exports</b><br>Jan 1- July 31/2023 | Change from last year YTD |
| Total | 7,609 tonnes                         | -9% or -745 tonnes        | 278,229 tonnes                                   | -5% or -15,172 tonnes     |

## LIVE CATTLE – CANADA (AAFC)

| IMPORTS             | Import % change<br>from 2022 YTD | EXPORTS                           | Export %<br>change from<br>2022 YTD |
|---------------------|----------------------------------|-----------------------------------|-------------------------------------|
| Jan 1- July 31/2023 |                                  | Jan 1- Aug 26/2023                |                                     |
| Pure bred           | 6,710 -29%                       | Slaughter steers & heifers & cows | 297,652 -6%                         |
| Non-pure bred       | 162,313 +38%                     | Feeder cattle & calves            | 103,418 -34%                        |
|                     |                                  | Bulls                             | 21,945 -15%                         |

## BEEF IMPORTS – CANADA (AAFC)

|                         | Jan 1 – Sept 2, 2023 | Last Year Same Time | % Change |
|-------------------------|----------------------|---------------------|----------|
| United States           | 71,415 tonnes        | 72,134 tonnes       | -1%      |
| Uruguay                 | 9,705 tonnes         | 6,846 tonnes        | +42%     |
| Mexico                  | 7,932 tonnes         | 6,739 tonnes        | +18%     |
| Australia               | 6,749 tonnes         | 7,639 tonnes        | -12%     |
| Non-CUSMA               | 27,645 tonnes        | 23,657 tonnes       | +17%     |
| EU-27 (beef/veal total) | 6,104 tonnes         | 10,753 tonnes       | -43%     |
| Total                   | 115,631 tonnes       | 112,284 tonnes      | 0%       |

## BEEF PRODUCTION – CANADA (AAFC)

|         | Jan 1 – September 2, 2023 | Last Year Same Time | % Change |
|---------|---------------------------|---------------------|----------|
| Fed     | 698,882 tonnes            | 761,620 tonnes      | -8%      |
| Non-fed | 113,524 tonnes            | 105,331 tonnes      | +8%      |

## CHICAGO MERCANTILE EXCHANGE

Closing quotes on futures **today** were as follows:

| Live Cattle |        |       | Feeder Cattle         |        |       | Corn        |       |       |
|-------------|--------|-------|-----------------------|--------|-------|-------------|-------|-------|
| Oct         | 186.92 | +1.45 | Sep                   | 257.37 | +2.20 | Dec         | 4.762 | -4.2  |
| Dec         | 191.82 | +1.47 | Oct                   | 264.47 | +2.60 | Mar         | 4.904 | -4.0  |
| Feb         | 196.32 | +1.35 | Nov                   | 268.12 | +3.27 | May         | 4.990 | -3.6  |
| Apr         | 199.75 | +1.00 | Jan                   | 268.32 | +3.35 | Jul         | 5.036 | -3.6  |
| Jun         | 193.82 | +1.30 | Mar                   | 269.87 | +2.97 | Sep         | 5.032 | -1.6  |
| Aug         | 192.27 | +1.30 | Apr                   | 273.40 | +3.07 | Dec         | 5.084 | -1.0  |
| Soybeans    |        |       | Soft Red Winter Wheat |        |       | Canadian \$ |       |       |
| Nov         | 13.402 | -20.2 | Dec                   | 6.042  | +10.4 | Spot        | 73.97 | -0.04 |
| Jan         | 13.556 | -20.0 | Mar                   | 6.294  | +9.2  | Sep         | 73.98 | -0.05 |
| Mar         | 13.654 | -19.4 | May                   | 6.452  | +8.4  | Dec         | 74.07 | -0.05 |
| May         | 13.710 | -19.6 | Jul                   | 6.520  | +7.6  | Mar         | 74.18 | -0.05 |
| Jul         | 13.700 | -20.0 | Sep                   | 6.624  | +7.0  | Jun         | 74.25 | -0.05 |
| Aug         | 13.490 | -18.0 | Dec                   | 6.762  | +6.2  | Sep         | 74.30 | -0.05 |



## ONTARIO STOCKER & FEEDER SPECIAL FALL SALES

|        |          |                                       |  |
|--------|----------|---------------------------------------|--|
| Sep 18 | 7:00 pm  | Maple Hill Auctions Ltd               | First Monday Fall Stocker Sale (bi-weekly)       |
| Sep 19 | 10:00 am | Thessalon-Algoma Livestock Co-op      | Fall Yearling Sale                               |
| Sep 23 | 11:00 am | Denfield Livestock Exchange           | Vaccinated Calves & Yearlings                    |
| Sep 27 | 12:00 pm | Aylmer Stockyards Inc                 | Fall Stocker Sale                                |
| Sep 27 | 1:00 pm  | Vankleek Hill Livestock Exchange      | Fall Stocker Sale                                |
| Sep 28 | 11:00 am | Ontario Stockyards Inc                | Special Fall Yearling Sale (in regular sale)     |
| Sep 29 | 9:00 am  | Keady Livestock Market                | Grass Yearling Sale (selling on overnight stand) |
| Sep 29 | 7:00 pm  | Cargill Auction Market                | Charolais & Exotic Yearling Sale                 |
| Sep 30 | 8:30 am  | Rainy River Cattlemen's Sale-Stratton | Fall Stocker Sale (Cows & Bull included)         |
| Sep 30 | 1:00 pm  | Maple Hill Auctions Ltd               | Red Angus Female Sale.                           |
| Oct 4  | 10:00 am | Kawartha Lakes Community Sale Barn    | Special Fall Calf & Yearling Sale                |
| Oct 5  | 11:00 am | Ontario Stockyards Inc                | CDN Angus Program/CDN Hereford Assoc. Sale       |
| Oct 6  | 9:00 am  | Keady Livestock Market                | Grass Yearling Sale (selling on overnight stand) |
| Oct 7  | 11:00 am | Denfield Livestock Exchange           | Vaccinated Calves & Yearlings                    |

### Comments for the week ending September 14, 2023

298 fed steers and heifers sold through auction markets this week up 94 head from the previous week but 15 fewer than the same time last year. Fed steers ranged from \$218.39-\$239.53 cwt, averaging \$230.30 up \$0.42 from the previous week and \$48.99 higher than year ago prices. Fed heifers ranged from \$218.58-\$238.12 averaging \$230.09 up \$1.85 cwt from the week before and \$53.20 stronger than year ago prices. Auction markets reported trade as active with prices steady to fully steady with the market ending the week at prices \$1.00-\$2.00 cwt higher.

The Ontario railgrade market broke out of the sideways trend that has lasted over seven weeks with light to moderate trade developing this week at prices \$3.00 cwt higher. Steers were reported as trading at \$392.00 cwt dressed with heifers reported at \$391.00. Delivery of the cattle sold this week was being scheduled for one to two weeks out, mainly the week of September 25<sup>th</sup>. This week's average prices are up \$88.00 cwt over last year at this time. The estimated breakeven for this week, yearling steer 900 lbs placed in March 2023, is \$388.00 cwt while cattle placed this week are looking at an estimated breakeven of \$425.00 cwt for March 2024 marketing.

There were 2,262 cull/fed cows sold through auction markets this week up 625 head from the previous week and 424 more than the same week last year. Cows sold from \$109.87-\$154.76 with a weekly weighted average price of \$129.50 up \$0.31 cwt from the previous week and \$29.37 above year ago prices. Auction markets reported trade as active with good demand. Prices were reported as steady to stronger with one market noting slightly easier prices. As the week progressed trade was steady to fully steady. In the mix this week there were 440 beef cows sold up 276 head from last week averaging \$139.61 cwt down \$9.28 cwt on average from last week's weighted average beef cow price.

Larger volumes of stocker and feeder cattle sold through auction markets this week at 4,657 head, up 1,772 from the previous week and 849 more than this time last year. Special fall stocker sales have started and volumes should start to increase week over week. Auction markets reported trade as active with prices strong to stronger to start. As the week progressed trade was reported as steady on all weights and classes with the week ending on excellent demand at steady and strong prices. Actual average prices this week saw steers from 400-500 lbs up \$3.35 from the previous week on average, 500-600 lbs were up \$10.31, 600-700 lbs up \$4.61, 700-800 lbs up \$4.31, 800-900 lbs up \$4.60, 900-1000 lbs up \$4.32 while steers 1000 lbs plus averaged \$2.08 easier than last week's weighted average prices. Heifers from 300-400 lbs were up \$7.72 cwt on average, 400-500 lbs up \$11.77, 500-600 lbs up \$4.87, 600-700 lbs up \$8.27, 700-800 lbs down \$3.86, 800-900 lbs up \$24.50 and heifers 900 lbs and over averaged \$5.56 cwt stronger than last week on average.

The Quebec electronic market this week ranged from \$391.25-\$392.75 cwt dressed on a picked-up basis, up \$3.05 cwt from the previous week's trade.

Alberta direct trade this week was light with Canfax noting sales at \$390.00 cwt delivered on a dressed basis which is steady to \$1.00 cwt higher than last week. Canfax reports: "Cattle that traded were being scheduled for late September/early October delivery. US packer interest was noted this week, but no sales were confirmed. In Western Canada lift times have started to tighten, there has also been the odd report cash cattle are being picked up ahead of schedule. In general, it was another week of steady prices and cattle that needed to move were marketed to avoid heavy weight carcass discounts."

The U.S. cash cattle trade the week ending September 8th did not turn active in the north until Thursday and held off until Friday in the south. Trade in the north ranged from \$183.00-\$186.00, mainly \$183.00-\$184.00 live with dressed deals from \$286.00-\$294.00, most at \$290.00 cwt which is steady to \$1.00 easier than the previous week's trade. Business in the south ranged from \$179.00-\$180.00 live, majority at \$180.00 cwt which is up \$1.00-\$2.00 from the week before. Overall prices for the week, reported by the USDA Mandatory Price Report, saw live steers average \$182.28 down \$0.22 with heifers averaging \$181.52 up \$1.01 cwt. On the rail steers averaged \$289.48 down \$0.91 with heifers averaging \$289.32 down \$1.79.

The U.S. cash cattle trade this week was limited until Friday. A few scattered deals in the north were noted from \$183.00-\$187.00 live and from \$286.00-\$290.00 dressed but not nearly enough to establish a market. Bids in the south of \$179.00-\$180.00 live were passed by sellers leaving the south untested. Sharply higher cattle futures on both Wednesday and Thursday encouraged sellers to raise asking prices. Today, cattle futures continued to trend stronger. Trade has developed at \$183.00 live in the south up \$3.00 cwt from last week. In the north business is noted from \$184.00-\$185.00 live and at \$292.00 dressed which is steady to \$2.00 cwt stronger than last week's sales. Trade is expected to continue late this afternoon with asking prices reported as firm at \$184.00 live in the south and \$293.00 plus dressed in the north.