



## WEEKLY MARKET INFORMATION REPORT – FOR THE WEEK ENDING THURSDAY SEPTEMBER 21, 2023

The following information is collected from various sources and disseminated by Beef Farmers of Ontario.

### ONTARIO DIRECT TO PACKER RAILGRADE CATTLE TRADE

Prices are on a carcass weight basis before grade and weight discounts:

<b>A Grade Steers</b>	395.00
<b>A Grade Heifers</b>	394.00

### ONTARIO LIVE CATTLE TRADE

Ontario auction sales this week saw weighted average price ranges for:

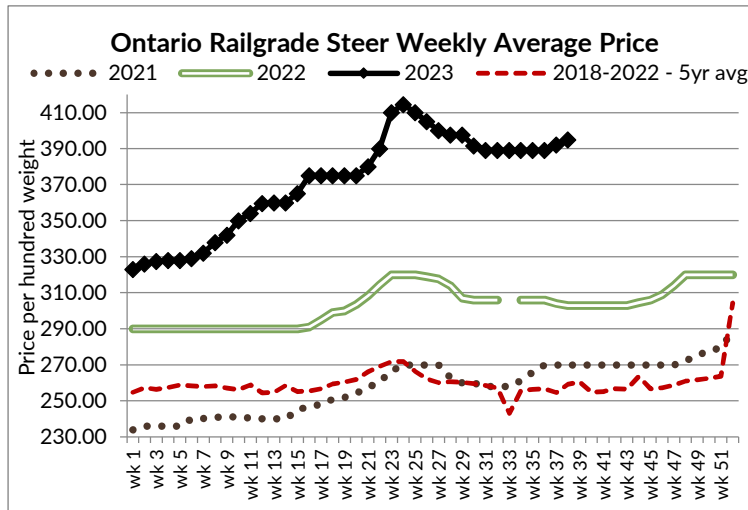
<b>FED CATTLE</b>	<b>Volume</b>	<b>Price Range</b>	<b>Average</b>	<b>Top</b>	<b>Last Week Avg</b>
Large Frame Steers +1250	89	229.04-241.44	236.20	254.00	231.63
Medium Frame Steers +1250	99	225.36-240.79	234.07	248.00	229.17
-Large & Medium Frame Steers +1250	188	227.41-240.92	235.12	254.00	230.30
Large Frame Heifers +1000	102	230.04-239.21	235.03	254.00	226.57
Medium Frame Heifers +1000	164	226.76-239.47	234.00	264.00	231.06
Large & Medium Frame Heifers +1000	266	227.05-240.19	234.47	264.00	230.09
Fed steers, Dairy & Dairy Cross +1250	58	173.32-200.41	188.52	233.25	199.78
Fed heifers, Dairy & Dairy Cross +1000	99	148.32-196.47	171.02	216.50	183.24
Cows - All Weights	2,226	106.00-154.64	128.05	220.00	129.50
Bulls - All Weights	138	158.45-196.76	176.77	229.99	174.92

#### STOCKERS - Large and Medium Frame

<b>STEERS</b>	<b>Volume</b>	<b>Price Range</b>	<b>Average</b>	<b>Top</b>	<b>Last Week Avg</b>
1000+	1,153	282.21-314.75	301.22	325.00	292.78
900-999	741	294.10-324.91	314.19	331.00	313.43
800-899	527	296.80-345.81	330.36	359.00	321.37
700-799	447	298.31-358.57	337.14	382.50	341.13
600-699	512	310.50-405.31	358.03	440.00	358.54
500-599	456	306.92-443.73	369.01	470.00	383.49
400-499	234	329.63-464.34	418.64	500.99	403.07
-399	91	344.70-496.94	443.20	660.00	431.94

#### STOCKERS - Large and Medium Frame

<b>HEIFERS</b>	<b>Volume</b>	<b>Price Range</b>	<b>Average</b>	<b>Top</b>	<b>Last Week Avg</b>
+900	511	244.07-288.49	271.20	316.00	252.76
800-899	500	256.22-310.52	294.85	326.75	281.49
700-799	308	248.50-316.69	293.37	360.00	278.02
600-699	421	254.88-330.14	298.56	362.00	307.59
500-599	410	250.90-370.98	319.98	407.00	320.72
400-499	199	274.89-410.59	339.69	490.00	330.82
300-399	63	319.52-383.14	362.79	419.00	333.43
-299	15	249.73-291.00	270.33	450.00	303.59



At Kawartha Lakes Community Sale Barn: **September 16, 2023- 128 cows, 27 bulls, 36 veal, 18 stockers**

	Price Range	Avg.	Top
Cows	112.50-154.00	130.25	188.00
Bulls 1600 lbs & under	161.00-212.50	180.30	212.50
Bulls 1600 lbs & over	170.00-203.00	185.17	203.00
Veal Calves 600 lbs+	185.00-235.00	201.90	235.00
Veal Calves 125 lbs -	153.84-600.00	246.30	600.00

At Denfield Livestock Exchange Inc.: **September 19, 2023: 145 Fed Cattle, 65 Cows, 5 Bulls, 16 Veal, 6 Stockers**

	Price Range	Average	Top
Large & Medium Frame Fed Steers +1250 lbs	228.00-243.00	235.07	254.00
Large & Medium Frame Fed Heifers +1000 lbs	233.75-242.75	238.39	264.00
Cows	115.00-150.00	131.23	184.00
Veal +600 lbs	195.00-213.00	206.13	213.00

At Aylmer Stockyards Inc.: **September 20, 2023 - 25 Veal, 215 Cows, 47 Fed cattle, 10 Stockers**

	Price Range	Average	Top
Fed Heifers, dairy & dairy cross 1000+ lbs	128.00-193.99	173.99	193.99
Cows	82.99-167.99	130.49	167.99
Veal 600+ lbs	157.00-277.49	206.30	277.49

## ONTARIO STOCKER & FEEDER TRADE

Stocker sale at Brussels Livestock: **September 15, 2023-1,089 Stockers**

Steers	Price Range	Average	Top	Heifers	Price Range	Average	Top
1000+	280.50-307.50	294.48	310.00	900+	246.00-286.75	264.83	291.00
900-999	277.00-320.50	300.94	323.50	800-899	272.50-319.50	298.49	326.75
800-899	295.00-359.00	327.47	359.00	700-799	267.50-299.00	277.50	330.00
700-799	307.00-351.00	332.10	353.00	600-699	258.00-346.00	296.95	362.00
600-699	348.00-407.00	371.93	410.00	500-599	300.00-385.00	357.39	385.00
500-599	350.00-450.25	427.94	460.00	400-499	275.00-404.00	359.38	490.00
400-499	365.00-456.00	407.55	457.50	300-399	340.00-400.00	386.92	400.00
399-	280.00-537.50	466.59	537.50				

Stocker sale at Community Livestock Exchange: **September 19, 2023: 183 Stockers**

Steers	Price Range	Average	Top	Heifers	Price Range	Average	Top
700-799	197.99-358.99	304.00	358.99	600-699	172.50-345.00	287.19	345.00
600-699	229.99-412.99	314.29	412.99	500-599	235.00-379.99	308.00	379.99
500-599	250.00-270.00	398.30	470.00	400-499	241.00-375.00	319.60	375.00
400-499	325.00-500.00	438.40	500.00				

Stocker sale at **Keady Livestock Market: September 19, 2023: 888 Stockers**

<b>Steers</b>	<b>Price Range</b>	<b>Average</b>	<b>Top</b>	<b>Heifers</b>	<b>Price Range</b>	<b>Average</b>	<b>Top</b>
<b>1000+</b>	308.00-317.50	312.90	317.50	<b>900+</b>	205.00-225.00	219.17	225.00
<b>900-999</b>	320.50-331.00	323.92	331.00	<b>800-899</b>	235.00-320.00	284.50	320.00
<b>800-899</b>	331.00-351.00	245.72	351.00	<b>700-799</b>	270.00-320.00	298.14	345.00
<b>700-799</b>	320.00-370.00	354.10	382.50	<b>600-699</b>	295.00-322.50	303.37	350.00
<b>600-699</b>	320.00-405.00	355.84	431.00	<b>500-599</b>	297.00-287.50	344.53	387.50
<b>500-599</b>	350.00-422.50	400.19	422.50	<b>400-499</b>	330.00-410.00	350.00	410.00
<b>400-499</b>	325.00-430.00	379.50	430.00				
<b>399-</b>	380.00-430.00	417.00	430.00				

Stocker sale at **Renfrew Pontiac Livestock: September 19, 2023: 440 Stockers**

<b>Steers</b>	<b>Price Range</b>	<b>Average</b>	<b>Top</b>	<b>Heifers</b>	<b>Price Range</b>	<b>Average</b>	<b>Top</b>
<b>900-999</b>	227.49-331.00	321.89	331.00	<b>900+</b>	225.00-275.00	270.99	275.00
<b>800-899</b>	210.00-316.99	296.79	316.99	<b>800-899</b>	210.00-309.50	304.30	309.50
<b>700-799</b>	225.00-337.99	304.30	337.99	<b>700-799</b>	220.00-337.00	308.59	337.00
<b>600-699</b>	250.00-404.99	356.40	404.99	<b>600-699</b>	218.00-339.99	291.80	339.99
<b>500-599</b>	239.99-447.49	361.50	447.49	<b>500-599</b>	189.99-350.00	310.99	350.00
<b>400-499</b>	270.00-470.00	395.40	470.00	<b>400-499</b>	239.99-382.50	306.99	382.50
<b>399-</b>	295.00-479.99	411.50	479.99	<b>300-399</b>	300.00-389.99	362.00	389.99

Stocker sale at **Ontario Livestock Exchange: September 20, 2023: 803 Stockers**

<b>Steers</b>	<b>Price Range</b>	<b>Average</b>	<b>Top</b>	<b>Heifers</b>	<b>Price Range</b>	<b>Average</b>	<b>Top</b>
<b>1000+</b>	289.00-325.00	304.88	325.00	<b>900+</b>	277.50-297.00	287.58	297.00
<b>900-999</b>	307.00-331.00	323.76	331.00	<b>800-899</b>	285.00-314.00	300.53	314.00
<b>800-899</b>	320.00-341.00	333.76	341.00	<b>700-799</b>	291.00-305.00	296.25	305.00
<b>700-799</b>	327.50-338.00	335.30	338.00				

Stocker sale at **Ontario Livestock Exchange: September 21, 2023: 480 Stockers**

<b>Steers</b>	<b>Price Range</b>	<b>Average</b>	<b>Top</b>	<b>Heifers</b>	<b>Price Range</b>	<b>Average</b>	<b>Top</b>
<b>1,000+</b>	230.00-270.00	248.65	270.00	<b>900+</b>	205.00-237.50	227.92	237.50
<b>900-999</b>	187.50-260.00	241.50	260.00	<b>800-899</b>	240.00-250.00	245.88	250.00
<b>800-899</b>	235.00-325.00	279.87	325.00	<b>700-799</b>	250.00-287.50	270.80	315.00
<b>700-799</b>	257.50-337.50	299.50	360.00	<b>600-699</b>	280.00-340.00	306.66	340.00
<b>600-699</b>	252.50-375.00	302.83	405.00	<b>500-599</b>	240.00-397.50	324.43	397.50
<b>500-599</b>	255.00-430.00	365.59	450.00	<b>400-499</b>	275.00-400.00	320.80	425.00
<b>400-499</b>	255.00-402.50	357.81	475.00	<b>300-399</b>	310.00-380.00	339.44	380.00
<b>399-</b>	285.00-490.00	400.77	490.00				

Stocker sale at **Ontario Stockyards Inc: September 21, 2023: 963 Stockers**

<b>Steers</b>	<b>Price Range</b>	<b>Average</b>	<b>Top</b>	<b>Heifers</b>	<b>Price Range</b>	<b>Average</b>	<b>Top</b>
<b>1,000+</b>	228.00-287.00	269.62	290.00	<b>900+</b>	200.00-260.00	238.22	267.50
<b>900-999</b>	235.00-310.00	276.42	310.00	<b>800-899</b>	202.50-291.00	249.15	296.00
<b>800-899</b>	242.50-327.50	295.80	327.50	<b>700-799</b>	265.00-315.00	296.64	321.00
<b>700-799</b>	302.00-369.00	345.93	369.00	<b>600-699</b>	240.00-319.00	285.39	345.00
<b>600-699</b>	340.00-432.00	373.48	440.00	<b>500-599</b>	260.00-370.00	311.24	407.00
<b>500-599</b>	335.00-450.00	391.42	462.00	<b>400-499</b>	290.00-402.50	341.53	439.00
<b>400-499</b>	365.00-480.00	442.35	480.00	<b>300-399</b>	350.00-370.00	361.11	370.00
<b>399-</b>	460.00-505.00	479.06	505.00				

Stocker sale at **Ottawa Livestock Exchange: September 21, 2023: 65 Stockers**

<b>Steers</b>	<b>Price Range</b>	<b>Average</b>	<b>Top</b>	<b>Heifers</b>	<b>Price Range</b>	<b>Average</b>	<b>Top</b>
<b>600-699</b>	250.00-394.00	324.67	394.00	<b>500-599</b>	332.00-342.00	337.50	342.00
<b>500-599</b>	375.00-394.00	383.14	394.00				
<b>400-499</b>	285.00-444.00	425.25	444.00				

## ONTARIO STOCKER & FEEDER TRADE SPECIAL FALL SALES

Stocker sale at Community Livestock Exchange: **September 15, 2023-947 Stockers**

Steers	Price Range	Average	Top	Heifers	Price Range	Average	Top
1000+	229.99-309.50	298.49	309.50	900+	237.99-312.99	298.70	312.99
900-999	291.00-311.50	308.59	311.50	800-899	254.99-314.00	304.70	314.00
800-899	235.00-347.99	325.99	347.99	700-799	229.99-339.99	307.90	339.99
700-799	287.50-379.00	354.80	379.00	600-699	222.50-339.00	318.50	339.00
600-699	322.50-429.00	387.40	429.00	500-599	229.99-375.00	333.19	375.00
500-599	279.699-465.00	430.10	465.00	400-499	264.99-482.50	370.80	482.50
400-499	279.99-465.00	430.10	465.00	300-399	320.00-419.00	407.30	419.00
399-	354.99-500.99	461.59	500.99				

Quinte Cattlemen's Association Stocker Sale - Farm Fresh, catalogued & majority vaccinated. There was an excellent offering comprised of 947 (532 steers and 415 heifers) Demand was very strong and sustained across all weight categories, with a very tight price range, especially in the heavier categories. Both steers and heifers exceeded Ontario averaged significantly. There were 43 consignors and 27 purchasing buyers.

Stocker sale at Maple Hill Auctions Limited: **September 18, 2023: 656 Stockers**

Steers	Price Range	Average	Top	Heifers	Price Range	Average	Top
1000+	300.50-312.00	306.23	312.00	900+	265.00-316.00	293.83	316.00
900-999	312.00-327.50	323.90	327.50	800-899	313.00-314.00	313.67	314.00
800-899	333.00-348.25	341.20	348.25	600-699	302.00-339.00	320.26	339.00
700-799	350.00-366.00	358.12	373.00	500-599	287.00-332.00	314.00	332.00
600-699	368.50-378.00	374.37	378.00				

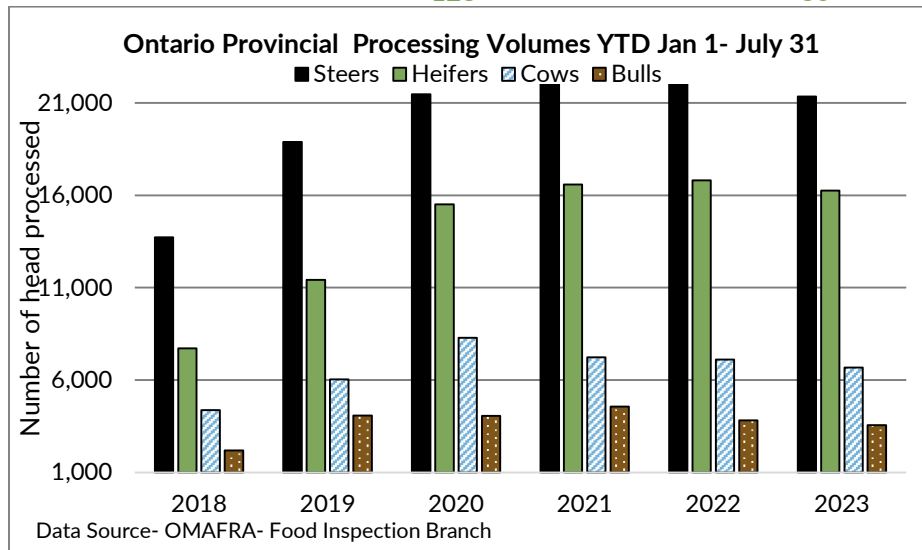
Stocker sale at Algoma Cooperative Livestock Sales/Thessalon: **September 19, 2023: 1,181 Stockers**

Steers	Range (\$/cwt)	Avg	Heifers	Range (\$/cwt)	Avg
1000+	253.00-286.00	278.00	900-999	215.00	215.00
900-999	292.00-309.00	301.00	800-899	250.00-310.00	294.00
800-899	291.00-342.00	324.00	700-799	269.00-319.00	304.00
700-799	236.00-369.00	350.00	600-699	269.00-333.00	305.00
600-699	333.00-366.00	358.00	500-599	300.00-324.00	302.00
500-599	339.00-345.00	343.00	400-499	254.00-285.00	275.00

Bid strength was steady.

### WEEKLY LIVE CATTLE EXPORTS-ONTARIO

	Week ending Sep 2, 2023	Week ending Aug 26, 2023	Year to Date
Total live slaughter cattle exported through Ontario ports to the U.S.	2,707	2,426	86,329
Steers & Heifers & Cows	2,579	2,346	82,853
Bulls	128	80	3,476



## ONTARIO - PROVINCIAL PROCESSING- OMAFRA

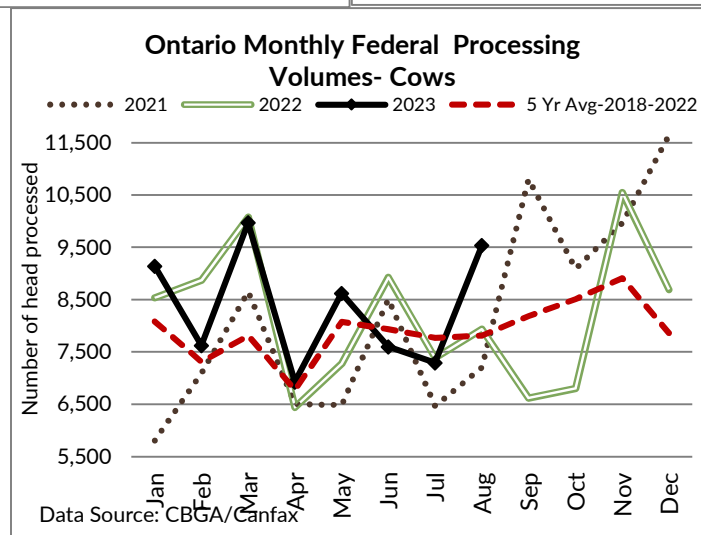
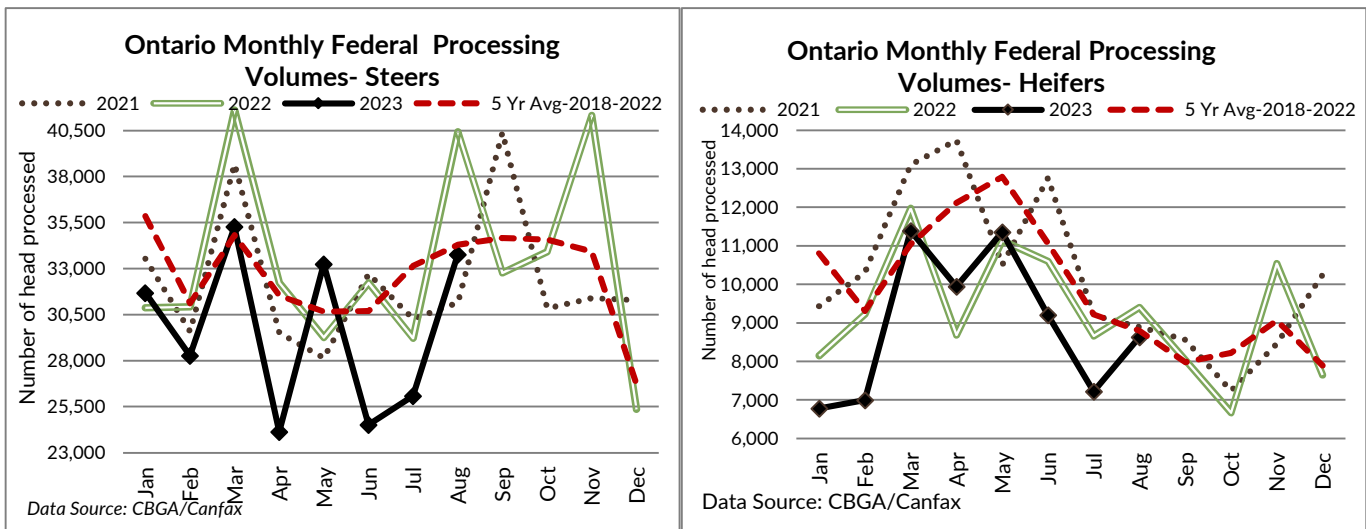
	July 2023	July 2022	2023 YTD Total	2022 YTD Total	% change from 2022
Steers	2,971	3,212	21,338	24,785	-13.9%
Heifers	2,009	2,302	16,257	16,801	-3%
Cows	790	974	6,673	7,108	-6%
Bulls	537	641	3,553	3,805	-6.7%

## CANADIAN- FEDERALLY INSPECTED PROCESSING-Canfax/CBGA

	Week Ending Sept 16, 2023	# of hd change from week ago	YTD	% Change (Week Ago)	% Change (Year Ago)
Grand Total	66,936	+7,244	2,216,137	+12%	-5%
Western Processing	53,883	+5,152	1,763,327	+11%	-5%
Eastern Processing	13,053	+2,092	452,810	+19%	-6%

## ONTARIO- FEDERALLY INSPECTED PROCESSING-Canfax/CBGA

	Week Ending Sept 16, 2023	# of hd change from week ago	YTD	% Change (Week Ago)	% Change (Year Ago)
Grand Total	11,288	+1,797	395,543	+18.9%	-9%



### AVERAGE CARCASS WEIGHTS – CANADA-Canfax/CBGA

	Steers	Heifers
Sept 16, 2023	938	843
Sept 9, 2023	936	847
Sept 17, 2022	949	850

### AVERAGE CARCASS WEIGHTS – ONTARIO-Canfax/CBGA

	Steers	Heifers
Sept 16, 2023	945	826
Sept 9, 2023	947	828
Sept 17, 2022	951	820

### USDA ESTIMATED CATTLE PROCESSING VOLUME

	Week Ending	Previous Week	Year Ago
	September 23, 2023		
Grand Total	625,000	632,000	671,000

### QUEBEC ELECTRONIC AUCTION MARKET (F.O.B. THE FEEDLOT)

	Price	Change from Last Week
For the week ending September 21, 2023	391.00-394.00	+0.65

### ALBERTA DIRECT TRADE

Alberta's direct trade: for the week ending September 21, 2023

Steers	Live- FOB	N/T	Rail - FOB	387.75-388.50
Heifers	Live- FOB	N/T	Rail - FOB	387.00-388.50

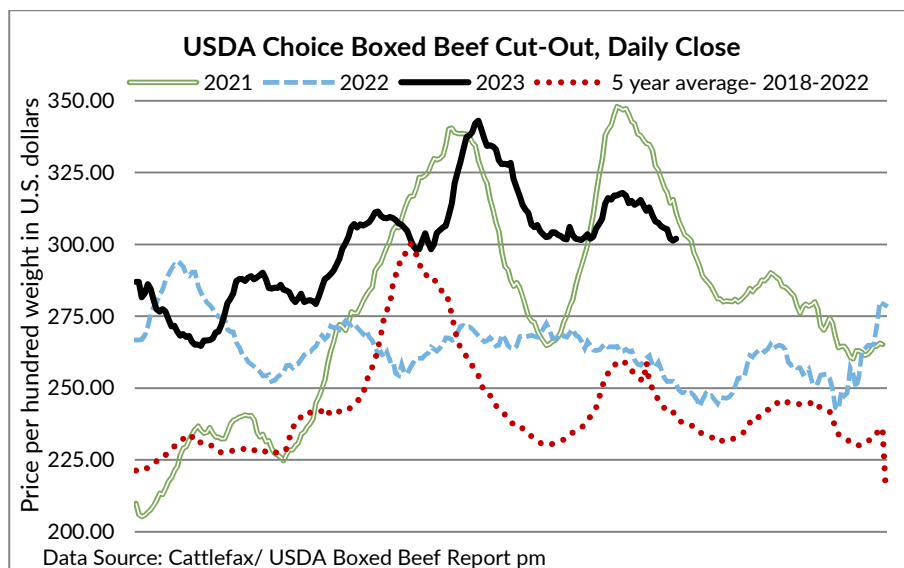
### U.S. TRADE (U.S. funds)

The U.S. cash cattle trade: for the week ending September 21, 2023

Choice and Select Steers and Heifers:	Live	182.00-187.00
	Rail	285.00-293.00

### U.S. BOXED BEEF CUT-OUT VALUES (U.S. funds)

	Choice	Select
	600-900	600-900
Current Five Day Average	303.27	281.20





## BEEF EXPORTS – CANADA (AAFC)

	<i>United States</i>	<i>Change from last year YTD</i>	<i>Mexico</i>	<i>Change from last year YTD</i>
	<i>Jan 1- July 31/2023</i>		<i>Jan 1- July 31/2023</i>	
Total	204,468 tonnes	+1% or +2,597 tonnes	19,252 tonnes	+34% or +4,918 tonnes
	<i>Japan</i>	<i>Change from last year YTD</i>	<i>South Korea</i>	<i>Change from last year YTD</i>
	<i>Jan 1- July 31/2023</i>		<i>Jan 1- July 31/2023</i>	
Total	27,235 tonnes	-37% or -15,712 tonnes	8,834 tonnes	-31% or -4,025 tonnes
	<i>Viet Nam</i>	<i>Change from last year YTD</i>	<b>Total Beef Exports</b>	<i>Change from last year YTD</i>
	<i>Jan 1- July 31/2023</i>		<i>Jan 1- July 31/2023</i>	
Total	7,609 tonnes	-9% or -745 tonnes	278,229 tonnes	-5% or -15,172 tonnes

## LIVE CATTLE – CANADA (AAFC)

IMPORTS		<i>Import % change from 2022 YTD</i>	EXPORTS	<i>Export % change from 2022 YTD</i>	
<i>Jan 1- July 31/2023</i>			<i>Jan 1- Sept 2/2023</i>		
Pure bred	6,710	-29%	Slaughter steers & heifers & cows	308,292	-5%
Non-pure bred	162,313	+38%	Feeder cattle & calves	108,793	-32%
			Bulls	23,037	-15%

## BEEF IMPORTS – CANADA (AAFC)

	<i>Jan 1 – Sept 9, 2023</i>	<i>Last Year Same Time</i>	<i>% Change</i>
United States	71,578 tonnes	73,969 tonnes	-3%
Uruguay	9,749 tonnes	6,973 tonnes	+40%
Mexico	7,932 tonnes	7,030 tonnes	+13%
Australia	6,749 tonnes	7,835 tonnes	-14%
Non-CUSMA	27,690 tonnes	24,057 tonnes	+15%
EU-27 (beef/veal total)	6,104 tonnes	11,006 tonnes	-45%
Total	115,840 tonnes	118,083 tonnes	-2%

## BEEF PRODUCTION – CANADA (AAFC)

	<i>Jan 1 – September 9, 2023</i>	<i>Last Year Same Time</i>	<i>% Change</i>
Fed	719,856 tonnes	761,620 tonnes	-5%
Non-fed	116,459 tonnes	105,331 tonnes	+11%

## CHICAGO MERCANTILE EXCHANGE

Closing quotes on futures **today** were as follows:

<b>Live Cattle</b>		<b>Feeder Cattle</b>		<b>Corn</b>	
Oct	187.07 +2.10	Sep	254.10 +0.82	Dec	4.772 +2.0
Dec	191.35 +1.85	Oct	259.15 +1.37	Mar	4.922 +2.2
Feb	195.55 +1.47	Nov	263.52 +0.82	May	5.010 +2.4
Apr	199.00 +1.45	Jan	265.90 +1.45	Jul	5.054 +2.6
Jun	192.42 +1.37	Mar	268.35 +1.60	Sep	5.030 +2.2
Aug	191.00 +1.25	Apr	272.25 +1.60	Dec	5.070 +2.0
<b>Soybeans</b>		<b>Soft Red Winter Wheat</b>		<b>Canadian \$</b>	
Nov	12.962 +2.4	Dec	5.794 +3.6	Spot	74.19 -0.04
Jan	13.134 +2.6	Mar	6.064 +4.2	Dec	74.28 -0.04
Mar	13.246 +2.4	May	6.236 +4.6	Mar	74.38 -0.04
May	13.320 +2.0	Jul	6.334 +4.6	Jun	74.44 -0.03
Jul	13.332 +1.2	Sep	6.456 +5.0	Sep	74.47 -0.03
Aug	13.154 +1.4	Dec	6.610 4.2	Dec	74.46 -0.02

## ONTARIO STOCKER & FEEDER SPECIAL FALL SALES

Sep 23	11:00 am	Denfield Livestock Exchange	Vaccinated Calves & Yearlings
Sep 27	12:00 pm	Aylmer Stockyards Inc	Fall Stocker Sale
Sep 27	1:00 pm	Vankleek Hill Livestock Exchange	Fall Stocker Sale
Sep 28	11:00 am	Ontario Stockyards Inc	Special Fall Yearling Sale (in regular sale)
Sep 29	9:00 am	Keady Livestock Market	Grass Yearling Sale (selling on overnight stand)
Sep 29	7:00 pm	Cargill Auction Market	Charolais & Exotic Yearling Sale
Sep 30	8:30 am	Rainy River Cattlemen's Sale-Stratton	Fall Stocker Sale (Cows & Bull included)
Sep 30	1:00 pm	Maple Hill Auctions Ltd	Red Angus Female Sale.
Oct 2	7:00 pm	Maple Hill Auctions Ltd	Special Stocker Sale
Oct 4	10:00 am	Kawartha Lakes Community Sale Barn	Special Fall Calf & Yearling Sale
Oct 5	11:00 am	Ontario Stockyards Inc	CDN Angus Program/CDN Hereford Assoc. Sale
Oct 6	9:00 am	Keady Livestock Market	Grass Yearling Sale (selling on overnight stand)
Oct 7	11:00 am	Denfield Livestock Exchange	Vaccinated Calves & Yearlings

### Comments for the week ending September 21, 2023

Larger receipts of fed steers and heifers were sold through auction markets this week at 454 head, up 156 from the week before and 201 more than this time last year. Fed steers saw a full trading range or \$227.41-\$240.92 cwt with a weighted average price of \$235.12 up \$4.82 from the previous week and \$51.68 stronger than year ago prices. Fed heifers ranged from \$227.05-\$240.19 averaging \$234.47 up \$4.38 cwt from the week before and \$60.50 above year ago prices. Auction markets reported trade as active with prices up \$1.00-\$3.00 cwt, with quality considered.

The Ontario railgrade market was fairly quiet the first part of the week with just a couple of deals reported last Friday at \$392.00 dressed for steers with delivery the week of September 25th. By Wednesday bids were noted as \$1.00 cwt stronger at \$393.00 dressed for steers and \$392.00 for heifers with delivery now for the week of October 2nd but no trade was reported. Thursday trade surfaced at \$395.00 dressed for steers and \$394.00 for heifers up another \$2.00 cwt from Wednesday's bids and \$3.00 cwt stronger than last week. Delivery of the cattle sold this week is scheduled mainly for the week of October 2nd, with a few the following week by choice. US packer interest is noted but no trade has been reported at this time.

The Boxed Beef Report by Kevin Grier notes the current market overview: "The Choice cutout slid nearly \$6 last week. The erosion in the cutout value the last few weeks is predictable and based mostly on a modest weakening in demand after Labor Day buying is done. Buyers will be struggling with the question of how long this slide is going to last and how low it will go. For their part, packers will be making dire warnings about tight cattle numbers and kill cuts. Packers need the slide this year to be short and sweet. For their part, buyers can make the slide last if they sit on their hands and do not succumb to packer warnings of no beef for Christmas. I expect that buyer nerves will make this slide shorter than normal."

2,226 fed/cull cows sold through auction markets this week down 36 head from last week but 394 more than the same time last year. Cows sold from \$106.00-\$154.64 with a weekly weighted average price of \$128.05 for all classes, down \$1.45 from the previous week but \$29.45 higher than year ago prices. Auction markets reported trade as active at prices generally steady to strong with one market noting prices easier by \$2.00-\$3.00 cwt, with another noting beef cows steady with dairy cows up \$10.00 cwt. As the week progressed trade was noted as \$3.00-\$5.00 cwt higher on all classes with the market ending the week holding steady. 429 beef cows sold this week down 11 head from last week averaging \$140.24 up \$0.63 cwt from the previous week's weighted average beef cow price.

Larger volumes of stocker and feeder cattle sold through auction markets this week meeting a strong demand. There were 6,588 stocker and feeder cattle sold this week up 1,931 head from the previous week and 1,342 more than the same week last year. Auction markets reported demand as good to excellent. Calves started on strong demand at higher prices, up \$5.00-\$10.00 cwt. As the week progressed calves were noted as fully steady and held steady for the remainder of the week, with quality considered. Heavier cattle/yearlings started out steady to higher. As the week progressed trade was fully steady to active at stronger prices. Actual average prices this week saw steers from 400-500 lbs up \$15.57 from the



previous week on average, 500-600 lbs were up \$12.52, 600-700 lbs down \$0.51, 700-800 lbs down \$3.99, 800-900 lbs up \$8.99, 900-1000 lbs up \$0.76 while steers 1000 lbs plus averaged \$8.44 higher than last week's weighted average prices. Heifers from 300-400 lbs were up \$29.36 cwt on average, 400-500 lbs up \$8.87, 500-600 lbs down \$0.74, 600-700 lbs down \$9.03, 700-800 lbs up \$15.35, 800-900 lbs up \$13.36 and heifers 900 lbs and over averaged \$18.44 cwt stronger than last week on average.

The Quebec electronic market this week ranged from \$391.00-\$394.00 cwt dressed on a picked-up basis, up \$0.65 cwt from the previous week's trade.

Alberta direct trade was light at fully steady prices this week, with Canfax reporting sales at \$390.00 cwt delivered on a dressed basis. Delivery of the cattle sold was reported from October 9th to October 30th. Canfax reports: "All three Western Canadian packers bought cattle. No cash sales to the US were reported however US packers were looking to formula price cattle. There were rumblings a few Western Canadian fed cattle were committed to the US packer. These cattle will be priced off the five-area average price."

The U.S. cash cattle trade the week ending September 15th was limited until Friday. Business in the south was mainly \$182.00-\$183.50 live, majority at \$183.00 up \$3.00 cwt. In the north live trade ranged from \$184.00-\$186.50, most \$184.00-\$185.00 cwt with dressed deals mainly at \$292.00, up \$2.00 cwt on average from the previous week's trade. Actual average prices for the week, reported by the USDA Mandatory Price Report listed live steers at \$184.04 up \$1.76 cwt with live heifers averaging \$184.01 up \$2.49. On the rail steers averaged \$291.84 dressed up \$2.36 with heifers averaging \$291.27 up \$1.95.

The U.S. cash cattle trade this week is very quiet until Thursday morning with just a couple of deals noted in the north Wednesday at steady prices from \$184.00-\$186.00 live and \$292.00-\$293.00 dressed, but just a handful were reported and certainly not enough to establish a market. Thursday saw light to moderate trade develop with sales reported in the south from \$182.00-\$183.00 live, most at \$183.00 which is fully steady to last week. In the north business ranged from \$288.00-\$293.00 dressed, mostly \$292.00 which is steady with some live trade noted from \$184.00-\$187.00 cwt. Today the market is quiet. The Cattle On Feed Report was released this afternoon reporting US on feed numbers down 2 percent from last year while placements were 5 percent below this time last year. Marketing were also noted as 6 percent below this time in 2022.