



WEEKLY MARKET INFORMATION REPORT – FOR THE WEEK ENDING THURSDAY SEPTEMBER 28, 2023

The following information is collected from various sources and disseminated by Beef Farmers of Ontario.

ONTARIO DIRECT TO PACKER RAILGRADE CATTLE TRADE

Prices are on a carcass weight basis before grade and weight discounts:

A Grade Steers	395.00
A Grade Heifers	394.00

ONTARIO LIVE CATTLE TRADE

Ontario auction sales this week saw weighted average price ranges for:

FED CATTLE	Volume	Price Range	Average	Top	Last Week Avg
Large Frame Steers +1250	42	226.93-235.97	233.63	265.00	236.20
Medium Frame Steers +1250	70	224.34-235.95	231.08	241.50	234.07
-Large & Medium Frame Steers +1250	112	220.15-238.40	232.69	265.00	235.12
Large Frame Heifers +1000	81	219.70-239.98	233.85	257.50	235.03
Medium Frame Heifers +1000	147	229.14-239.87	234.81	279.00	234.00
Large & Medium Frame Heifers +1000	228	227.12-240.53	234.99	279.00	234.47
Fed steers, Dairy & Dairy Cross +1250	39	181.08-207.02	197.31	234.25	188.52
Fed heifers, Dairy & Dairy Cross +1000	97	157.29-202.39	189.81	232.75	171.02
Cows - All Weights	2,155	105.84-154.51	126.89	230.00	128.05
Bulls - All Weights	168	155.19-197.48	176.95	314.99	176.77

STOCKERS - Large and Medium Frame

STEERS	Volume	Price Range	Average	Top	Last Week Avg
1000+	753	271.10-311.25	290.25	321.00	301.22
900-999	780	288.25-327.35	307.60	337.00	314.19
800-899	418	272.60-334.78	304.93	354.00	330.36
700-799	469	267.25-346.82	307.45	373.00	337.14
600-699	487	296.50-381.50	344.74	435.00	358.03
500-599	573	291.44-430.71	371.49	482.50	369.01
400-499	313	325.81-483.74	413.55	513.99	418.64
-399	90	332.88-475.55	413.98	675.00	443.20

STOCKERS - Large and Medium Frame

HEIFERS	Volume	Price Range	Average	Top	Last Week Avg
+900	504	234.63-272.34	256.93	307.50	271.20
800-899	318	244.41-285.86	268.41	316.00	294.85
700-799	292	231.98-299.98	273.51	319.50	293.37
600-699	277	245.84-331.20	297.25	366.00	298.56
500-599	337	269.58-371.73	328.66	389.99	319.98
400-499	252	288.87-392.72	336.60	434.99	339.69
300-399	91	291.32-375.63	334.76	437.50	362.79
-299	18	239.56-356.39	297.67	410.00	270.33

At Kawartha Lakes Community Sale Barn: **September 23, 2023-185 cows, 18 bulls, 65 veal, 76 stockers, 7 fed cattle**

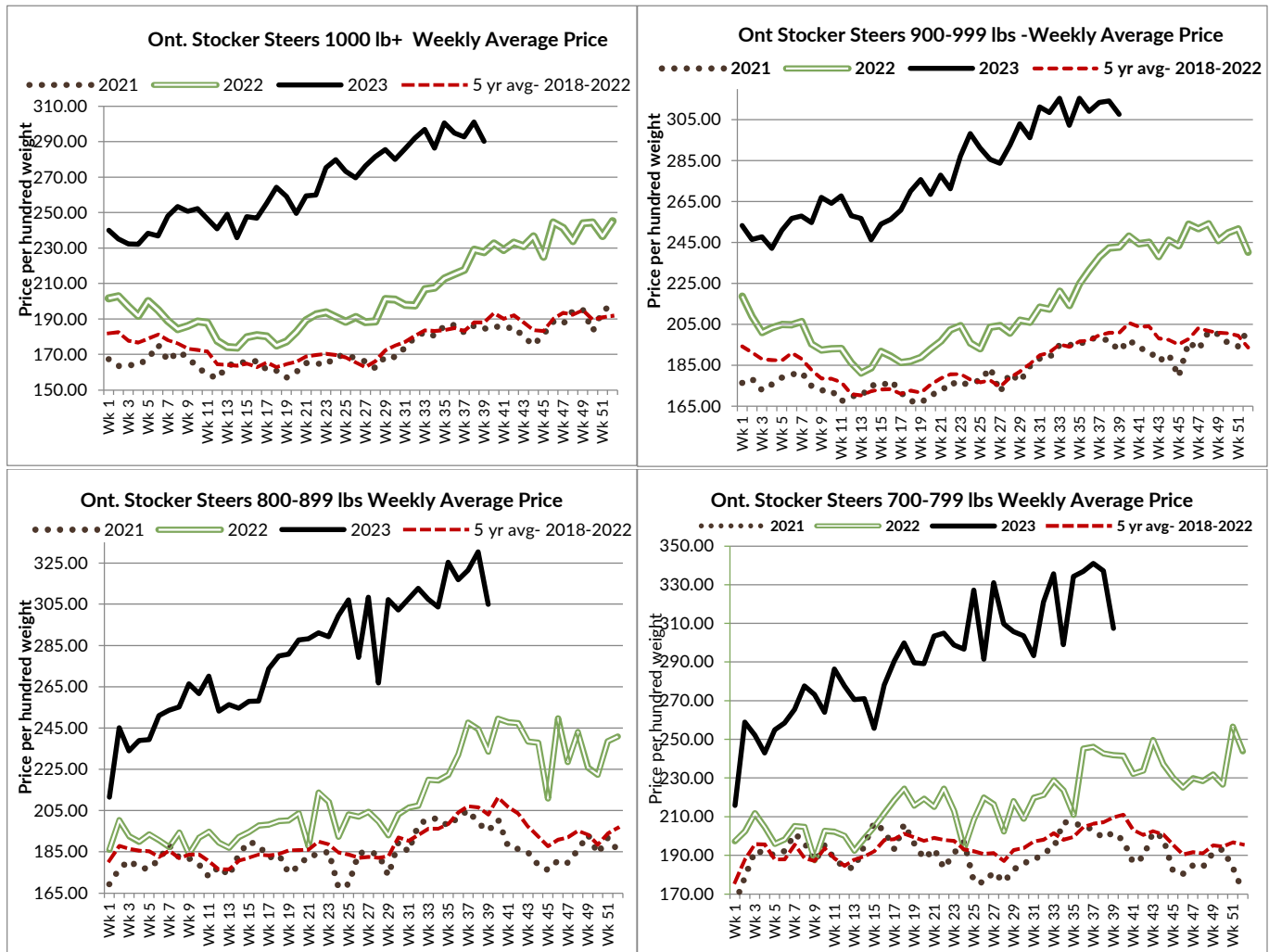
	Price Range	Avg.	Top
Cows	110.00-161.00	127.71	186.00
Bulls 1600 lbs & under	123.00-221.24	165.86	221.2
Bulls 1600 lbs & over	155.00-205.00	176.52	205.00
Veal Calves 600 lbs+	176.00-230.00	193.74	272.50
Veal Calves 125 lbs -	125.00-650.00	316.68	700.00

At Denfield Livestock Exchange Inc.: **September 26, 2023: 197 Fed Cattle, 60 Cows, 2 Bulls, 11 Veal**

	Price Range	Average	Top
Large & Medium Frame Fed Steers +1250 lbs	234.50-241.00	238.21	265.00
Large & Medium Frame Fed Heifers +1000 lbs	234.00-243.25	239.00	279.00
Cows	114.00-146.00	127.66	189.00
Veal +600 lbs	190.00-214.00	206.13	240.00

At Aylmer Stockyards Inc.: **September 27, 2023 - 16 Veal, 230 Cows, 40 Fed cattle, 72 Stockers, 2 Bulls**

	Price Range	Average	Top
Fed Heifers, dairy & dairy cross 1000+ lbs	114.99-198.50	185.40	198.50
Cows	91.00-179.00	130.69	187.99
Veal 600+ lbs	175.00-267.49	219.39	267.49



ONTARIO STOCKER & FEEDER TRADE

Stocker sale at Brussels Livestock: September 22, 2023-1,046 Stockers

Steers	Price Range	Average	Top	Heifers	Price Range	Average	Top
1000+	281.00-301.00	291.29	301.00	900+	235.00-266.75	253.55	306.00
900-999	287.50-327.00	308.71	327.00	800-899	237.00-296.00	269.32	309.00
800-899	300.00-341.50	327.09	341.50	700-799	282.50-319.50	308.90	319.50
700-799	279.50-338.00	301.66	357.00	600-699	246.00-328.00	302.76	347.50
600-699	323.00-356.00	337.50	395.00	500-599	330.00-362.00	339.57	362.00
500-599	290.00-442.00	384.86	442.00	400-499	285.00-357.50	324.41	382.00
400-499	367.00-439.00	404.63	500.00	300-399	200.00-355.00	309.00	355.00
399-	390.00-470.00	436.90	470.00	299-	184.00-370.00	248.00	370.00

Stocker sale at Kawartha Lakes Community Sales Barn: September 22, 2023-76 Stockers

Steers	Price Range	Average	Top	Heifers	Price Range	Average	Top
700-799	265.00-340.00	302.43	340.00	900+	210.00-242.50	232.84	242.50
500-599	270.00-375.00	314.70	375.00	500-599	280.00-332.00	308.87	332.50
400-499	205.00-485.00	349.75	485.00	400-499	275.00-345.00	316.56	345.00
399-	375.00-440.00	420.67	440.00				

Stocker sale at Community Livestock Exchange: September 26, 2023: 229 Stockers

Steers	Price Range	Average	Top	Heifers	Price Range	Average	Top
700-799	239.99-335.00	299.00	335.00	700-799	204.99-283.00	255.60	283.00
600-699	314.99-397.50	341.00	397.50	600-699	241.00-307.50	262.69	307.50
500-599	279.99-482.50	376.10	482.50	500-599	220.00-357.50	305.50	357.50
400-499	325.00-505.99	437.10	505.99	400-499	279.99-402.50	343.99	402.50

Stocker sale at Keady Livestock Market: September 26, 2023: 741 Stockers

Steers	Price Range	Average	Top	Heifers	Price Range	Average	Top
1000+	296.00-315.50	305.28	315.50	900+	242.50-272.50	261.67	272.50
900-999	303.50-337.00	317.39	337.00	800-899	266.00-278.00	269.27	278.00
800-899	308.00-354.00	328.92	354.00	700-799	250.00-279.00	268.74	279.00
700-799	340.00-368.00	350.84	368.00	600-699	285.00-366.00	328.33	366.00
600-699	335.00-405.00	368.13	405.00	500-599	310.00-385.00	359.17	385.00
500-599	350.00-450.00	403.85	450.00	400-499	353.00-417.50	375.50	417.50
400-499	320.00-512.50	397.50	512.50				

Stocker sale at Renfrew Pontiac Livestock: September 26, 2023: 357 Stockers

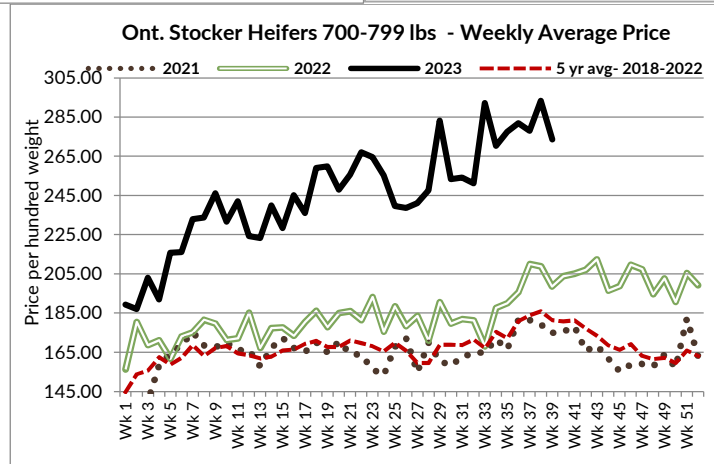
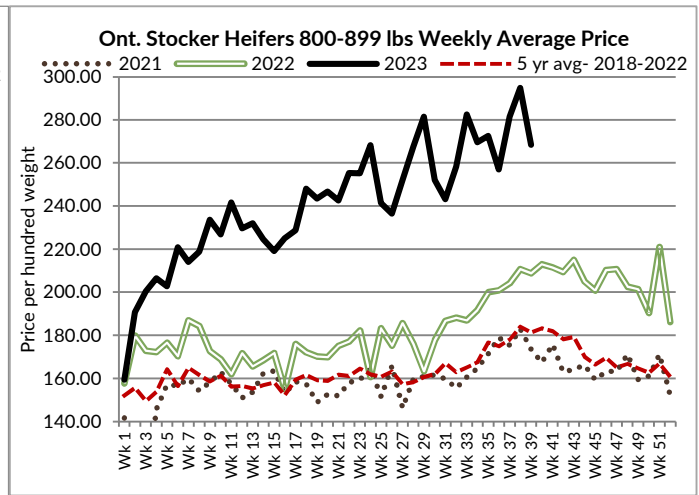
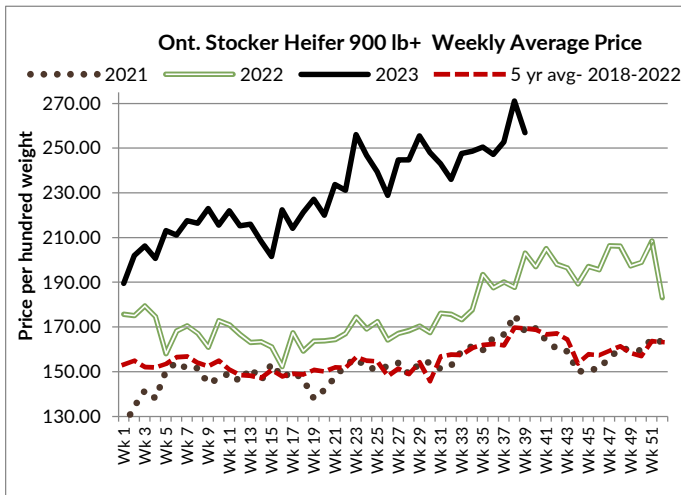
Steers	Price Range	Average	Top	Heifers	Price Range	Average	Top
700-799	247.50-345.00	316.19	345.00	600-699	187.50-331.00	289.29	331.00
600-699	239.99-409.99	367.39	409.99	500-599	220.00-389.99	340.30	389.99
500-599	282.50-462.50	403.39	462.50	400-499	279.99-434.99	343.50	434.99
400-499	279.99-513.99	447.70	513.99	300-399	260.00-417.49	345.69	417.49
399-	300.00-515.00	434.79	515.00				

Stocker sale at Ontario Livestock Exchange: September 27, 2023: 811 Stockers

Steers	Price Range	Average	Top	Heifers	Price Range	Average	Top
1000+	271.00-321.00	291.43	321.00	900+	256.00-281.00	267.90	281.00
900-999	298.00-336.00	315.26	336.00				
800-899	280.00-345.00	323.31	345.00				
700-799	280.00-335.00	300.00	335.00				
600-699	220.00-370.00	291.25	370.00				

Stocker sale at Vankleek Hill Livestock Exchange: September 27, 2023: 238 Stockers

Steers	Price Range	Average	Top	Heifers	Price Range	Average	Top
800-899	195.00-325.00	238.53	325.00	700-799	215.00-302.00	256.11	302.00
700-799	245.00-345.00	297.68	345.00	600-699	232.00-340.00	296.28	340.00
600-699	265.00-375.00	340.00	435.00	500-599	275.00-385.00	312.61	385.00
500-599	350.00-440.00	383.35	470.00	400-499	252.50-390.00	318.43	390.00
400-499	387.50-472.50	425.51	472.50				
399-	420.00-440.00	433.86	440.00				



Stocker sale at Ontario Livestock Exchange: **September 28, 2023: 576 Stockers**

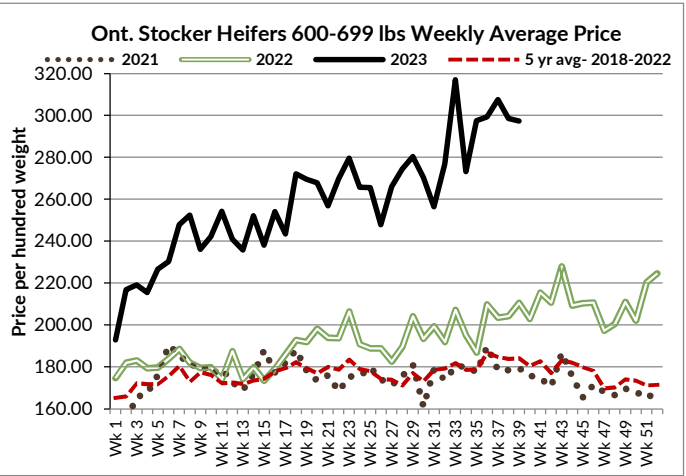
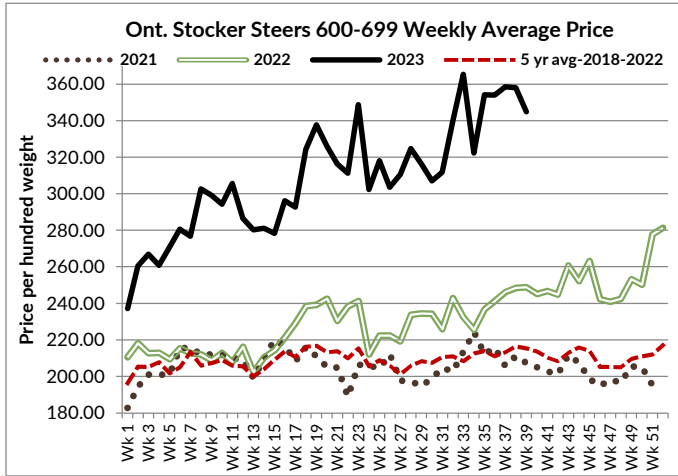
Steers	Price Range	Average	Top	Heifers	Price Range	Average	Top
1,000+	195.00-245.00	230.42	245.00	900+	210.00-232.50	218.75	232.50
900-999	190.00-260.00	230.57	260.00	800-899	180.00-235.00	207.00	240.00
800-899	225.00-310.00	261.70	310.00	700-799	225.00-290.00	262.39	290.00
700-799	260.00-360.00	310.51	360.00	600-699	255.00-305.00	281.60	340.00
600-699	265.00-370.00	311.67	425.00	500-599	275.00-375.00	322.65	385.00
500-599	300.00-470.00	403.28	470.00	400-499	320.00-420.00	356.36	420.00
400-499	365.00-510.00	437.35	510.00	300-399	315.00-385.00	342.04	400.00
399-	360.00-405.00	384.00	430.00				

Stocker sale at Ontario Stockyards Inc: **September 28, 2023: 1,450 Stockers-** Special fall yearling sale included

Steers	Price Range	Average	Top	Heifers	Price Range	Average	Top
1,000+	181.00-299.00	266.37	299.00	900+	225.00-285.00	263.81	285.00
900-999	245.00-299.00	284.45	316.00	800-899	210.00-267.50	238.73	293.00
800-899	247.50-328.00	287.47	336.00	700-799	202.50-305.00	266.32	315.00
700-799	260.00-355.00	310.71	373.00	600-699	245.00-339.00	302.66	357.50
600-699	305.00-394.00	352.31	417.00	500-599	275.00-370.00	327.36	370.00
500-599	280.00-405.00	351.01	465.00	400-499	290.00-380.00	329.41	390.00
400-499	320.00-475.00	389.39	505.00	300-399	275.00-360.00	322.11	377.50
399-	340.00-507.50	429.64	507.50	299-	150.00-305.00	224.00	305.00

Stocker sale at Ottawa Livestock Exchange: **September 28, 2023: 97 Stockers**

Steers	Price Range	Average	Top	Heifers	Price Range	Average	Top
600-699	375.00-420.00	403.33	420.00	500-599	300.00-350.00	325.13	350.00
500-599	325.00-426.00	380.90	440.00	400-499	335.00-375.00	358.00	375.00
400-499	320.00-456.00	393.25	456.00				

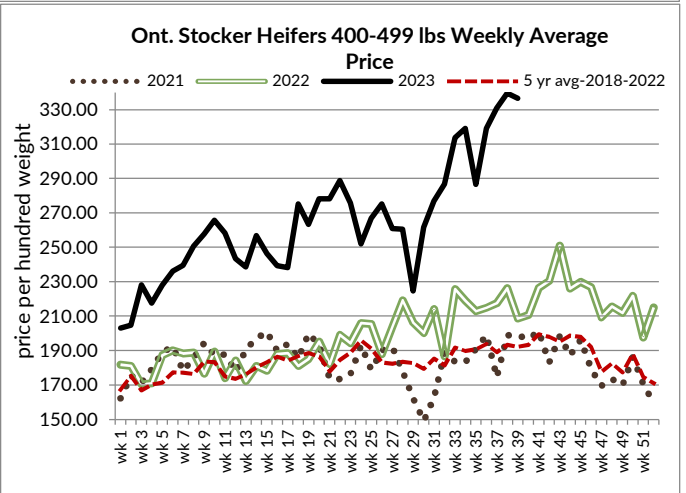
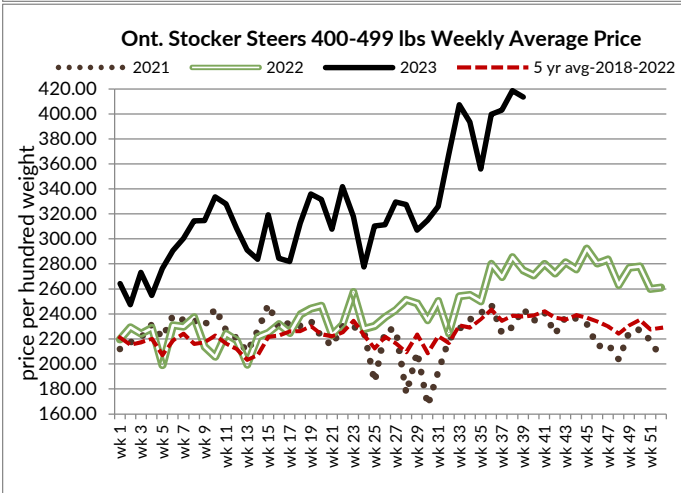
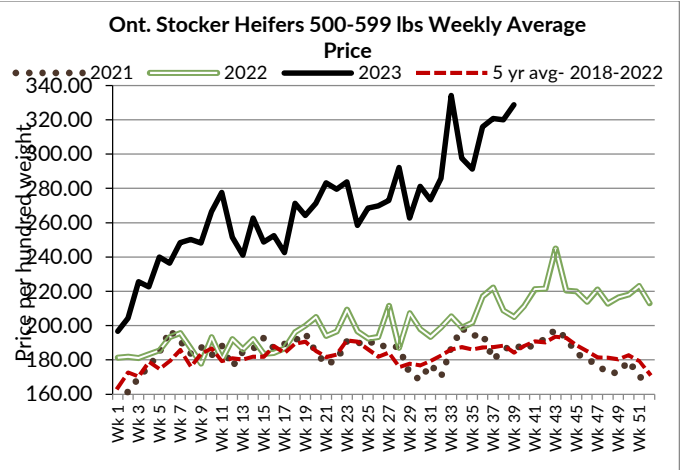
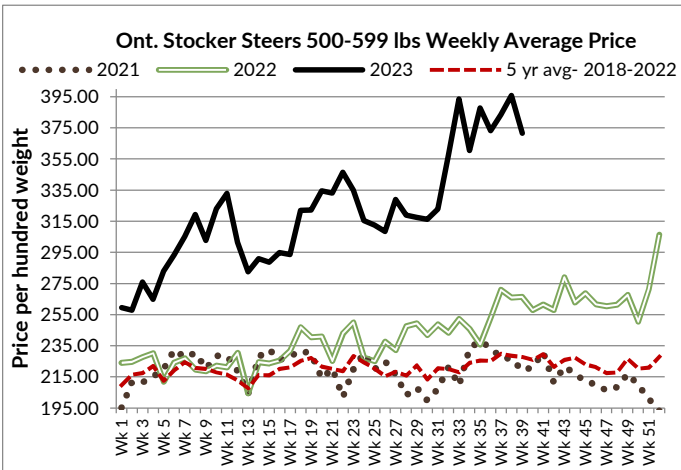


ONTARIO STOCKER & FEEDER TRADE SPECIAL FALL SALES

Stocker sale at Denfield Livestock Exchange: **September 23, 2023-283 Stockers**

Steers	Price Range	Average	Top	Heifers	Price Range	Average	Top
1000+	242.00-297.00	275.81	298.00	900+	249.00-293.50	272.17	307.50
900-999	292.00-320.00	304.00	320.00	800-899	282.50-312.00	306.02	316.00
800-899	250.00-327.00	285.66	327.00	700-799	266.00-305.00	281.85	305.00
600-699	312.00-336.00	321.78	336.00	600-699	250.00-311.00	287.88	331.00

All classes sold on a very strong market.



ONTARIO BRED COW SALES

Kawartha Lakes Community Sales Barn, September 23, 2023 - 30 Cow/calf pairs (prices are per pair)

Exotic and Exotic X

British and British X

Top quality cow/calf pairs	\$3600-\$4300	N/T
Avg quality cow/calf pairs	\$2800-\$3500	N/T

Cow/calf pairs sold with great buyer interest.

WEEKLY LIVE CATTLE EXPORTS-ONTARIO

	Week ending Sep 9, 2023	Week ending Sep 2, 2023	Year to Date
Total live slaughter cattle exported through Ontario ports to the U.S.	2,370	2,707	88,699
Steers & Heifers & Cows	2,298	2,579	85,151
Bulls	72	128	3,548

CANADIAN- FEDERALLY INSPECTED PROCESSING-Canfax/CBGA

	Week Ending Sept 23, 2023	# of hd change from week ago	YTD	% Change (Week Ago)	% Change (Year Ago)
Grand Total	60,600	-6,336	2,276,736	-9%	-5%
Western Processing	47,808	-6,075	1,811,134	-11%	-5%
Eastern Processing	12,792	-261	465,602	-2%	-6%

ONTARIO- FEDERALLY INSPECTED PROCESSING-Canfax/CBGA

	Week Ending Sept 23, 2023	# of hd change from week ago	YTD	% Change (Week Ago)	% Change (Year Ago)
Grand Total	10,982	-306	405,525	-2.7%	-9%

AVERAGE CARCASS WEIGHTS – CANADA-Canfax/CBGA

	Steers	Heifers
Sept 23, 2023	946	846
Sept 16, 2023	938	843
Sept 24, 2022	962	840

AVERAGE CARCASS WEIGHTS – ONTARIO-Canfax/CBGA

	Steers	Heifers
Sept 23, 2023	962	809
Sept 16, 2023	945	826
Sept 24, 2022	946	814

USDA ESTIMATED CATTLE PROCESSING VOLUME

	Week Ending September 30, 2023	Previous Week	Year Ago
Grand Total	612,000	625,000	667,000

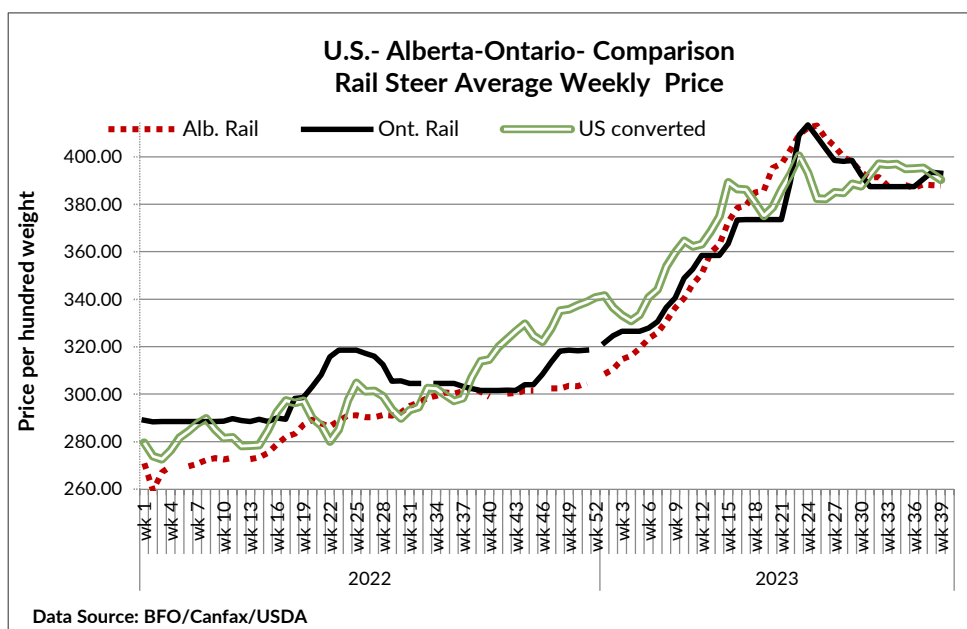
QUEBEC ELECTRONIC AUCTION MARKET (F.O.B. THE FEEDLOT)

	Price	Change from Last Week
For the week ending September 28, 2023	392.50-394.50	+0.58

ALBERTA DIRECT TRADE

Alberta's direct trade: for the week ending September 28, 2023

Steers	Live- FOB	N/T	Rail - FOB	387.00-388.50
Heifers	Live- FOB	N/T	Rail - FOB	Not enough sold to report a price



U.S. TRADE (U.S. funds)

The U.S. cash cattle trade: for the week ending September 28, 2023

Choice and Select Steers and Heifers:	Live	182.00-186.00
	Rail	288.00-293.00

U.S. BOXED BEEF CUT-OUT VALUES (U.S. funds)

	Choice	Select
	600-900	600-900
Current Five Day Average	301.36	279.18

BEEF EXPORTS - CANADA (AAFC)

	United States	Change from last year YTD	Mexico	Change from last year YTD
Total	204,468 tonnes	+1% or +2,597 tonnes	19,252 tonnes	+34% or +4,918 tonnes
	Japan	Change from last year YTD	South Korea	Change from last year YTD
Total	27,235 tonnes	-37% or -15,712 tonnes	8,834 tonnes	-31% or -4,025 tonnes
	Viet Nam	Change from last year YTD	Total Beef Exports	Change from last year YTD
Total	7,609 tonnes	-9% or -745 tonnes	278,229 tonnes	-5% or -15,172 tonnes

LIVE CATTLE - CANADA (AAFC)

IMPORTS	Import % change from 2022 YTD	EXPORTS	Export % change from 2022 YTD
Jan 1- July 31/2023		Jan 1- Sept 9/2023	
Pure bred	6,710 -29%	Slaughter steers & heifers & cows	317,327 -4%
Non-pure bred	162,313 +38%	Feeder cattle & calves	113,562 -30%
		Bulls	23,785 -16%

BEEF IMPORTS – CANADA (AAFC)

	Jan 1 – Sept 16, 2023	Last Year Same Time	% Change
United States	74,611 tonnes	76,021 tonnes	-2%
Uruguay	11,194 tonnes	7,268 tonnes	+54%
Mexico	6,852 tonnes	7,190 tonnes	-5%
Australia	8,479 tonnes	7,881 tonnes	+8%
Non-CUSMA	30,301 tonnes	24,476 tonnes	+24%
EU-27 (beef/veal total)	6,594 tonnes	11,262 tonnes	-41%
Total	122,532 tonnes	121,157 tonnes	+7%

BEEF PRODUCTION – CANADA (AAFC)

	Jan 1 – September 16, 2023	Last Year Same Time	% Change
Fed	743,298 tonnes	806,849 tonnes	-8%
Non-fed	119,812 tonnes	110,150 tonnes	+9%

CHICAGO MERCANTILE EXCHANGE

Closing quotes on futures **today** were as follows:

Live Cattle			Feeder Cattle			Corn		
Oct	184.20	-2.30	Oct	252.47	-2.25	Dec	4.766	-11.6
Dec	187.92	-2.50	Nov	254.90	-2.77	Mar	4.916	-11.4
Feb	192.50	-2.12	Jan	258.05	-2.00	May	5.004	-11.2
Apr	195.50	-1.92	Mar	261.27	-1.85	Jul	5.054	-10.6
Jun	189.70	-1.67	Apr	265.45	-2.05	Sep	5.032	-8.6
Aug	188.25	-1.57	May	268.22	-2.27	Dec	5.072	-7.2
Soybeans			Soft Red Winter Wheat			Canadian \$		
Nov	12.750	-25.4	Dec	5.414	-37.2	Spot	73.76	-0.30
Jan	12.944	-24.6	Mar	5.734	-33.0	Dec	73.83	-0.31
Mar	13.102	-21.2	May	5.946	-30.0	Mar	73.94	-0.30
May	13.220	-18.6	Jul	5.122	-24.0	Jun	74.00	-0.29
Jul	13.272	-16.0	Sep	6.286	-20.2	Sep	74.02	-0.30
Aug	13.116	-14.0	Dec	6.476	-17.0	Dec	74.01	-0.29

Beef Farmers of Ontario | Phone: 519.824.0334 | Fax: 519.824.9101 | Email: markets@ontariobeef.com

ONTARIO STOCKER & FEEDER SPECIAL FALL SALES

Sep 29	7:00 pm	Cargill Auction Market	Charolais & Exotic Yearling Sale
Sep 30	8:30 am	Rainy River Cattlemen's Sale-Stratton	Fall Stocker Sale (Cows & Bull included)
Sep 30	1:00 pm	Maple Hill Auctions Ltd	Red Angus Female Sale.
Oct 2	7:00 pm	Maple Hill Auctions Ltd	Special Stocker Sale
Oct 4	10:00 am	Kawartha Lakes Community Sale Barn	Special Fall Calf & Yearling Sale
Oct 5	11:00 am	Ontario Stockyards Inc	CDN Angus Program/CDN Hereford Assoc. Sale
Oct 6	9:00 am	Keady Livestock Market	Grass Yearling Sale (selling on overnight stand)
Oct 7	11:00 am	Denfield Livestock Exchange	Vaccinated Calves & Yearlings
Oct 13	9:00 am	Keady Livestock Market	Grass Yearling Sale (selling on overnight stand)
Oct 13	12:00 pm	Temiskaming Livestock Exchange	Special Calf & Yearling Sale
Oct 13	7:00 pm	Maple Hill Auctions Ltd	"Uppin the Ante" Charolais Female Sale
Oct 17	11:00 am	Ontario Stockyards Inc	Special Fall Yearling Sale
Oct 18	10:00 am	Kawartha Lakes Community Sale Barn	Special Fall Calf & Yearling Sale
Oct 20	10:00 am	Brussels Livestock	Hereford Influence Sale & Regular Sale
Oct 20	11:00 am	Community Livestock Exchange	Quinte Cattlemen's All Vaccinated Stocker Sale
Oct 21	8:30 am	Rainy River Cattlemen's	Special Fall Sale
Oct 21	9:00 am	Keady Livestock Market	Bruce Peninsula Charolais Calf Producers Sale
Oct 21	10:00 am	Algoma Co-op Livestock -Thessalon	Special Fall Calf Sale
Oct 21	11:00 am	Denfield Livestock Exchange	Vaccinated Calf & Yearling Sale

Comments for the week ending September 28, 2023.

There were 340 head of fed steers and heifers sold through auction markets this week down 114 from the week before and fully steady to the same time last year. Fed steers sold from \$220.15-\$238.40 averaging \$232.69 down \$2.43 cwt from last week but \$53.10 stronger than year ago prices. Fed heifers traded from \$227.12-\$240.53 averaging \$234.99 up \$0.52 from the previous week and \$62.42 higher than this time last year. Auction markets reported trade this week as steady to slightly higher to start, with quality considered. As the week progressed trade was noted at \$2.00-\$3.00 cwt higher and ended the week selling actively with firm prices.

The Ontario railgrade market has been light this week with prices holding fully steady to last week at \$395.00 dressed for steers and \$394.00 for heifers with delivery mainly the second week in October with a few the week of October 16th. Feedlots are reported as current. US packer interest was reported this week with prices at a slight premium to local deals. This week's average prices are \$92.00 cwt higher than this time last year.

2,155 fed/cull cows sold through auction markets this week down 71 head from the week before and 179 fewer than the same time last year. Cows ranged from \$105.84-\$154.51 averaging \$126.89, down \$1.16 from the previous week but \$25.55 above year ago prices. Auction markets reported trade as active with good demand and prices mostly steady with a couple noting fully steady to stronger prices. As the week progressed trade was fully steady to barely steady. 441 beef cows sold this week which up just 12 head from last week with a weekly average price of \$137.05 down \$3.19 cwt from last week's weighted average beef cow price.

Slightly lighter receipts of stocker and feeder cattle were sold through auction markets this week with a total of 5,972 head reported, down 616 from last week and 908 fewer than the same week last year. Volumes will be increasing as we move into October with a good number of special fall stocker sales lined up. Auction markets reported trade as active at steady to fully prices right across the board to start the reporting period. By Wednesday heavier cattle were reported as barely steady with quality considered. Trade ended the week with medium quality calves selling just steady while good quality calves were steady to stronger. Yearlings ended the week steady to fully steady with quality a consideration. Actual average prices this week saw steers from 400-500 lbs down \$5.09 from the previous week on average, 500-600 lbs were down \$24.52, 600-700 lbs down \$13.29, 700-800 lbs down \$29.69, 800-900 lbs down \$25.43, 900-1000 lbs down \$6.59 and steers 1000 lbs plus averaged \$10.97 cwt easier than last week's weighted average prices. Heifers from 300-400 lbs were down \$28.03 cwt on average, 400-500 lbs down \$3.09, 500-600 lbs up \$8.68, 600-700 lbs down \$1.31, 700-800 lbs down \$19.86, 800-900 lbs down \$26.44 and heifers 900 lbs and over averaged \$14.27 lower than last week on average.

The Quebec electronic market this week ranged from \$392.50-\$394.50 cwt dressed on a picked-up basis, up \$0.58 cwt from the previous week's trade.

Alberta direct trade this week was light with Canfax reporting sales at \$390.00 cwt delivered on a dressed basis which is fully steady to last week. Canfax reported: "Two packers were buying cattle for October delivery while the other was buying cattle for November delivery." US packer interest was noted with a few sales to the U.S. reported but transportation appears to be the limiting factor.

The U.S. cash cattle trade the week ending September 22nd was light with prices in the south reported as steady at mainly \$183.00 cwt live. In the north trade ranged from \$184.00-\$187.00 live, mainly \$184.00-\$185.00 and from \$285.00-\$293.00 dressed, mostly \$292.00 which is fully steady also. Actual average prices reported by the USDA Mandatory Price Report saw live steers overall averaging \$184.73 up \$0.69 with live heifers averaging \$184.13 up \$0.12. On the rail steers averaged \$291.99 up \$0.15 with heifers averaging \$291.95 dressed, up \$0.68 from the previous week's weighted average prices.

This week the U.S. cash cattle trade saw a couple of deals in the north Monday at \$293.00 dressed which is steady to \$1.00 higher but not nearly enough to establish any kind of market, only 2 lots sold. A light trade was reported in the south Tuesday afternoon from \$182.00-\$184.00 live, mainly \$183.00 which is fully steady to last week. A couple of deals in Iowa were noted at \$290.00 dressed which is steady to \$2.00 lower, but not enough sold to establish a market. The cattle futures were volatile this week due to worries of increases in interest rates and the possibility of a U.S. Government shutdown next week. Despite the pressure on the cattle futures, trade on Wednesday was light with steady prices in the south of \$183.00 live while in Nebraska business was noted at \$184.00 live and \$288.00-\$292.00 dressed, mainly \$290.00-\$291.00 which is \$1.00-\$2.00 easier cwt than last week's average prices. Thursday saw a light trade with prices holding steady to the week's market. Today the market is quiet and it appears that business for the week has been completed.