



WEEKLY MARKET INFORMATION REPORT – FOR THE WEEK ENDING THURSDAY OCTOBER 5, 2023

The following information is collected from various sources and disseminated by Beef Farmers of Ontario.

ONTARIO DIRECT TO PACKER RAILGRADE CATTLE TRADE

Prices are on a carcass weight basis before grade and weight discounts:

A Grade Steers	395.00
A Grade Heifers	394.00

ONTARIO LIVE CATTLE TRADE

Ontario auction sales this week saw weighted average price ranges for:

FED CATTLE	Volume	Price Range	Average	Top	Last Week Avg
Large Frame Steers +1250	77	225.22-240.81	236.65	251.50	233.63
Medium Frame Steers +1250	60	216.96-229.37	223.88	239.25	231.08
-Large & Medium Frame Steers +1250	137	222.44-237.08	231.97	251.50	232.69
Large Frame Heifers +1000	20	197.90-233.25	218.43	247.00	233.85
Medium Frame Heifers +1000	135	206.89-236.20	227.29	243.50	234.81
Large & Medium Frame Heifers +1000	155	203.71-238.11	226.80	247.00	234.99
Fed steers, Dairy & Dairy Cross +1250	49	189.27-197.53	193.58	210.00	197.31
Fed heifers, Dairy & Dairy Cross +1000	74	144.79-200.93	182.41	227.00	189.81
Cows - All Weights	1,960	108.00-152.12	125.98	230.00	126.89
Bulls - All Weights	161	156.01-199.45	172.48	210.00	176.95

STOCKERS - Large and Medium Frame

STEERS	Volume	Price Range	Average	Top	Last Week Avg
1000+	1,452	278.36-307.97	292.70	314.00	290.25
900-999	1,442	297.61-323.37	311.66	333.50	307.60
800-899	888	295.85-344.94	327.13	367.50	304.93
700-799	602	260.94-354.85	320.66	372.99	307.45
600-699	713	253.51-385.35	335.89	409.00	344.74
500-599	796	291.38-418.00	370.40	460.00	371.49
400-499	446	301.20-480.13	400.69	506.00	413.55
-399	138	315.22-458.56	403.33	790.00	413.98

STOCKERS - Large and Medium Frame

HEIFERS	Volume	Price Range	Average	Top	Last Week Avg
+900	377	221.77-263.84	246.81	297.00	256.93
800-899	602	271.55-302.84	290.20	322.99	268.41
700-799	415	247.96-301.24	283.21	357.50	273.51
600-699	468	236.05-322.08	290.52	360.00	297.25
500-599	543	214.05-344.78	296.54	385.00	328.66
400-499	333	259.63-361.73	323.47	410.00	336.60
300-399	58	235.00-354.27	305.75	395.00	334.76
-299	17	212.20-295.00	258.39	390.00	297.67

At Kawartha Lakes Community Sale Barn: September 30, 2023–114 cows, 12 bulls, 39 veal, 69 stockers, 4 fed cattle

	Price Range	Avg.	Top
Cows	112.00-162.00	130.59	230.00
Bulls 1600 lbs & under	130.00-203.00	155.12	203.00
Bulls 1600 lbs & over	169.00-197.00	179.17	197.00
Veal Calves 600 lbs+	176.00-230.00	189.71	230.00
Veal Calves 125 lbs -	275.00-770.00	402.22	770.00

At Denfield Livestock Exchange Inc.: October 3, 2023: 197 Fed Cattle, 60 Cows, 2 Bulls, 11 Veal

	Price Range	Average	Top
Large & Medium Frame Fed Steers +1250 lbs	233.50-239.25	237.07	251.50
Large & Medium Frame Fed Heifers +1000 lbs	215.00-241.00	234.40	247.00
Cows	90.00-155.00	124.44	174.00
Veal +600 lbs	190.00-234.00	217.23	234.00

At Aylmer Stockyards Inc.: September 27, 2023 – 26 Veal, 183 Cows, 47 Fed cattle, 23 Stockers

	Price Range	Average	Top
Fed Heifers, dairy & dairy cross 1000+ lbs	119.99-202.00	177.89	202.00
Cows	108.00-163.99	126.098	163.99
Veal 600+ lbs	150.00-285.00	212.00	285.00

ONTARIO STOCKER & FEEDER TRADE

Stocker sale at Brussels Livestock: September 29, 2023–1,298 Stockers

Steers	Price Range	Average	Top	Heifers	Price Range	Average	Top
1000+	252.00-306.00	277.89	306.00	900+	227.50-263.00	247.07	297.00
900-999	275.00-318.50	302.00	318.50	800-899	220.00-260.00	241.93	282.00
800-899	253.00-326.00	300.72	326.00	700-799	245.00-290.00	269.57	305.00
700-799	267.50-350.00	303.79	350.00	600-699	240.00-346.00	300.01	360.00
600-699	285.00-398.25	333.00	409.00	500-599	235.00-320.00	273.65	375.00
500-599	320.00-383.00	351.74	412.00	400-499	250.00-302.50	282.48	355.00
400-499	337.50-495.00	406.85	495.00	300-399	240.00-280.00	260.00	280.00
399-	392.50-402.00	396.57	402.00				

Stocker sale at Community Livestock Exchange: October 3, 2023: 220 Stockers

Steers	Price Range	Average	Top	Heifers	Price Range	Average	Top
700-799	229.99-335.00	305.50	335.00	600-699	250.00-335.99	299.10	335.99
600-699	235.00-364.99	337.00	364.99	500-599	212.99-372.50	304.00	372.50
500-599	237.50-420.00	342.60	459.99	400-499	202.49-395.00	323.89	395.00
400-499	250.00-504.99	397.29	504.99	300-399	239.99-360.00	318.40	360.00
399-	235.00-407.50	309.20	407.50				

Stocker sale at Keady Livestock Market: October 3, 2023: 886 Stockers

Steers	Price Range	Average	Top	Heifers	Price Range	Average	Top
1000+	297.50-304.00	298.84	304.00	900+	150.00-277.50	230.63	277.50
900-999	313.00-324.50	320.68	325.00	800-899	295.00-315.00	302.83	315.00
800-899	330.00-354.00	341.11	354.00	700-799	290.00-319.00	311.43	319.00
700-799	315.00-350.00	335.08	370.00	600-699	294.00-322.50	302.38	322.50
600-699	175.00-360.00	268.33	368.00	500-599	232.50-330.00	307.55	335.00
500-599	325.00-390.00	347.41	460.00	400-499	375.00-410.00	391.07	410.00
400-499	315.00-500.00	436.15	500.00				
399-	220.00-485.00	390.00	485.00				

Stocker sale at **Renfrew Pontiac Livestock: October 3, 2023: 510 Stockers**

Steers	Price Range	Average	Top	Heifers	Price Range	Average	Top
900-999	262.50-300.00	296.70	300.00	700-799	204.99-287.50	256.49	287.50
800-899	172.50-300.00	229.40	300.00	600-699	182.49-320.00	273.49	320.00
700-799	189.99-345.00	300.40	345.00	500-599	200.00-347.50	321.89	347.50
600-699	227.49-407.50	354.49	407.50	400-499	202.49-375.00	327.09	375.00
500-599	262.50-440.00	391.19	440.00	300-399	200.00-360.00	300.19	360.00
400-499	250.00-500.00	414.10	500.00				
399-	300.00-515.00	448.29	515.00				

Stocker sale at **Ontario Livestock Exchange: October 4, 2023 - 588 Stockers**

Steers	Price Range	Average	Top	Heifers	Price Range	Average	Top
1000+	267.00-312.00	284.03	312.00	900+	215.00-245.00	224.17	245.00
900-999	280.00-320.00	299.84	320.00	800-899	245.00-306.00	281.33	306.00
800-899	262.50-324.00	303.79	324.00				

Stocker sale at **Ontario Livestock Exchange: October 5, 2023: 423 Stockers**

Steers	Price Range	Average	Top	Heifers	Price Range	Average	Top
900-999	197.50-261.00	239.75	270.00	900+	140.00-210.00	162.50	245.00
800-899	215.00-250.00	229.69	250.00	800-899	222.50-295.00	260.29	295.00
700-799	225.00-290.00	252.28	305.00	700-799	165.00-280.00	229.09	357.50
600-699	235.00-390.00	296.17	390.00	600-699	235.00-305.00	269.24	305.00
500-599	315.00-423.00	402.21	423.00	500-599	230.00-350.00	287.33	350.00
400-499	350.00-450.00	401.07	450.00	400-499	300.00-355.00	318.18	355.00
399-	200.00-360.00	280.00	435.00	300-399	200.00-350.00	281.82	370.00
				299-	310.00-380.00	343.33	380.00

Stocker sale at **Ontario Stockyards Inc: October 5, 2023: 830 Stockers- Special fall yearling sale included**

Steers	Price Range	Average	Top	Heifers	Price Range	Average	Top
1,000+	170.00-265.00	229.77	265.00	900+	170.00-250.00	231.50	250.00
900-999	217.50-276.00	250.89	310.00	800-899	217.50-273.00	249.05	273.00
800-899	274.00-312.50	291.46	312.50	700-799	217.50-271.00	240.70	301.00
700-799	285.00-358.00	320.61	366.00	600-699	242.50-344.00	303.56	344.00
600-699	310.00-370.00	342.32	395.00	500-599	275.00-363.00	321.79	363.00
500-599	360.00-420.00	387.96	425.00	400-499	280.00-385.00	346.70	410.00
400-499	415.00-449.00	432.27	506.00	300-399	220.00-375.00	313.89	373.00
399-	415.00-505.00	476.06	505.00	299-	230.00-390.00	314.00	390.00

Stocker sale at **Ottawa Livestock Exchange: October 5, 2023: 98 Stockers**

Steers	Price Range	Average	Top	Heifers	Price Range	Average	Top
600-699	270.00-367.00	320.63	367.00	600-699	170.00-270.00	240.88	270.00
500-599	305.00-417.00	365.45	417.00	500-599	267.00-325.00	299.28	325.00
400-499	320.00-420.00	361.40	420.00	400-499	275.00-345.00	307.75	345.00

ONTARIO STOCKER & FEEDER TRADE SPECIAL FALL SALES

Stocker sale at **Keady Livestock Market: September 29, 2023-1,695 Yearlings**

Steers	Price Range	Average	Top	Heifers	Price Range	Average	Top
1000+	298.00-314.00	307.97	314.00	900+	284.00-288.00	285.51	288.00
900-999	310.00-329.00	317.72	333.50	800-899	314.50-321.50	317.52	321.50
800-899	353.00-367.50	360.41	367.50	700-799	286.50-314.00	302.91	314.00
700-799	355.00-367.50	361.18	367.50				
600-699	295.00-345.00	334.47	345.00				

A good quality offering of yearling steers and heifers sold actively at steady prices.

Stocker sale at Rainy River Cattlemen's Sale- Stratton: **September 30, 2023-1,302 Stockers, 175 Cows, 39 Bulls**

Steers	Price Range	Average	Top	Heifers	Price Range	Average	Top
1000+	177.00-279.99	255.79	279.99	900+	150.00-241.00	220.10	241.00
900-999	200.00-304.99	264.80	304.99	800-899	169.99-322.99	281.99	322.99
800-899	182.49-332.50	299.00	332.50	700-799	189.99-317.49	306.30	317.49
700-799	202.49-372.99	319.89	372.99	600-699	200.00-318.50	302.49	318.50
600-699	204.00-396.49	340.70	396.49	500-599	175.00-342.49	292.93	342.49
500-599	225.00-416.99	352.09	416.99	400-499	279.99-342.49	312.80	342.49
400-499	239.99-498.89	388.70	498.89	300-399	254.99-350.99	324.29	360.99
399-	194.99-389.99	297.50	445.00	299-	155.49-204.99	189.19	204.99
				Bulls 1600 -	138.99-279.99	170.10	375.00
Cows	112.99-197.99	141.10	206.00	Bulls 1600 +	155.00-173.50	167.19	173.50

All classes of stockers sold strong with good buyer demand. Cows sold fully steady on a strong market.

Stocker sale at Maple Hill Auctions Ltd: **October 2, 2023-668 Stockers**

Steers	Price Range	Average	Top	Heifers	Price Range	Average	Top
1000+	297.00-302.50	298.73	312.00	900+	290.00-293.25	291.68	293.25
900-999	310.00-328.00	320.87	328.00	800-899	308.50-313.00	311.00	313.00
800-899	324.00-357.50	342.71	357.50				

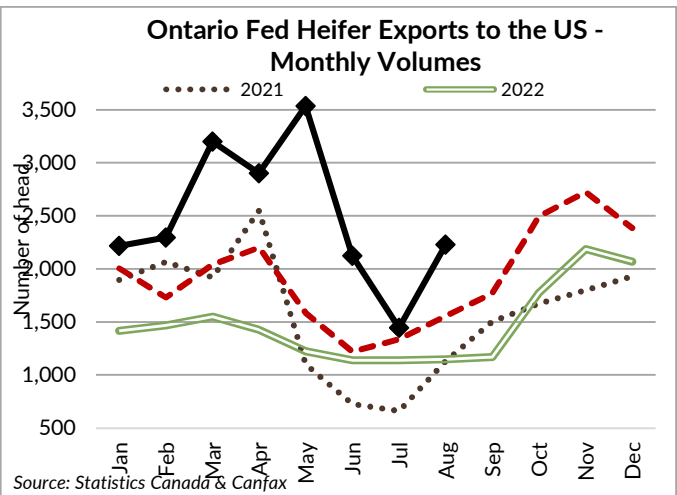
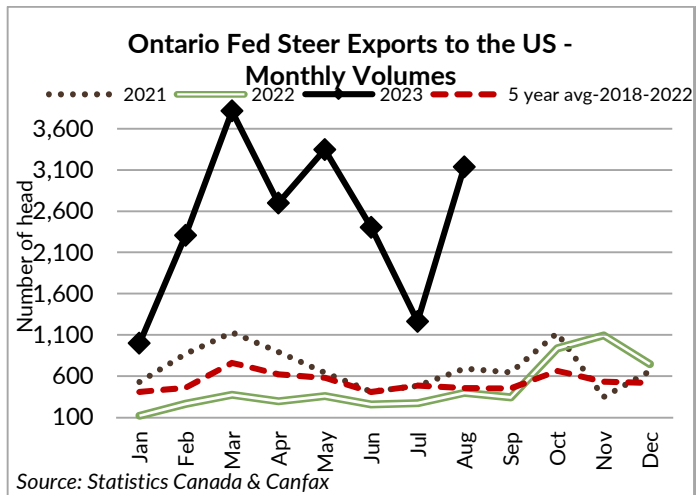
Stocker sale at Kawartha Lakes Community Sales Barn: **October 4, 2023 -609 stockers**

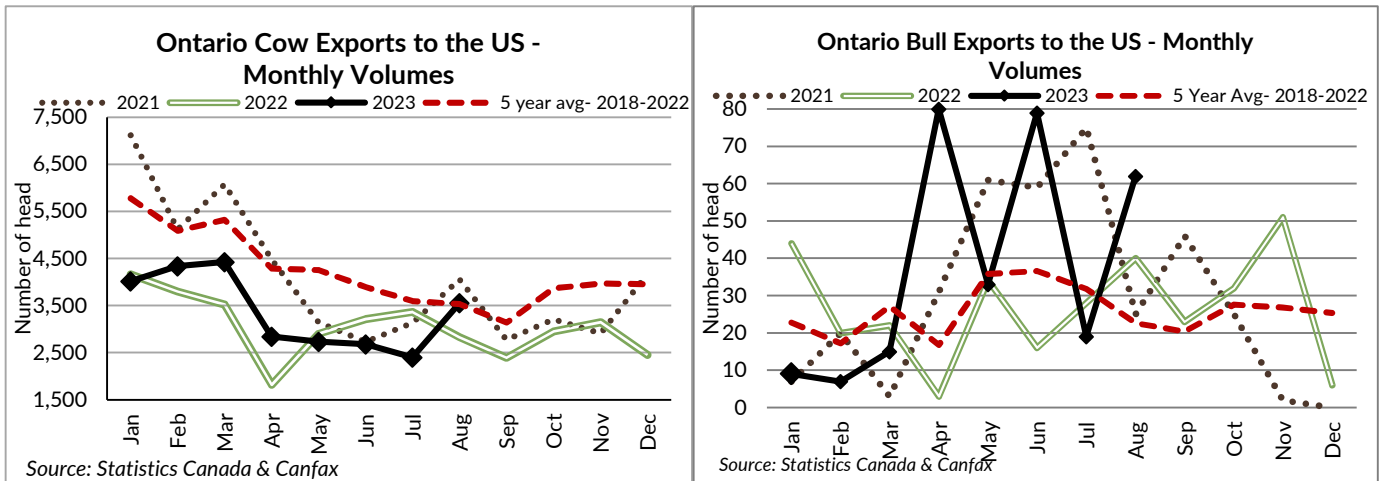
Steers	Price Range	Average	Top	Heifers	Price Range	Average	Top
1000+	286.00-295.00	291.50	295.00	900+	200.00-277.00	253.02	277.00
900-999	303.00-323.00	309.34	323.00	800-899	230.00-294.00	272.70	294.00
800-899	285.00-336.00	311.13	336.00	700-799	242.50-300.00	276.56	300.00
700-799	250.00-350.00	331.67	350.00	600-699	235.00-310.00	267.01	310.00
600-699	301.00-399.50	357.61	399.50	500-599	212.50-372.50	261.34	372.50
500-599	260.00-429.00	323.37	429.00	400-499	215.00-352.50	298.98	352.50
400-499	290.00-476.00	343.20	476.00				

Stockers sold actively with good buyer demand.

WEEKLY LIVE CATTLE EXPORTS-ONTARIO

	Week ending Sep 16, 2023	Week ending Sep 9, 2023	Year to Date
Total live slaughter cattle exported through Ontario ports to the U.S.	2,388	2,370	91,087
Steers & Heifers & Cows	2,298	2,298	87,449
Bulls	90	72	3,638





MONTHLY LIVE CATTLE EXPORTS TO THE U.S. FROM ONTARIO (Canfax/Stats Canada)

	August 2023	YTD 2023	Jan 1-August 2022	% change from 2022
Steers	3,139	19,979	2,360	+747%
Heifers	2,228	19,944	10,516	+90%
Cows	3,553	26,985	25,604	+5%
Bulls	62	304	207	+47%
Feeders	0	510	2,890	-82%
Total	8,982	67,722	41,577	+63%

CANADIAN- FEDERALLY INSPECTED PROCESSING-Canfax/CBGA

	Week Ending Sept 30, 2023	# of hd change from week ago	YTD	% Change (Week Ago)	% Change (Year Ago)
Grand Total	61,748	+1,148	2,338,484	+2%	-5%
Western Processing	49,136	+1,328	1,860,270	+3%	-5%
Eastern Processing	12,612	-180	478,214	-1%	-7%

ONTARIO- FEDERALLY INSPECTED PROCESSING-Canfax/CBGA

	Week Ending Sept 30, 2023	# of hd change from week ago	YTD	% Change (Week Ago)	% Change (Year Ago)
Grand Total	11,001	+19	416,526	+0.2%	-9%

AVERAGE CARCASS WEIGHTS – CANADA-Canfax/CBGA

	Steers	Heifers
Sept 30, 2023	953	853
Sept 23, 2023	946	846
Oct 1, 2022	958	863

AVERAGE CARCASS WEIGHTS – ONTARIO-Canfax/CBGA

	Steers	Heifers
Sept 30, 2023	951	816
Sept 23, 2023	962	809
Oct 1, 2022	952	843

USDA ESTIMATED CATTLE PROCESSING VOLUME

	Week Ending October 7, 2023	Previous Week	Year Ago
Grand Total	628,000	612,000	669,000

QUEBEC ELECTRONIC AUCTION MARKET (F.O.B. THE FEEDLOT)

	Price	Change from Last Week
For the week ending October 5, 2023	389.00-389.50	-4.13

ALBERTA DIRECT TRADE

Alberta's direct trade: for the week ending October 5, 2023

Steers	Live- FOB	233.00	Rail - FOB	387.75-389.50
Heifers	Live- FOB	233.75	Rail - FOB	388.50

U.S. TRADE (U.S. funds)

The U.S. cash cattle trade: for the week ending October 5, 2023

Choice and Select Steers and Heifers:	Live	182.00-185.00
	Rail	287.00-294.75

U.S. BOXED BEEF CUT-OUT VALUES (U.S. funds)

	Choice 600-900	Select 600-900
Current Five Day Average	299.69	275.65

BEEF EXPORTS – CANADA (AAFC)

	United States Jan 1- July 31/2023	Change from last year YTD	Mexico Jan 1- July 31/2023	Change from last year YTD
Total	204,468 tonnes	+1% or +2,597 tonnes	19,252 tonnes	+34% or +4,918 tonnes
	Japan Jan 1- July 31/2023	Change from last year YTD	South Korea Jan 1- July 31/2023	Change from last year YTD
Total	27,235 tonnes	-37% or -15,712 tonnes	8,834 tonnes	-31% or -4,025 tonnes
	Viet Nam Jan 1- July 31/2023	Change from last year YTD	Total Beef Exports Jan 1- July 31/2023	Change from last year YTD
Total	7,609 tonnes	-9% or -745 tonnes	278,229 tonnes	-5% or -15,172 tonnes

LIVE CATTLE – CANADA (AAFC)

IMPORTS		Import % change from 2022 YTD	EXPORTS		Export % change from 2022 YTD
	Jan 1- July 31/2023			Jan 1- Sept 16/2023	
Pure bred	6,710	-29%	Slaughter steers & heifers & cows	330,577	-3%
Non-pure bred	162,313	+38%	Feeder cattle & calves	118,615	-27%
			Bulls	25,021	-15%

BEEF IMPORTS – CANADA (AAFC)

	Jan 1 – Sept 23, 2023	Last Year Same Time	% Change
United States	78,343 tonnes	78,369 tonnes	0%
Uruguay	11,893 tonnes	7,438 tonnes	+60%
Mexico	7,086 tonnes	7,317 tonnes	-3%
Australia	9,372 tonnes	7,971 tonnes	+18%
Non-CUSMA	32,491 tonnes	25,001 tonnes	+30%
EU-27 (beef/veal total)	7,396 tonnes	11,684 tonnes	-37%
Total	129,917 tonnes	124,629 tonnes	+4%

BEEF PRODUCTION – CANADA (AAFC)

	Jan 1 – September 23, 2023	Last Year Same Time	% Change
Fed	764,509 tonnes	831,676 tonnes	-8%
Non-fed	123,058 tonnes	112,797 tonnes	+9%

CHICAGO MERCANTILE EXCHANGE

Closing quotes on futures **today** were as follows:

Live Cattle			Feeder Cattle			Corn		
Oct	183.07	+1.12	Oct	248.37	+0.87	Dec	4.920	-5.4
Dec	186.67	+1.30	Nov	250.87	+0.57	Mar	5.072	-5.0
Feb	190.77	+1.17	Jan	253.77	+0.72	May	5.152	-5.2
Apr	193.92	+0.90	Mar	257.22	+0.62	Jul	5.200	-5.4
Jun	188.42	+0.75	Apr	261.22	+0.45	Sep	5.162	-3.0
Aug	187.47	+0.85	May	264.17	+0.57	Dec	5.194	-2.0
Soybeans			Soft Red Winter Wheat			Canadian \$		
Nov	12.660	-14.6	Dec	5.682	-10.0	Spot	73.23	+0.31
Jan	12.844	-14.0	Mar	5.980	-9.0	Dec	73.29	+0.31
Mar	12.992	-13.4	May	6.170	-8.4	Mar	73.40	+0.31
May	13.132	-11.6	Jul	6.340	-7.6	Jun	73.45	+0.31
Jul	13.202	-9.4	Sep	6.484	-8.0	Sep	73.48	+0.31
Aug	13.050	-8.6	Dec	6.656	-7.4	Dec	73.46	+0.31

Beef Farmers of Ontario | Phone: 519.824.0334 | Fax: 519.824.9101 | Email: markets@ontariobeef.com

ONTARIO STOCKER & FEEDER SPECIAL FALL SALES

Oct 7	11:00 am	Denfield Livestock Exchange	Vaccinated Calves & Yearlings
Oct 13	9:00 am	Keady Livestock Market	Grass Yearling Sale (selling on overnight stand)
Oct 13	12:00 pm	Temiskaming Livestock Exchange	Special Calf & Yearling Sale
Oct 13	7:00 pm	Maple Hill Auctions Ltd	"Uppin the Ante" Charolais Female Sale
Oct 17	11:00 am	Ontario Stockyards Inc	Special Fall Yearling Sale
Oct 18	10:00 am	Kawartha Lakes Community Sale Barn	Special Fall Calf & Yearling Sale
Oct 20	10:00 am	Brussels Livestock	Hereford Influence Sale & Regular Sale
Oct 20	11:00 am	Community Livestock Exchange	Quinte Cattlemen's All Vaccinated Stocker Sale
Oct 21	8:30 am	Rainy River Cattlemen's	Special Fall Sale
Oct 21	9:00 am	Keady Livestock Market	Bruce Peninsula Char Calf Producer Sale-Presort
Oct 21	10:00 am	Algoma Co-op Livestock -Thessalon	Special Fall Calf Sale
Oct 21	11:00 am	Denfield Livestock Exchange	Vaccinated Calf & Yearling Sale
Oct 23	10:00 am	Carson Farms & Auction	Fall Stocker Sale
Oct 23	7:00 pm	Maple Hill Auctions Ltd	Local Vaccinated Calf Sale
Oct 24	9:00 am	Keady Livestock Market	Georgian Bay Charolais Calf Producers Sale- Presort
Oct 25	12:00 pm	Aylmer Stockyards Inc	Fall Stocker Sale
Oct 25	1:00 pm	Vankleek Hill Livestock Exchange	Fall Stocker Sale
Oct 26	9:00 am	Keady Livestock Market	Bluewater Calf Producers Sale- Presort
Oct 26	10:00 am	Warton-Grey Bruce Livestock Co-op	Fall Calf Sale
Oct 26	1:00 pm	Ontario Livestock Exchange	Special Angus Stocker Sale
Oct 27	7:00 pm	Cargill Auction Market	Local Calf Sale
Oct 28	9:00 am	Keady Livestock Market	Central Ontario Calf Producers Sale- owner lots

Comments for the week ending October 5, 2023.

Receipts of fed steers and heifers selling through auction markets this week were lighter with just 292 head sold, down 48 from the previous week but 66 more than the same time last year. Fed steers ranged from \$222.44-\$237.08 averaging \$231.97 cwt down \$0.72 from last week's trade but \$50.80 higher than this time last year. Fed heifers sold from \$203.71-\$238.11 averaging \$226.80 down \$8.19 cwt from the week before but \$49.63 higher than year ago prices. Auction markets reported trade as active with prices holding steady, with quality a consideration this week. By week's end trade was noted as \$1.00-\$2.00 cwt higher.

The Ontario railgrade market was reported as active this week with sales holding fully steady at \$395.00 cwt dressed for steers and \$394.00 for heifers with delivery noted for the week's of October 16th to mainly the week of October 23rd. This week's average prices are up \$92.00 cwt over this time last year. Some light trade was reported to the U.S.

In Ontario federal processing volumes are down year over year, with totals as of September 30, 2023 at 416,526. This volume is 9 percent below the same time last year and 9.1 percent below September 30, 2021. Over the last 12 weeks, weekly volumes processed are around 11,000 head compared to approximately 12,000-12,500 the previous two years during the same time frame. Larger exports of live fed cattle to the U.S. have been making up the difference in volume and supporting the fed cattle market. Feedlots are reported as current.

1,960 fed/cull cows sold through auction markets this week down 195 head from the week before but 291 more than the same time last year. Cows ranged from \$108.00-\$152.12 averaging \$125.98, down \$0.98 from the previous week but \$26.90 above year ago prices. Auction markets noted trade as easier to fully steady, with a couple of markets noting prices \$2.00-\$4.00 cwt stronger. By week's end the market was steady to fully steady. Larger volumes of 524 beef cows sold this week up 83 head from the week before, averaging \$138.89 up \$1.84 cwt from the previous week's weighted beef cow prices. In comparison, dairy breed cows averaged \$121.86 this week down \$2.04 cwt.

Much larger receipts of stocker and feeder cattle sold through auction markets this week with a few special sales included. This week there were 9,290 head sold up 3,318 from the previous week and 3,788 more than the same week last year. The next three weeks are packed with special fall stocker sales! Auction markets reported good buyer demand this week with early week sales steady to stronger on top quality calves with medium quality trading just steady. As the week progressed calves were reported as steady to slightly higher and ended the week firm on a strong active trade. Yearlings were noted as fully steady with quality considered. As the week progressed trade was slightly higher but by mid-week trade on the heavier cattle was noted as selective at easier prices. Yearlings ended the week selling on good demand at firm prices. Grass yearlings were reported as active at steady prices. Actual average prices this week saw steers from 400-500 lbs down \$12.86 cwt from the previous week, steers 500-600 lbs were down \$1.09, 600-700 lbs down \$8.85, 700-800 lbs up \$13.21, 800-900 lbs up \$22.20, 900-1000 lbs up \$4.06 and steers 1000 lbs plus averaged \$2.45 stronger than last week on average. Heifers from 300-400 lbs were \$29.01 lower cwt, 400-500 lbs down \$13.13, 500-600 lbs down \$32.12, 600-700 lbs down \$6.73, 700-800 lbs up \$9.70, 800-900 lbs up \$21.79 while heifers 900 lbs and over averaged \$10.12 lower than last week's weighted average prices. Compared to a year ago, light weights are \$80.00-\$125.00 cwt higher year over year while heavier cattle are averaging \$65.00-\$90.00 stronger than last years weighted average prices.

The Quebec electronic market this week ranged from \$389.00-\$389.50 cwt dressed on a picked-up basis, down \$4.13 cwt from the previous week's trade.

Alberta direct trade was light on Wednesday with fully steady prices. Canfax reported sales at \$390.00 cwt delivered on a dressed basis, with a few live sales at \$233.00 cwt on a picked up basis. Thursday, light trade was noted from \$390.00-\$391.00 dressed, steady to \$1.00 higher than last week. Canfax notes that cattle trading this week were being scheduled for delivery late October to early November.

The U.S. cash cattle trade the week ending September 29th was light with sales in the south from \$182.00-\$183.50 live, majority at \$183.00 which is fully steady to the previous week. In the north live trade ranged from \$184.00-\$186.00, mostly \$184.00 cwt down \$1.00 on average while dressed deals ranged from \$288.00-\$293.00 averaging around \$290.00 cwt down \$2.00 from the previous week's weighted average prices. Actual average prices for the week, posted by the USDA Mandatory Price Report saw live steers average \$183.64 overall, down \$1.09 cwt from the previous week while live heifers

averaged \$183.92 down \$0.21. On the rail steers averaged \$290.27 down \$1.72 cwt from the week before with heifers averaging \$289.73 down \$2.22.

The U.S. cash cattle trade this week has been light to moderate in the south with trade mainly \$182.00-\$183.00 which is steady to \$1.00 cwt easier. In the north business has ranged from \$287.00-\$294.75 dressed, mainly \$288.00-\$291.00 dressed which is \$1.00 stronger to \$2.00 cwt lower than last week, around \$1.00 easier on average. Live deals in the north have been noted from \$182.00-\$185.00 live, mainly \$182.00-\$183.00 down \$1.00-\$2.00 cwt. Today a couple of bids in the north have surfaced at \$184.00 live, fully steady to last week but no trade is reported. At this time it appears that business for the week is completed.