



## WEEKLY MARKET INFORMATION REPORT – FOR THE WEEK ENDING THURSDAY OCTOBER 12, 2023

The following information is collected from various sources and disseminated by Beef Farmers of Ontario.

### ONTARIO DIRECT TO PACKER RAILGRADE CATTLE TRADE

Prices are on a carcass weight basis before grade and weight discounts:

<b>A Grade Steers</b>	395.00
<b>A Grade Heifers</b>	394.00

### ONTARIO LIVE CATTLE TRADE

Ontario auction sales this week saw weighted average price ranges for:

<b>FED CATTLE</b>	<b>Volume</b>	<b>Price Range</b>	<b>Average</b>	<b>Top</b>	<b>Last Week Avg</b>
Large Frame Steers +1250	66	222.39-240.39	235.95	248.50	236.65
Medium Frame Steers +1250	81	220.27-234.75	229.89	239.50	223.88
-Large & Medium Frame Steers +1250	147	223.24-239.04	233.69	248.50	231.97
Large Frame Heifers +1000	21	211.00-227.14	219.98	249.00	218.43
Medium Frame Heifers +1000	108	225.12-237.06	232.74	254.00	227.29
Large & Medium Frame Heifers +1000	129	220.45-236.85	230.74	254.00	226.80
Fed steers, Dairy & Dairy Cross +1250	45	182.31-204.13	192.52	231.00	193.58
Fed heifers, Dairy & Dairy Cross +1000	144	142.48-198.27	179.53	241.00	182.41
Cows - All Weights	2,447	103.19-144.71	120.87	220.00	125.98
Bulls - All Weights	144	145.07-187.96	167.55	242.49	172.48

#### STOCKERS - Large and Medium Frame

<b>STEERS</b>	<b>Volume</b>	<b>Price Range</b>	<b>Average</b>	<b>Top</b>	<b>Last Week Avg</b>
1000+	2,171	291.68-307.24	299.06	315.00	292.70
900-999	1,104	302.65-321.77	313.66	329.00	311.66
800-899	318	282.45-326.21	309.01	346.00	327.13
700-799	310	256.56-330.48	298.66	357.00	320.66
600-699	462	276.79-365.68	335.55	389.00	335.89
500-599	441	291.06-413.57	360.35	460.00	370.40
400-499	294	307.30-459.74	398.10	490.00	400.69
-399	101	318.86-469.04	415.16	500.00	403.33

#### STOCKERS - Large and Medium Frame

<b>HEIFERS</b>	<b>Volume</b>	<b>Price Range</b>	<b>Average</b>	<b>Top</b>	<b>Last Week Avg</b>
+900	524	250.06-288.54	274.54	309.50	246.81
800-899	578	279.13-309.23	298.88	326.50	290.20
700-799	312	256.77-304.56	286.02	322.00	283.21
600-699	317	246.65-315.51	286.95	350.00	290.52
500-599	383	255.10-353.79	312.92	395.00	296.54
400-499	310	258.97-362.09	322.91	400.00	323.47
300-399	98	264.54-370.65	324.21	410.00	305.75
-299	41	274.09-360.97	321.40	410.00	258.39

At Kawartha Lakes Community Sale Barn: **October 7, 2023-119 cows, 16 bulls, 35 veal, 4 fed cattle, 69 stockers**

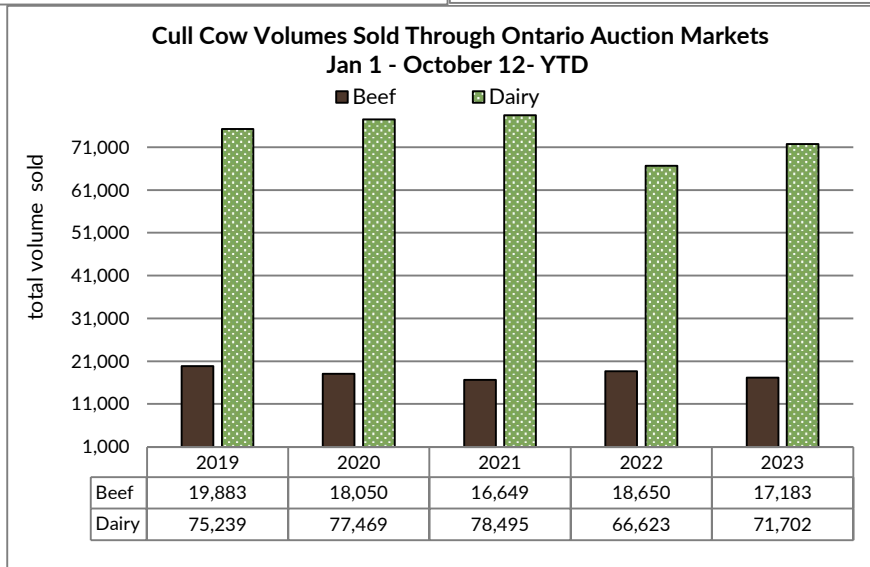
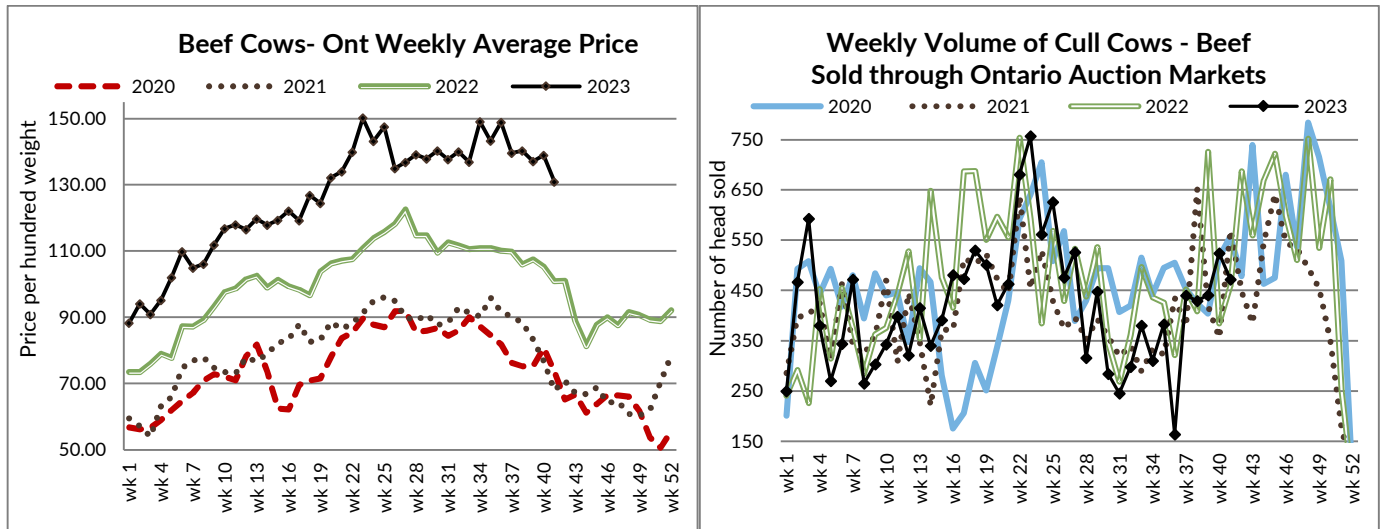
	Price Range	Avg.	Top
Cows	110.00-164.00	131.06	177.00
Bulls under 1600 lbs	144.00-196.00	175.03	196.00
Bulls over 1600 lbs	147.00-198.00	168.36	198.00
Veal Calves 600 lbs plus	191.00-230.00	207.02	230.00
Veal Calves 125 lbs & under	200.00-725.00	365.18	725.00

At Denfield Livestock Exchange Inc.: **October 10, 2023: 143 Fed Cattle, 127 Cows, 5 Bulls, 14 Veal**

	Price Range	Average	Top
Large & Medium Frame Fed Steers +1250 lbs	231.75-238.50	235.56	243.25
Large & Medium Frame Fed Heifers +1000 lbs	232.00-240.50	238.25	254.00
Cows	100.00-145.00	122.76	177.00
Veal +600 lbs	213.00-225.00	220.55	234.00

At Aylmer Stockyards Inc.: **October 11, 2023 - 8 Veal, 200 Cows, 58 Fed cattle, 13 Stockers**

	Price Range	Average	Top
Fed Heifers, dairy & dairy cross 1000+ lbs	122.99-198.99	185.00	198.99
Cows	90.00-160.00	117.50	192.99
Veal 600+ lbs	220.00-279.49	245.40	279.49



## ONTARIO STOCKER & FEEDER TRADE

Stocker sale at **Brussels Livestock: October 6, 2023– 972 Stockers**

Steers	Price Range	Average	Top	Heifers	Price Range	Average	Top
1000+	272.50-311.50	293.53	311.50	900+	257.00-305.25	290.37	305.25
900-999	248.00-313.00	288.58	313.00	800-899	231.50-302.00	270.08	307.50
800-899	190.00-318.00	272.08	318.00	700-799	236.00-280.00	261.10	280.00
700-799	245.00-355.00	309.31	357.00	600-699	250.00-301.00	276.42	304.00
600-699	305.00-389.00	354.50	389.00	500-599	260.00-325.00	301.08	325.00
500-599	343.00-430.00	392.34	430.00	400-499	255.00-363.00	314.55	380.00
400-499	200.00-457.50	399.88	457.50	300-399	230.00-354.00	333.21	354.00
399-	365.00-462.50	432.50	462.50	299-	250.00-330.00	295.00	330.00

Stocker sale at **Vankleek Hill Livestock Exchange: October 9, 2023– 80 Stockers**

Steers	Price Range	Average	Top	Heifers	Price Range	Average	Top
600-699	317.50-348.00	330.03	348.00	500-599	197.50-312.50	247.87	312.50
500-599	310.00-398.00	347.15	398.00	400-499	282.50-312.50	298.06	312.50
400-499	345.00-427.50	355.60	427.50	300-399	210.00-317.50	295.23	317.50
399-	215.00-430.00	332.78	430.00				

Stocker sale at **Community Livestock Exchange: October 10, 2023: 278 Stockers**

Steers	Price Range	Average	Top	Heifers	Price Range	Average	Top
700-799	264.99-352.00	319.49	352.00	600-699	185.00-350.00	283.49	350.00
600-699	200.00-360.00	323.60	360.00	500-599	239.99-341.99	306.49	341.99
500-599	260.00-424.00	387.90	424.00	400-499	237.50-395.99	331.70	395.99
400-499	285.00-487.50	420.00	487.50	300-399	239.99-335.00	292.49	335.00
399-	285.00-422.49	392.60	422.49				

Stocker sale at **Keady Livestock Market: October 10, 2023: 848 Stockers**

Steers	Price Range	Average	Top	Heifers	Price Range	Average	Top
1000+	291.50-307.50	299.27	307.50	900+	246.00-267.00	260.02	267.00
900-999	297.00-324.00	314.14	324.00	800-899	286.00-306.00	293.63	306.00
800-899	289.00-346.00	325.38	346.00	700-799	279.00-309.00	298.83	309.00
700-799	295.00-320.00	312.93	327.50	600-699	270.00-309.00	290.86	332.00
600-699	321.00-347.50	338.28	347.50	500-599	280.00-295.00	333.85	395.00
500-599	320.00-385.00	355.05	400.00	400-499	230.00-335.00	286.15	335.00
400-499	350.00-490.00	409.47	490.00	300-399	280.00-365.00	321.15	410.00
399-	380.00-470.00	425.00	485.00				

Stocker sale at **Renfrew Pontiac Livestock: October 10, 2023: 501 Stockers**

Steers	Price Range	Average	Top	Heifers	Price Range	Average	Top
900-999	204.99-297.99	287.09	297.99	800-899	161.00-274.00	250.30	274.00
800-899	232.50-293.00	265.20	293.00	700-799	200.00-285.00	231.30	285.00
700-799	189.99-349.00	293.50	349.00	600-699	222.50-347.50	297.19	347.50
600-699	220.00-387.00	341.50	387.00	500-599	225.00-354.99	318.19	354.99
500-599	257.50-437.00	355.69	437.00	400-499	204.99-377.49	316.40	377.49
400-499	267.49-487.00	410.29	487.00	300-399	229.99-395.00	310.40	395.00
399-	295.00-500.00	416.60	500.00	299-	260.00-379.99	335.80	379.99

Stocker sale at **Ontario Livestock Exchange: October 11, 2023 – 570 Stockers**

Steers	Price Range	Average	Top	Heifers	Price Range	Average	Top
1000+	283.00-314.50	298.71	314.50	900+	264.00-285.00	274.39	285.00
900-999	295.00-320.00	309.12	320.00	800-899	296.00-296.00	296.00	296.00
800-899	312.00-323.50	320.91	323.50				

Stocker sale at **Ontario Livestock Exchange: October 12, 2023: 570 Stockers**

Steers	Price Range	Average	Top	Heifers	Price Range	Average	Top
1000+	225.00-232.50	227.50	234.00	900+	217.50-260.00	245.17	260.00
900-999	220.00-274.00	256.57	274.00	800-899	215.00-277.50	255.11	277.50
800-899	225.00-288.00	260.17	288.00	700-799	175.00-282.50	256.67	282.50
700-799	190.00-305.00	249.57	347.50	600-699	235.00-290.00	274.13	320.00
600-699	260.00-350.00	313.19	367.50	500-599	230.00-340.00	283.39	350.00
500-599	255.00-380.00	327.19	390.00	400-499	265.00-325.00	307.66	330.00
400-499	285.00-425.00	350.59	425.00	300-399	255.00-350.00	305.50	375.00
399-	340.00-430.00	388.57	430.00	299-	240.00-410.00	336.67	410.00

Stocker sale at **Ontario Stockyards Inc: October 12, 2023: 775 Stockers**

Steers	Price Range	Average	Top	Heifers	Price Range	Average	Top
1,000+	160.00-280.00	228.59	280.00	900+	200.00-245.00	220.07	245.00
900-999	220.00-281.00	258.72	281.00	800-899	230.00-287.00	266.47	287.00
800-899	186.00-300.00	250.13	315.00	700-799	245.00-312.00	287.18	312.00
700-799	280.00-342.00	311.97	342.00	600-699	262.50-338.00	301.51	338.00
600-699	307.00-270.00	345.63	385.00	500-599	295.00-376.00	341.59	376.00
500-599	315.00-435.00	375.34	460.00	400-499	305.00-387.50	359.10	400.00
400-499	378.00-466.00	420.72	490.00	300-399	325.00-410.00	360.50	410.00
399-	360.00-490.00	462.11	490.00	299-	320.00-400.00	341.67	400.00

Stocker sale at **Ottawa Livestock Exchange: October 12, 2023: 93 Stockers**

Steers	Price Range	Average	Top	Heifers	Price Range	Average	Top
700-799	262.00-297.00	284.20	327.00	600-699	217.00-317.00	283.00	317.00
600-699	247.00-330.00	297.59	380.00	500-599	292.00-320.00	311.46	320.00
500-599	290.00-407.00	347.15	407.00	400-499	277.00-307.00	289.20	307.00
400-499	300.00-415.00	352.13	447.00				
399-	255.00-467.00	331.50	467.00				

**ONTARIO STOCKER & FEEDER TRADE SPECIAL FALL SALES**

Stocker sale at **Keady Livestock Market: October 6, 2023- 1,152 Stockers -Special Fall Yearling**

Steers	Price Range	Average	Top	Heifers	Price Range	Average	Top
1000+	299.00-307.50	302.43	315.00	800-899	1 lot sold		
900-999	316.50-325.75	320.64	329.00				

Lighter grass cattle sold steady while heavier cattle were slightly higher.

Stocker sale at **Cargill Auction Market: October 6, 2023- 1,317 Stockers**

Steers	Price Range	Top	Heifers	Price Range	Top
1000+	295.00-306.00	309.00	900+	290.00-315.00	317.00
900-999	310.00-325.00	329.00	800-899	295.00-325.00	326.00
800-899	325.00-345.00	349.00	700-799	310.00-325.00	327.50

Good quality offering of steers and heifers sold on a strong active market!

Stocker sale at **Denfield Livestock Exchange: October 7, 2023- 711 Stockers**

Steers	Price Range	Average	Top	Heifers	Price Range	Average	Top
1000+	249.00-289.50	277.56	289.50	900+	275.00-309.50	293.89	309.50
900-999	295.00-312.00	305.24	312.00	800-899	297.00-319.50	314.48	326.50
800-899	300.00-321.00	311.05	325.00	700-799	290.00-322.00	312.26	322.00
700-799	296.00-330.50	311.17	330.50	600-699	287.00-312.50	302.58	312.50
600-699	272.50-312.50	293.80	312.50				
500-599	217.50-313.00	249.33	314.00				
400-499	358.00-378.00	371.33	378.00				

## WEEKLY LIVE CATTLE EXPORTS-ONTARIO

	Week ending Sep 23, 2023	Week ending Sep 16, 2023	Year to Date
Total live slaughter cattle exported through Ontario ports to the U.S.	2,770	2,388	93,857
Steers & Heifers & Cows	2,679	2,298	90,128
Bulls	91	90	3,729

### CANADIAN- FEDERALLY INSPECTED PROCESSING-Canfax/CBGA

	Week Ending Oct 7, 2023	# of hd change from week ago	YTD	% Change (Week Ago)	% Change (Year Ago)
Grand Total	61,499	-249	2,399,983	-0%	-5%
Western Processing	48,910	-226	1,909,180	-0%	-5%
Eastern Processing	12,589	-23	490,803	-0%	-7%

### ONTARIO- FEDERALLY INSPECTED PROCESSING-Canfax/CBGA

	Week Ending Oct 7, 2023	# of hd change from week ago	YTD	% Change (Week Ago)	% Change (Year Ago)
Grand Total	11,076	+75	427,602	+0.7%	-9%

### AVERAGE CARCASS WEIGHTS - CANADA-Canfax/CBGA

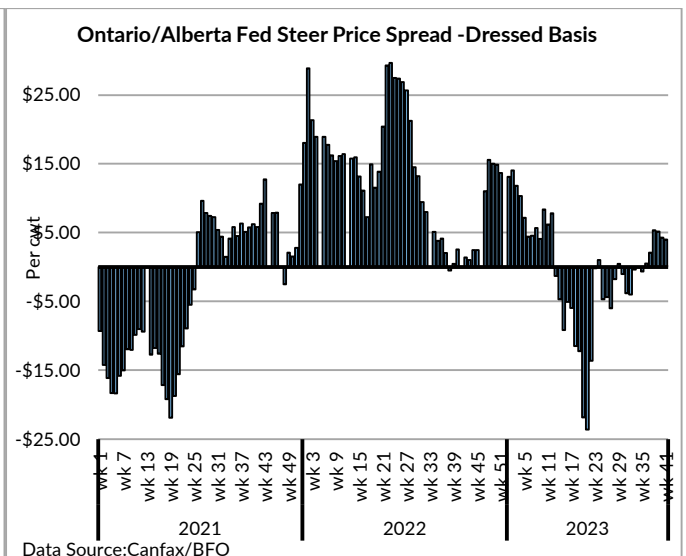
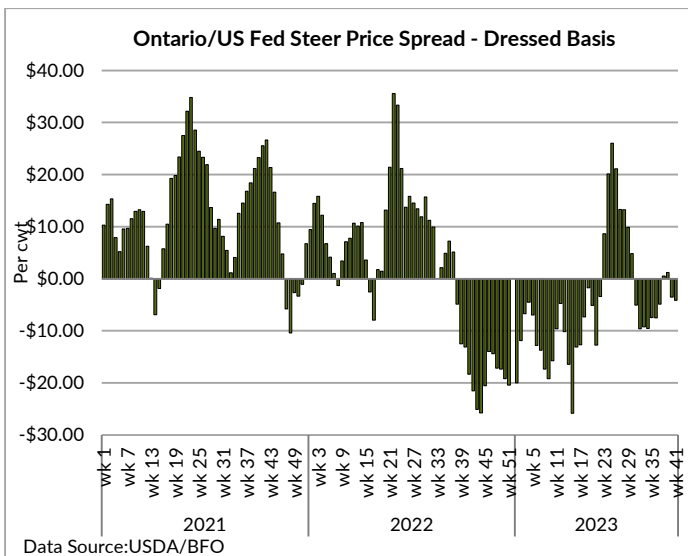
	Steers	Heifers
Oct 7, 2023	958	862
Sept 30, 2023	953	853
Oct 8, 2022	964	860

### AVERAGE CARCASS WEIGHTS - ONTARIO-Canfax/CBGA

	Steers	Heifers
Oct 7, 2023	957	822
Sept 30, 2023	951	816
Oct 8, 2022	956	828

### USDA ESTIMATED CATTLE PROCESSING VOLUME

	Week Ending October 14, 2023	Previous Week	Year Ago
Grand Total	617,000	628,000	662,000



## QUEBEC ELECTRONIC AUCTION MARKET (F.O.B. THE FEEDLOT)

For the week ending October 12, 2023	Price 390.00-319.25	Change from Last Week +1.54
--------------------------------------	------------------------	--------------------------------

### ALBERTA DIRECT TRADE

Alberta's direct trade: for the week ending October 12, 2023

Steers	Live- FOB	N/T	Rail - FOB	388.50-390.50
Heifers	Live- FOB	N/T	Rail - FOB	Not enough sold to report a price

### U.S. TRADE (U.S. funds)

The U.S. cash cattle trade: for the week ending October 12, 2023

Choice and Select Steers and Heifers:	Live	182.00-186.00
	Rail	288.00-294.00

### U.S. BOXED BEEF CUT-OUT VALUES (U.S. funds)

	Choice 600-900	Select 600-900
Current Five Day Average	301.59	275.95

### BEEF EXPORTS – CANADA (AAFC)

	<i>United States</i>	<i>Change from last year YTD</i>	<i>Mexico</i>	<i>Change from last year YTD</i>
	<i>Jan 1- Aug 31/2023</i>		<i>Jan 1- Aug 31/2023</i>	
Total	235,801 tonnes	+2% or +3,698 tonnes	21,7592 tonnes	+28% or +4,785 tonnes
	<i>Japan</i>	<i>Change from last year YTD</i>	<i>South Korea</i>	<i>Change from last year YTD</i>
	<i>Jan 1- Aug 31/2023</i>		<i>Jan 1- Aug 31/2023</i>	
Total	31,066 tonnes	-35% or -16,650 tonnes	9,509 tonnes	-32% or -4,523 tonnes
	<i>Viet Nam</i>	<i>Change from last year YTD</i>	<b>Total Beef Exports</b>	<i>Change from last year YTD</i>
	<i>Jan 1- Aug 31/2023</i>		<i>Jan 1- Aug 31/2023</i>	
Total	8,459 tonnes	-15% or -1,457 tonnes	319,219 tonnes	-5% or -16,303 tonnes

### LIVE CATTLE – CANADA (AAFC)

IMPORTS		<i>Import % change from 2022 YTD</i>	EXPORTS		<i>Export % change from 2022 YTD</i>
	<i>Jan 1- Aug 31/2023</i>			<i>Jan 1- Sept 23/2023</i>	
Pure bred	7,345	-24%	Slaughter steers & heifers & cows	342,846	-2%
Non-pure bred	183,033	+31%	Feeder cattle & calves	122,641	-25%
			Bulls	25,943	-15%

### BEEF IMPORTS – CANADA (AAFC)

	<i>Jan 1 – Sept 30, 2023</i>	<i>Last Year Same Time</i>	<i>% Change</i>
United States	80,161 tonnes	80,773 tonnes	-1%
Uruguay	12,191 tonnes	7,488 tonnes	+63%
Mexico	7,086 tonnes	7,550 tonnes	-6%
Australia	9,934 tonnes	8,362 tonnes	+19%
Non-CUSMA	33,421 tonnes	25,648 tonnes	+30%
EU-27 (beef/veal total)	7,942 tonnes	12,073 tonnes	-34%
Total	133,425 tonnes	128,558 tonnes	+4%

### BEEF PRODUCTION – CANADA (AAFC)

	<i>Jan 1 – September 30, 2023</i>	<i>Last Year Same Time</i>	<i>% Change</i>
Fed	786,110 tonnes	856,468 tonnes	-8%
Non-fed	126,494 tonnes	115,845 tonnes	+9%

## CHICAGO MERCANTILE EXCHANGE

Closing quotes on futures **today** were as follows:

Live Cattle			Feeder Cattle			Corn		
Oct	185.12	-0.27	Oct	249.87	-2.15	Dec	4.932	-2.6
Dec	186.75	-1.05	Nov	251.57	-2.00	Mar	5.084	-3.0
Feb	190.92	-1.07	Jan	252.25	-2.22	May	5.164	-3.0
Apr	193.85	-1.15	Mar	254.92	-2.02	Jul	5.216	-2.4
Jun	187.70	-1.27	Apr	259.27	-1.75	Sep	5.176	-2.0
Aug	186.15	-1.20	May	262.75	-1.32	Dec	5.212	-1.4
<b>Soybeans</b>			<b>Soft Red Winter Wheat</b>			<b>Canadian \$</b>		
Nov	12.802	-9.6	Dec	5.796	+8.2	Spot	73.21	+0.18
Jan	13.000	-8.6	Mar	6.062	+4.6	Dec	73.27	+0.16
Mar	13.126	-6.6	May	6.224	+2.6	Mar	73.37	+0.15
May	13.260	-6.0	Jul	6.366	+0.4	Jun	73.43	+0.16
Jul	13.324	-5.6	Sep	6.494	-0.6	Sep	73.45	+0.16
Aug	13.132	-5.4	Dec	6.644	-1.6	Dec	73.45	+0.16

Beef Farmers of Ontario | Phone: 519.824.0334 | Fax: 519.824.9101 | Email: [markets@ontariobeef.com](mailto:markets@ontariobeef.com)

### ONTARIO STOCKER & FEEDER SPECIAL FALL SALES

Oct 17	11:00 am	Ontario Stockyards Inc	Special Fall Yearling Sale
Oct 18	10:00 am	Kawartha Lakes Community Sale Barn	Special Fall Calf & Yearling Sale
Oct 20	10:00 am	Brussels Livestock	Hereford Influence Sale & Regular Sale
Oct 20	11:00 am	Community Livestock Exchange	Quinte Cattlemen's All Vaccinated Stocker Sale
Oct 21	8:30 am	Rainy River Cattlemen's	Special Fall Sale
Oct 21	9:00 am	Keady Livestock Market	Bruce Peninsula Char Calf Producer Sale-Presort
Oct 21	10:00 am	Algoma Co-op Livestock -Thessalon	Special Fall Calf Sale
Oct 21	11:00 am	Denfield Livestock Exchange	Vaccinated Calf & Yearling Sale
Oct 21	12:00 pm	Ontario Stockyards Inc	Bred Cow Sale
Oct 23	10:00 am	Carson Farms & Auction	Fall Stocker Sale
Oct 23	7:00 pm	Maple Hill Auctions Ltd	Local Vaccinated Calf Sale
Oct 24	9:00 am	Keady Livestock Market	Georgian Bay Charolais Calf Producers Sale- Presort
Oct 25	12:00 pm	Aylmer Stockyards Inc	Fall Stocker Sale
Oct 25	1:00 pm	Vankleek Hill Livestock Exchange	Fall Stocker Sale
Oct 26	9:00 am	Keady Livestock Market	Bluewater Calf Producers Sale- Presort
Oct 26	10:00 am	Warton-Grey Bruce Livestock Co-op	Fall Calf Sale
Oct 26	1:00 pm	Ontario Livestock Exchange	Special Angus Stocker Sale
Oct 27	7:00 pm	Cargill Auction Market	Local Calf Sale
Oct 28	9:00 am	Keady Livestock Market	Central Ontario Calf Producers Sale- owner lots & Ontario Simmental Influence Sale - owner lots

### Comments for the week ending October 12, 2023.

Receipts of fed steers and heifers sold through auction markets this week were basically steady at 276 head, down 16 from the previous week but 66 more than the same time last year. Fed steers sold from \$223.24-\$239.04 averaging \$233.69 up \$1.72 cwt from the previous week and \$51.52 above year ago prices. Fed heifers sold from \$220.45-\$236.85 averaging \$230.74 up \$3.94 cwt from last week's trade and \$67.08 stronger than this time last year. Last week quality was a consideration. Auction markets reported trade as active at steady prices but ended the week barely steady.

The Ontario railgrade market was light to moderate this week with producers reporting sales at \$395.00 dressed for steers and \$394.00 cwt for heifers, which is fully steady to last week and the previous three weeks. Delivery of the cattle sold this week is scheduled for the week of October 30<sup>th</sup> with a few at the end of the week being scheduled for the week of November 6<sup>th</sup>. U.S. buying interest was also reported this week.

The cull cow market was larger in volume this week with easier prices. 2,447 fed/cull cows were sold this week at auction markets up 487 head from the week before and 719 more than the same week last year. Cows sold from \$103.19-\$144.71 with a weighted average price of \$120.87 cwt down \$5.11 from the week before but \$23.04 stronger than year ago prices. Auction markets reported trade as steady to start. As the week progressed, trade was noted as steady to lower, down \$2.00-\$5.00 cwt. The market ended the week at easier prices. 472 head of this week's offering were beef cows, down 52 head from last week, averaging \$130.91 cwt which is \$7.98 cwt easier than last week's weighted average beef cow prices. Dairy breeds this week averaged \$117.62, \$4.24 cwt lower.

Receipts of stocker and feeder cattle sold through auction markets this week were lighter at 7,764 head, down 1,526 from the previous week but 2,262 more than the same time last year. Auction markets reported calves as selling actively on good demand with prices steady to fully steady. By week's end trade was barely to fully steady. Yearlings started out as fully steady but were trading on a stronger note by mid-week. By week's end trade was barely steady to fully steady. Grass cattle were reported as steady on the lighter weights with the heavier cattle selling slightly higher. Grass type heifers were noted as \$3.00-\$5.00 cwt higher. Actual average prices this week saw steers 400-500 lbs down \$2.59 cwt from the previous week, 500-600 lbs down \$10.05, 600-700 lbs down \$0.34, 700-800 lbs down \$22.00, 800-900 lbs down \$18.12, 900-1000 lbs up \$2.00 and steers 1000 lbs plus averaged \$6.36 cwt stronger. Heifers from 300-400 lbs were up \$18.76 cwt, 400-500 lbs down \$0.56, 500-600 lbs up \$16.38, 600-700 lbs down \$3.57, 700-800 lbs up \$2.81, 800-900 lbs up \$8.68 and heifers 900 lbs and over averaged \$27.73 cwt stronger than last week's weighted average prices.

The Quebec electronic market this week ranged from \$390.25-\$391.25 cwt dressed on a picked-up basis, up \$1.54 cwt from the previous week's trade.

Alberta direct trade is limited in volume this week with just a light test reported on Wednesday with heifers at \$390.00 cwt delivered on a dressed basis. Light trade continued on Thursday with prices steady to Wednesday at \$390.00 cwt. Canfax reports: "Cattle that traded were being scheduled anywhere from late October delivery to mid-November delivery depending on which packer bought the cattle. Alberta fed basis levels did weaken this week. In general sellers were not motivated to market cattle and sale volumes are shaping up very light this week. Over the past twelve weeks Alberta fed prices have been in a 5.00 trading range with prices averaging from 230.00-235.00 live."

The U.S. cash cattle trade the week ending October 6<sup>th</sup> was light with trade in the south from \$181.00-\$182.75 live, mainly \$182.00 cwt down \$1.00 on average from the week before. In the north business was reported from \$183.00-\$186.00 live with majority at \$183.00 also down \$1.00. Dressed trade in the north ranged from \$288.00-\$291.00, averaging \$289.26 for steers down \$1.01 cwt with heifers averaging \$288.90 down \$0.83. Overall live average prices for the week reported by the USDA Mandatory Price Report saw steers average \$182.72 down \$0.92 cwt with heifers averaging \$182.58 down \$1.34 from the previous week's weighted average prices.

This week the U.S. cash cattle trade saw a handful of cattle sell in Iowa Monday and Tuesday from \$182.00-\$183.00 live and \$290.00 dressed which is steady but not enough sold to establish a market. All other feeding states remained untested. Wednesday a light trade developed in the south with prices \$1.00 cwt higher at \$182.00-\$183.00, majority at \$183.00 cwt. In the north the market was fairly quiet with just a couple of sales noted at \$183.00 live but for the most part, bids of \$184.00 live were being passed by sellers. This was the first time in months that the south was at par with the north due to tight numbers. Thursday, light to moderate trade developed in the north with dressed deals from \$290.00-\$294.00, mainly \$292.00 up around \$2.00-\$3.00 cwt with live trade from \$184.00-\$186.00, mainly \$185.00 also up \$2.00-\$3.00 from the week before. Business in the south ranged from \$183.00-\$184.00 live up \$1.00 from Wednesday and \$1.00-\$2.00 stronger than last week's southern trade. The bulk of trade appears to be completed.