



WEEKLY MARKET INFORMATION REPORT – FOR THE WEEK ENDING THURSDAY OCTOBER 19, 2023

The following information is collected from various sources and disseminated by Beef Farmers of Ontario.

ONTARIO DIRECT TO PACKER RAILGRADE CATTLE TRADE

Prices are on a carcass weight basis before grade and weight discounts:

A Grade Steers	395.00
A Grade Heifers	394.00

ONTARIO LIVE CATTLE TRADE

Ontario auction sales this week saw weighted average price ranges for:

FED CATTLE	Volume	Price Range	Average	Top	Last Week Avg
Large Frame Steers +1250	76	225.17-240.01	236.20	246.00	235.95
Medium Frame Steers +1250	108	223.76-236.72	231.43	250.00	229.89
-Large & Medium Frame Steers +1250	184	225.71-239.92	233.77	250.00	233.69
Large Frame Heifers +1000	49	202.61-235.39	221.56	254.00	219.98
Medium Frame Heifers +1000	162	211.59-237.34	229.28	251.00	232.74
Large & Medium Frame Heifers +1000	211	209.86-239.03	227.85	254.00	230.74
Fed steers, Dairy & Dairy Cross +1250	82	181.62-206.98	196.46	234.00	192.52
Fed heifers, Dairy & Dairy Cross +1000	144	149.65-193.10	173.43	236.75	179.53
Cows - All Weights	2,667	94.05-137.74	113.06	206.00	120.87
Bulls - All Weights	164	132.00-174.92	152.79	207.50	167.55

STOCKERS - Large and Medium Frame

STEERS	Volume	Price Range	Average	Top	Last Week Avg
1000+	1,266	276.80-304.40	292.47	313.50	299.06
900-999	1,069	294.80-323.45	311.50	332.00	313.66
800-899	539	277.06-321.37	300.53	338.00	309.01
700-799	508	274.21-341.49	311.94	364.00	298.66
600-699	789	269.47-362.54	327.95	434.00	335.55
500-599	848	287.39-417.32	360.93	462.00	360.35
400-499	485	327.28-464.81	402.29	495.00	398.10
-399	199	315.72-486.13	410.64	880.00	415.16

STOCKERS - Large and Medium Frame

HEIFERS	Volume	Price Range	Average	Top	Last Week Avg
+900	480	221.38-283.82	255.62	316.50	274.54
800-899	592	249.03-297.47	275.86	322.50	298.88
700-799	466	246.58-301.60	277.11	320.00	286.02
600-699	471	239.90-318.67	283.44	356.00	286.95
500-599	737	250.59-353.58	310.16	400.00	312.92
400-499	568	249.46-369.31	325.11	422.00	322.91
300-399	155	239.59-354.90	306.49	415.00	324.21
-299	32	303.44-357.50	333.10	560.00	321.40

At Kawartha Lakes Community Sale Barn: **October 14, 2023**–180 cows, 13 bulls, 32 veal, 7 fed cattle

	Price Range	Avg.	Top
Cows	98.00-156.00	118.71	180.00
Bulls 1600 lbs & under	165.00-201.00	185.37	201.00
Bulls 1600 lbs & over	163.00-191.49	169.18	191.49
Veal Calves 600 lbs+	214.00-230.00	222.40	230.00
Veal Calves 125 lbs -	275.00-775.00	378.09	775.00

At Denfield Livestock Exchange Inc.: **October 17, 2023**: 191 Fed Cattle, 75 Cows, 6 Bulls, 5 Veal, 9 stockers

	Price Range	Average	Top
Large & Medium Frame Fed Steers +1250 lbs	232.00-241.25	237.29	250.00
Large & Medium Frame Fed Heifers +1000 lbs	234.75-243.50	239.32	251.00
Cows	100.00-142.00	119.23	179.00
Veal +600 lbs	220.00-227.00	223.33	227.00

At Aylmer Stockyards Inc.: **October 18, 2023** – 27 Veal, 247 Cows, 33 Fed cattle, 29 Stockers, 3 Bulls

	Price Range	Average	Top
Fed Heifers, dairy & dairy cross 1000+ lbs	131.00-202.99	178.89	202.99
Cows	81.00-150.00	109.40	187.99
Veal 600+ lbs	172.99-267.49	210.89	267.49

ONTARIO STOCKER & FEEDER TRADE

Stocker sale at Brussels Livestock: **October 13, 2023**–1,519 Stockers

Steers	Price Range	Average	Top	Heifers	Price Range	Average	Top
1000+	271.00-298.75	291.88	298.75	900+	225.00-297.00	261.06	307.00
900-999	266.00-316.50	302.62	316.50	800-899	242.00-311.50	282.25	311.50
800-899	267.00-330.25	302.10	330.25	700-799	252.00-320.00	291.78	320.00
700-799	284.00-352.50	318.74	364.00	600-699	242.50-330.00	304.58	354.00
600-699	305.00-385.00	354.46	385.00	500-599	255.00-351.00	305.52	368.00
500-599	340.00-462.00	413.40	462.00	400-499	370.00-394.00	388.43	394.00
400-499	350.00-474.00	412.73	474.00	300-399	256.00-355.00	297.06	375.00
399-	360.00-455.00	423.89	527.00	299-	320.00-350.00	331.60	350.00

Stocker sale at Kawartha Lakes Community Sales Barn: **October 13, 2023**–93 Stockers

Steers	Price Range	Average	Top	Heifers	Price Range	Average	Top
600-699	225.00-285.00	265.35	285.00	800-899	180.00-240.00	195.78	240.00
500-599	202.50-335.00	282.85	335.00	700-799	227.50-264.00	253.80	264.00
400-499	180.00-335.00	264.62	335.00	600-699	225.00-281.00	249.46	281.00
399-	210.00-460.00	335.38	460.00	500-599	185.00-285.00	258.43	285.00
				300-399	210.00-335.00	248.92	335.00

Stocker sale at Vankleek Hill Livestock Exchange: **101 Stockers**

Steers	Price Range	Average	Top	Heifers	Price Range	Average	Top
600-699	247.50-350.00	289.37	350.00	600-699	207.50-300.00	261.91	300.00
500-599	295.00-368.00	321.40	368.00	500-599	190.00-315.00	256.86	315.00
400-499	197.50-407.50	315.91	407.50				

Stocker sale at Community Livestock Exchange: **October 17, 2023**: 316 Stockers

Steers	Price Range	Average	Top	Heifers	Price Range	Average	Top
700-799	189.99-320.00	252.09	320.00	700-799	180.00-304.99	240.89	304.99
600-699	220.00-367.49	320.29	367.49	600-699	155.00-325.00	261.20	325.00
500-599	225.00-417.99	348.60	417.99	500-599	204.99-362.50	280.60	362.50
400-499	312.50-490.00	393.50	490.00	400-499	204.99-375.00	323.20	375.00
399-	420.00-470.00	457.20	470.00	300-399	325.00-377.49	363.20	377.49

October 20th @ 11:00 am- Quinte Cattlemen's Association Special Fall Stocker Sale!

Stocker sale at **Keady Livestock Market: October 17, 2023: 987 Stockers**

Steers	Price Range	Average	Top	Heifers	Price Range	Average	Top
1000+	302.00-313.50	307.41	313.50	900+	230.00-268.00	256.28	268.00
900-999	290.00-332.00	313.99	332.00	800-899	251.00-305.00	281.97	305.00
800-899	287.50-318.00	307.25	335.00	700-799	240.00-294.00	272.88	294.00
700-799	305.00-360.00	331.48	360.00	600-699	240.00-310.00	268.55	350.00
600-699	300.00-365.00	338.36	365.00	500-599	300.00-360.00	330.58	360.00
500-599	340.00-412.50	373.44	415.00	400-499	305.00-370.00	347.57	370.00
400-499	327.00-475.00	383.21	475.00	300-399	150.00-340.00	300.00	340.00

Stocker sale at **Renfrew Pontiac Livestock: October 17, 2023: 797 Stockers**

Steers	Price Range	Average	Top	Heifers	Price Range	Average	Top
800-899	214.99-310.99	252.80	310.99	900+	94.99-172.50	138.30	217.49
700-799	189.99-304.99	280.90	304.99	800-899	140.99-281.00	223.49	281.00
600-699	245.00-372.99	344.20	372.99	700-799	200.00-250.00	223.49	250.00
500-599	275.00-440.00	370.00	440.00	600-699	204.99-329.99	282.90	329.99
400-499	289.99-495.00	422.40	495.00	500-599	200.00-345.00	310.19	345.00
399-	300.00-500.00	416.19	500.00	400-499	204.99-364.99	323.49	364.99
				300-399	250.00-372.50	339.59	372.50
				299-	300.00-379.99	348.49	379.99

Stocker sale at **Ontario Livestock Exchange: October 18, 2023 - 597 Stockers**

Steers	Price Range	Average	Top	Heifers	Price Range	Average	Top
1000+	263.00-309.50	285.16	309.50	900+	201.00-285.00	249.80	285.00
900-999	291.00-313.00	306.51	313.00	800-899	265.00-268.00	267.25	268.00
800-899	290.00-322.50	308.13	322.50	700-799	275.00-305.00	291.75	305.00
700-799	300.00-337.50	323.35	337.50	600-699	265.00-287.50	279.06	287.50
600-699	327.00-335.00	333.40	335.00				

Stocker sale at **Ontario Livestock Exchange: October 19, 2023: 529 Stockers**

Steers	Price Range	Average	Top	Heifers	Price Range	Average	Top
1000+	195.00-262.50	223.82	262.50	900+	160.00-215.00	191.15	250.00
900-999	195.00-318.00	262.32	318.00	800-899	222.50-277.50	255.83	277.50
800-899	245.00-326.50	287.15	326.50	700-799	160.00-265.00	210.31	300.00
700-799	210.00-285.00	249.17	345.00	600-699	200.00-280.00	239.02	280.00
600-699	215.00-325.00	260.82	390.00	500-599	225.00-332.50	271.82	332.50
500-599	240.00-415.00	329.36	417.50	400-499	205.00-325.00	265.17	340.00
400-499	220.00-400.00	299.41	460.00	300-399	65.00-280.00	188.93	290.00
399-	135.00-310.00	212.14	390.00				

Stocker sale at **Ontario Stockyards Inc: October 19, 2023: 1,206 Stockers**

Steers	Price Range	Average	Top	Heifers	Price Range	Average	Top
1,000+	229.00-294.00	277.92	294.00	900+	225.00-284.00	264.38	284.00
900-999	220.00-235.00	228.00	235.00	800-899	225.00-285.00	250.00	285.00
800-899	232.00-321.00	273.52	321.00	700-799	227.50-309.50	272.18	318.00
700-799	260.00-350.00	317.53	350.00	600-699	250.00-323.00	291.21	338.00
600-699	250.00-355.00	320.81	434.00	500-599	282.50-360.00	318.81	372.00
500-599	280.00-407.00	346.35	450.00	400-499	287.50-370.00	327.93	390.00
400-499	357.50-451.00	407.46	480.00	300-399	275.00-380.00	334.48	380.00
399-	335.00-485.00	405.27	515.00	299-	170.00-340.00	250.00	340.00

Stocker sale at **Ottawa Livestock Exchange: October 19, 2023: 206 Stockers**

Steers	Price Range	Average	Top	Heifers	Price Range	Average	Top
700-799	245.00-292.00	279.80	292.00	600-699	275.00-315.00	299.29	315.00
600-699	290.00-350.00	314.82	350.00	500-599	230.00-320.00	275.41	327.00
500-599	277.00-372.00	338.71	390.00	400-499	250.00-345.00	316.21	422.00
400-499	337.00-422.00	359.67	465.00	300-399	260.00-320.00	292.50	320.00
399-	327.00-467.00	404.83	467.00	299-	280.00-350.00	317.50	350.00

ONTARIO STOCKER & FEEDER TRADE SPECIAL FALL SALES

Stocker sale at Keady Livestock Market: **October 13, 2023-1,023 Yearlings**

Steers	Price Range	Average	Top	Heifers	Price Range	Average	Top
1000+	296.00-303.50	299.52	313.00	900+	280.00-316.50	307.87	316.50
900-999	314.50-330.75	322.14	330.75	800-899	298.00-322.50	310.11	322.50
800-899	319.00-338.00	326.15	338.00	700-799	292.50-315.00	301.92	315.00
700-799	342.50-355.00	346.45	355.00				
600-699	170.00-200.00	194.00	200.00				

Good quality yearling heifers sold actively steady. Light weight steers sold slightly higher while heavier steers sold slightly easier.

Stocker sale at Temiskaming Livestock Exchange: **October 13, 2023-360 Stockers**

Steers	Price Range	Average	Top	Heifers	Price Range	Average	Top
700-799	250.00-355.00	330.50	355.00	700-799	250.00-295.00	273.63	300.00
600-699	322.50-375.00	342.42	375.00	600-699	295.00-335.00	306.11	335.00
500-599	280.00-412.50	370.11	412.50	500-599	280.00-400.00	362.59	400.00
400-499	385.00-475.00	439.11	475.00	400-499	160.00-410.00	289.42	415.00
399-	420.00-510.00	467.33	600.00	300-399	330.00-410.00	362.31	415.00
				299-	420.00-460.00	420.00	460.00

Stocker sale at Ontario Stockyards Inc: **October 17, 2023- 701 Stockers**

Steers	Price Range	Average	Top	Heifers	Price Range	Average	Top
1000+	284.00-302.00	295.68	302.00	900+	243.00-295.00	265.73	295.00
900-999	295.50-317.00	305.63	317.00	800-899	270.00-303.00	289.19	303.00
800-899	289.00-313.00	301.86	328.00	700-799	275.00-315.50	302.01	315.50
700-799	320.50-345.00	329.94	345.00	600-699	262.00-328.00	305.25	328.00
600-699	335.00-368.75	357.57	368.75	500-599	272.00-295.00	273.50	295.00
500-599	265.00-335.00	306.67	335.00				

Special Fall Yearling Sale-Yearlings sold actively on a fully steady market.

Stocker sale at Kawartha Lake Community Sale Barn: **October 18, 2023 - 703 Stockers**

Steers	Price Range	Average	Top	Heifers	Price Range	Average	Top
1000+	221.00-290.00	283.66	290.00	900+	215.00-288.50	259.04	288.50
900-999	247.50-287.50	261.50	287.50	800-899	252.50-281.00	265.84	281.0
800-899	273.00-315.00	287.98	315.00	700-799	231.00-292.50	260.11	292.50
700-799	299.00-339.00	321.90	339.00	600-699	282.50-356.00	300.15	356.00
600-699	300.00-395.00	353.76	395.00	500-599	292.50-384.50	345.13	384.50
500-599	310.00-431.00	377.59	435.00	400-499	265.00-380.00	324.31	380.00
400-499	335.00-479.00	421.12	479.00	300-399	200.00-351.00	306.25	351.00
399-	275.00-452.50	388.88	452.50	299-	160.00-300.00	255.23	300.00

Stockers sold actively at steady to higher prices.

ONTARIO BRED COW SALES

Kawartha Lakes Community Sales Barn, **October 14, 2023 - 30 Bred cows, 36 cow/calf pairs**

	Exotic and Exotic X	British and British X
Top quality bred cows	\$2700-\$3300	\$2300-\$2700
Avg quality bred cows	\$1800-\$2600	\$1700-\$2300
Top quality cow/calf pairs	\$4000-\$4700	\$3400-\$4000
Avg quality cow/calf pairs	\$3000-\$3500	\$2700-\$3000

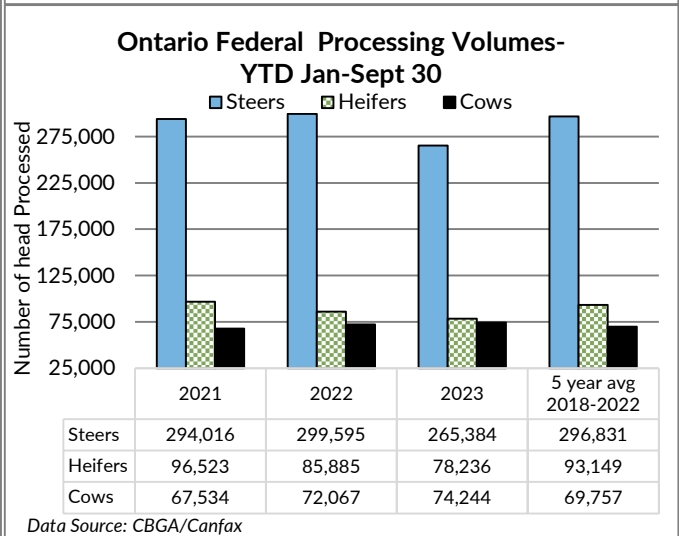
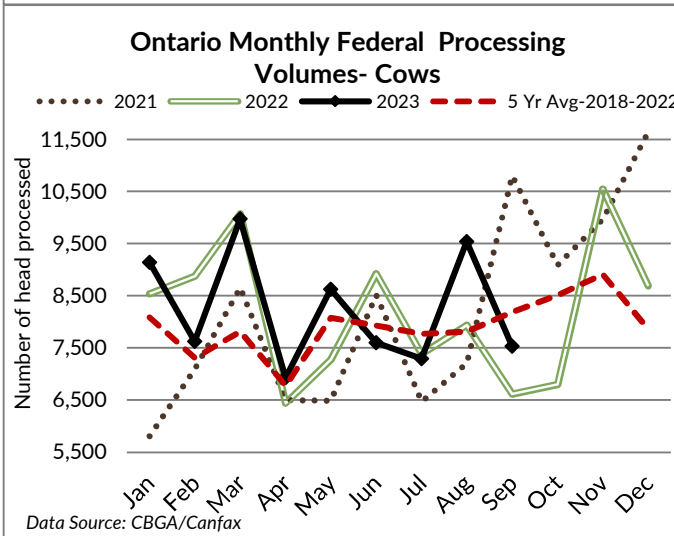
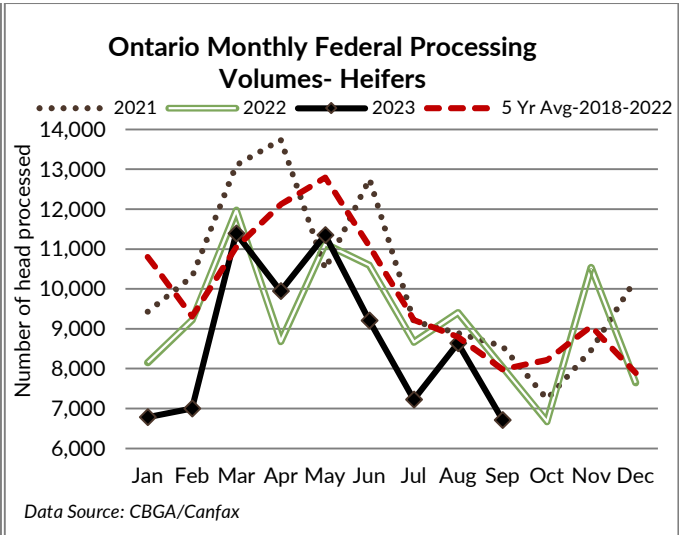
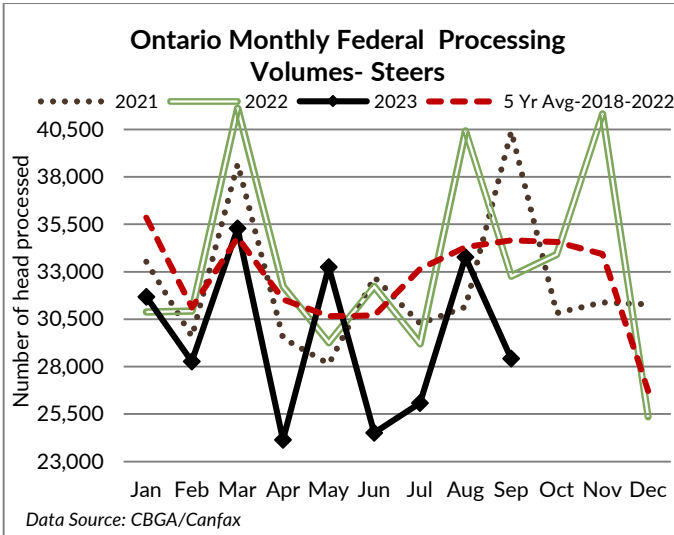
Cows and cow/calf pairs sold actively with great buyer interest! (prices are per head and per pair)

WEEKLY LIVE CATTLE EXPORTS-ONTARIO

	Week ending Sep 30, 2023	Week ending Sep 23, 2023	Year to Date
Total live slaughter cattle exported through Ontario ports to the U.S.	2,831	2,770	96,688
Steers & Heifers & Cows	2,734	2,679	92,862
Bulls	97	91	3,826

CANADIAN- FEDERALLY INSPECTED PROCESSING-Canfax/CBGA(Thanksgiving Monday included)

	Week Ending Oct 14, 2023	# of hd change from week ago	YTD	% Change (Week Ago)	% Change (Year Ago)
Grand Total	54,033	-7,466	2,454,016	-12%	-5%
Western Processing	43,331	-5,579	1,952,511	-11%	-5%
Eastern Processing	10,702	-1,887	501,505	-15%	-6%

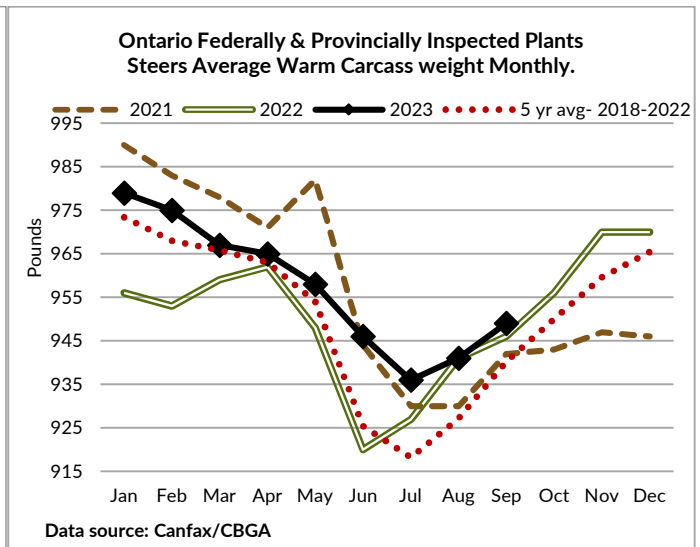
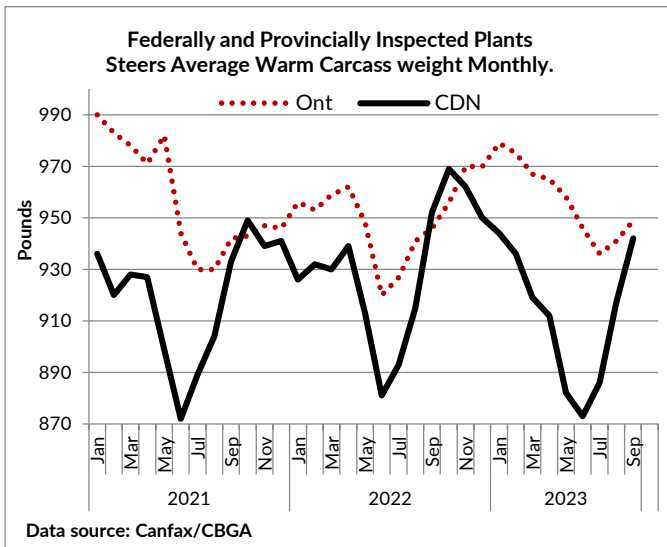


ONTARIO- FEDERALLY INSPECTED PROCESSING-Canfax/CBGA (Thanksgiving Monday included)

	Week Ending Oct 7, 2023	# of hd change from week ago	YTD	% Change (Week Ago)	% Change (Year Ago)
Grand Total	9,229	-1,847	436,831	-16.7%	-9%

AVERAGE CARCASS WEIGHTS - CANADA-Canfax/CBGA

	Steers	Heifers
Oct 14, 2023	958	866
Oct 7, 2023	958	862
Oct 15, 2022	972	877



AVERAGE CARCASS WEIGHTS - ONTARIO-Canfax/CBGA

	Steers	Heifers
Oct 14, 2023	970	831
Oct 7, 2023	957	822
Oct 15, 2022	953	800

USDA ESTIMATED CATTLE PROCESSING VOLUME

	Week Ending October 21, 2023	Previous Week	Year Ago
Grand Total	628,000	617,000	675,000

QUEBEC ELECTRONIC AUCTION MARKET (F.O.B. THE FEEDLOT)

	Price	Change from Last Week
For the week ending October 19, 2023	390.00	-0.79

ALBERTA DIRECT TRADE

Alberta's direct trade: for the week ending October 19, 2023

Steers	Live- FOB	232.00	Rail - FOB	387.00-388.50
Heifers	Live- FOB	N/T	Rail - FOB	387.00-388.50

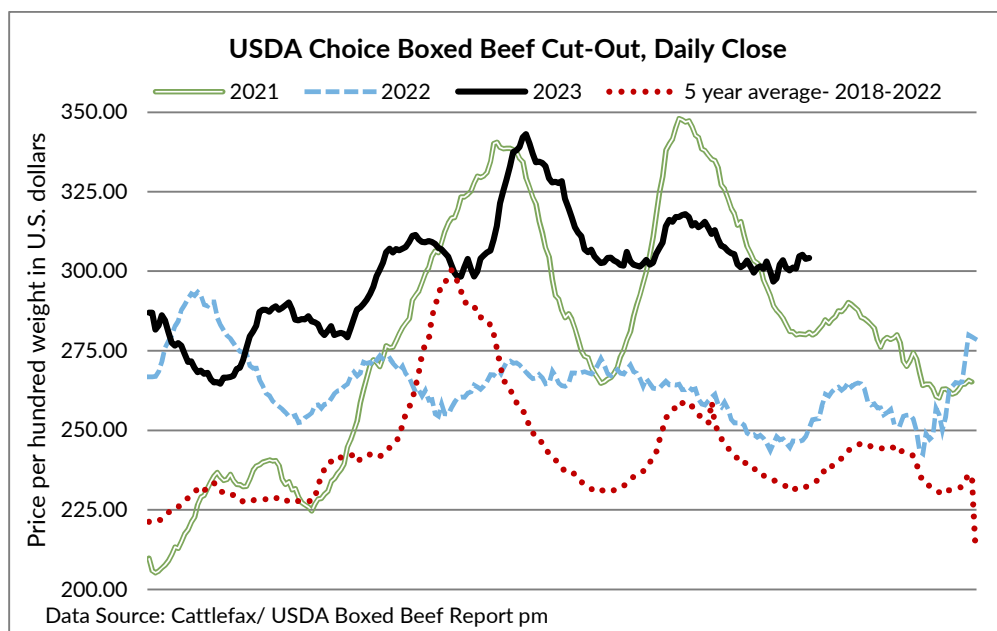
U.S. TRADE (U.S. funds)

The U.S. cash cattle trade: for the week ending October 19, 2023

Choice and Select Steers and Heifers:	Live	182.00-188.00
	Rail	289.00-295.00

U.S. BOXED BEEF CUT-OUT VALUES (U.S. funds)

	Choice 600-900	Select 600-900
Current Five Day Average	303.72	277.43



BEEF EXPORTS – CANADA (AAFC)

	United States Jan 1- Aug 31/2023	Change from last year YTD	Mexico Jan 1- Aug 31/2023	Change from last year YTD
Total	235,801 tonnes	+2% or +3,698 tonnes	21,7592 tonnes	+28% or +4,785 tonnes
	Japan Jan 1- Aug 31/2023	Change from last year YTD	South Korea Jan 1- Aug 31/2023	Change from last year YTD
Total	31,066 tonnes	-35% or -16,650 tonnes	9,509 tonnes	-32% or -4,523 tonnes
	Viet Nam Jan 1- Aug 31/2023	Change from last year YTD	Total Beef Exports Jan 1- Aug 31/2023	Change from last year YTD
Total	8,459 tonnes	-15% or -1,457 tonnes	319,219 tonnes	-5% or -16,303 tonnes

LIVE CATTLE – CANADA (AAFC)

IMPORTS		Import % change from 2022 YTD	EXPORTS	Export % change from 2022 YTD
Jan 1- Aug 31/2023			Jan 1- Sept 30/2023	
Pure bred	7,345	-24%	Slaughter steers & heifers & cows	355,410 -1%
Non-pure bred	183,033	+31%	Feeder cattle & calves	126,385 -24%
			Bulls	26,845 -16%

BEEF IMPORTS – CANADA (AAFC)

	Jan 1 – Oct 7, 2023	Last Year Same Time	% Change
United States	82,047 tonnes	82,710 tonnes	-1%
Uruguay	12,828 tonnes	7,876 tonnes	+63%
Mexico	7,137 tonnes	7,707 tonnes	-7%
Australia	10,807 tonnes	8,409 tonnes	+29%
Non-CUSMA	34,998 tonnes	26,286 tonnes	+33%
EU-27 (beef/veal total)	8,256 tonnes	12,530 tonnes	-34%
Total	137,537 tonnes	131,748 tonnes	+4%

BEEF PRODUCTION – CANADA (AAFC)

	Jan 1 – Oct 7, 2023	Last Year Same Time	% Change
Fed	807,727 tonnes	879,295 tonnes	-8%
Non-fed	130,041 tonnes	116,035 tonnes	+9%

CHICAGO MERCANTILE EXCHANGE

Closing quotes on futures **today** were as follows:

Live Cattle			Feeder Cattle			Corn		
Oct	184.27	-0.12	Oct	241.82	-1.75	Dec	4.954	-9.4
Dec	184.62	-0.67	Nov	242.22	-2.27	Mar	5.090	-8.0
Feb	187.72	-1.22	Jan	243.05	-2.32	May	5.164	-7.4
Apr	190.42	-1.25	Mar	245.72	-2.55	Jul	5.216	-7.0
Jun	184.37	-1.10	Apr	249.90	-2.70	Sep	5.172	-5.4
Aug	182.90	-0.95	May	253.25	-2.92	Dec	5.200	-5.0

Soybeans			Soft Red Winter Wheat			Canadian \$		
Nov	13.022	-13.2	Dec	5.860	-8.0	Spot	72.98	+0.09
Jan	13.202	-11.4	Mar	6.134	-6.2	Dec	73.03	+0.09
Mar	13.310	-9.0	May	6.306	-4.0	Mar	73.14	+0.09
May	13.440	-7.4	Jul	6.454	-2.2	Jun	73.22	+0.09
Jul	13.506	-6.2	Sep	6.592	-0.2	Sep	73.28	+0.11
Aug	13.322	-4.4	Dec	6.746	+0.6	Dec	73.30	+0.11

Beef Farmers of Ontario | Phone: 519.824.0334 | Fax: 519.824.9101 | Email: markets@ontariobeef.com

ONTARIO STOCKER & FEEDER SPECIAL FALL SALES

Oct 21	8:30 am	Rainy River Cattlemen's	Special Fall Sale
Oct 21	9:00 am	Keady Livestock Market	Bruce Peninsula Char Calf Producer Sale-Presort
Oct 21	10:00 am	Algoma Co-op Livestock -Thessalon	Special Fall Calf Sale
Oct 21	11:00 am	Denfield Livestock Exchange	Vaccinated Calf & Yearling Sale
Oct 21	12:00 pm	Ontario Stockyards Inc	Bred Cow Sale
Oct 23	10:00 am	Carson Farms & Auction	Fall Stocker Sale
Oct 23	7:00 pm	Maple Hill Auctions Ltd	Local Vaccinated Calf Sale
Oct 24	9:00 am	Keady Livestock Market	Georgian Bay Charolais Calf Producers Sale- Presort
Oct 25	12:00 pm	Aylmer Stockyards Inc	Fall Stocker Sale
Oct 25	1:00 pm	Vankleek Hill Livestock Exchange	Fall Stocker Sale
Oct 26	9:00 am	Keady Livestock Market	Bluewater Calf Producers Sale- Presort
Oct 26	10:00 am	Warton-Grey Bruce Livestock Co-op	Fall Calf Sale
Oct 26	1:00 pm	Ontario Livestock Exchange	Special Angus Stocker Sale
Oct 27	7:00 pm	Cargill Auction Market	Local Calf Sale
Oct 28	9:00 am	Keady Livestock Market	Central Ontario Calf Producers Sale- owner lots & Ontario Simmental Influence Sale - owner lots
Nov 1	10:00 am	Kawartha Lakes Community Sale Barn	Peterborough/Victoria Counties Certified Calf Sale
Nov 3	9:00 am	Keady Livestock Market	Special Local Calf Sale
Nov 3	7:00 pm	Cargill Auction Market	Local Calf & Yearling Sale
Nov 4	8:30 am	Rainy River Cattlemens- Stratton	Special Fall Stocker Sale
Nov 4	11:00 am	Denfield Livestock Exchange	Local Vaccinated Calf Sale

Comments for the week ending October 19, 2023.

Larger receipts of 395 fed steers and heifers sold through auction markets this week, up 119 from the previous week and 41 more than the same time last year. Fed steers ranged from \$225.71-\$239.92 averaging \$233.77 up \$0.08 cwt from the week before and \$56.11 stronger than last year at this time. Fed heifers sold from \$209.86-\$239.03 averaging \$227.85 down \$2.89 from the week before but \$54.56 above year ago prices. Auction markets reported traded as steady for the most part with one market noting prices \$1.00-\$2.00 cwt higher.

The Ontario railgrade market was fairly active this week with producers reporting sales at steady prices of \$395.00 dressed for steers and \$394.00 cwt for heifers. Prices have held at this rate for five consecutive weeks. Trade the previous Friday was being reported for delivery the week of November 6th. By Monday delivery was being scheduled for the week of November 13th. By Wednesday packers were buying cattle for delivery the week of November 20th. Looking back over this year, this is the first time since April that packers have been bought out this far. U.S. packer buying interest on the Ontario market continues.

Larger receipts of 2,667 fed/cull cows sold through auction markets this week up 220 from the week before but 101 fewer than this time last year. Year to date there have been 91,552 cows sold through auction markets, up 4.6% over this time last year but down 6% from the same time in 2021. Comparing this year to last year at this time, beef cow volumes are 8.1% lower while dairy cow volumes are up 7.4% year over year. Cows sold from \$94.05-\$137.74 averaging \$113.06 on all weights and classes, down \$7.81 cwt from the previous week but still \$19.37 higher than last year at this time. Auction markets reported trade as barely steady to easier, down \$3.00-\$4.00 cwt. 596 of this week's offering were beef cows up 124 head from last week averaging \$124.65 down \$6.26 cwt from last week's weighted average beef cow price. Dairy cows were down \$7.76 cwt from the week before at \$109.86 with 96 more head sold than the week before.

There were 9,204 stocker and feeder cattle sold through auction markets this week up 1,440 head from last week and 1,010 fewer than the same week last year. Year to date there have been 168,641 head of stockers sold through auction markets, up 4% over this time last year but 3% fewer than the same time in 2021. This week and next week, the week ending Oct 28th there are 16 special fall stocker sales taking place in Ontario. Trade this week, reported by auction markets saw calves reported as active with prices steady to fully steady. By mid-week calves were steady to higher and ended the week with good quality steady to barely steady and plainer types slightly easier. Yearlings were reported as steady to barely steady on selective demand, with quality considered. Grass yearlings were noted as active with prices steady on good quality heifers, slightly higher on light weight steers with heavier steers slightly easier. Actual average prices this week saw steers 400-500 lbs up \$4.19 cwt from the previous week's trade, 500-600 lbs up \$0.58, 600-700 lbs down \$7.60, 700-800 lbs up \$13.28, 800-900 lbs down \$8.48, 900-1000 lbs down \$2.16 and steers 1000 lbs plus averaged \$6.56 cwt below last week's weighted average prices. Heifers from 300-400 lbs were down \$18.02 from last week, 400-500 lbs up \$2.20, 500-600 lbs down \$2.76 cwt, 600-700 lbs down \$3.51, 700-800 lbs down \$8.91, 800-900 lbs down \$23.02 and heifers 900 lbs and over averaged \$18.92 cwt below last week's weighted average prices.

The Quebec electronic market this was reported at \$390.00 cwt dressed on a picked-up basis, down \$0.79 cwt from the previous week's trade.

Alberta direct trade was light this week with sales reported at \$390.00 delivered on a dressed basis which is fully steady to last week. Canfax notes: "Live sales were reported at 232.00 FOB lot, 1.00 lower than last week's weighted average price. Competition on the cash market remains decent with all three Western Canadian packers buying cattle. This week we did not hear any premiums if cattle graded over 70% AAA. Cattle that traded this week were being scheduled for the second half of November delivery."

The U.S. cash cattle trade the week ending October 13th was active with business in the south \$182.00-\$184.00 live, mainly \$183.00 up \$1.00 cwt on average. In the north sales ranged from \$288.00-\$294.00 dressed, mainly \$292.00 up \$2.00-\$3.00 cwt with some live trade from \$183.00-\$187.00, most from \$184.00-\$185.00 up \$1.00-\$2.00 cwt. Overall average prices for the week, from the USDA Mandatory Price Report saw live steers average \$184.30 up \$1.58 cwt while live heifers averaged \$184.04 up \$1.46. On the rail steers averaged \$291.83 up \$2.57 cwt with heifers averaging \$291.64 up \$2.74.

This week the U.S. cash cattle trade saw a handful of cattle sell in parts of the north Tuesday from \$289.00-\$293.00 cwt dressed, but not nearly enough sold to establish a market. All other feeding states remained untested. Bids of \$182.00-\$183.00 live in the south were passed on Wednesday as sellers held for higher prices. Thursday moderate trade developed in all feeding states with prices in the south from \$182.00-\$185.00 live, mainly \$184.00-\$185.00 up \$1.00-\$2.00 cwt on average. In the north sales were noted from \$185.00-\$188.00 live, mainly \$186.00-\$187.00 with dressed deals from \$291.00-\$295.00, majority \$294.00-\$295.00 cwt up \$2.00 from the previous week's trade. Today a couple of deals in Nebraska are sitting at \$187.00 live, steady to Thursday while the rest of the country remained quiet with business for the week completed. This afternoon the Cattle On Feed Report was released with on feed numbers up 1% over last year and it is reported as the second highest October inventory since the series began in 1996. Placements were up 6% from last October and marketings were down 11%.