



## WEEKLY MARKET INFORMATION REPORT – FOR THE WEEK ENDING THURSDAY OCTOBER 26, 2023

The following information is collected from various sources and disseminated by Beef Farmers of Ontario.

### ONTARIO DIRECT TO PACKER RAILGRADE CATTLE TRADE

Prices are on a carcass weight basis before grade and weight discounts:

<b>A Grade Steers</b>	395.00
<b>A Grade Heifers</b>	394.00

### ONTARIO LIVE CATTLE TRADE

Ontario auction sales this week saw weighted average price ranges for:

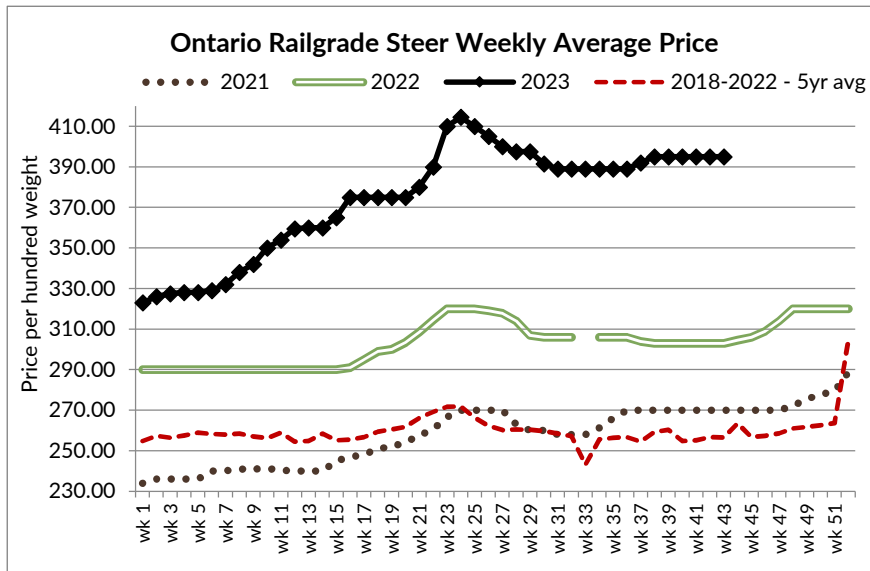
<b>FED CATTLE</b>	<b>Volume</b>	<b>Price Range</b>	<b>Average</b>	<b>Top</b>	<b>Last Week Avg</b>
Large Frame Steers +1250	100	220.86-239.34	234.18	249.00	236.20
Medium Frame Steers +1250	110	215.57-234.02	227.09	248.00	231.43
-Large & Medium Frame Steers +1250	210	215.86-237.24	230.51	249.00	233.77
Large Frame Heifers +1000	61	204.42-234.65	226.38	259.00	221.56
Medium Frame Heifers +1000	207	222.38-234.98	230.03	247.25	229.28
Large & Medium Frame Heifers +1000	268	221.01-236.50	230.03	259.00	227.85
Fed steers, Dairy & Dairy Cross +1250	65	191.50-201.72	198.04	233.50	196.46
Fed heifers, Dairy & Dairy Cross +1000	122	147.32-200.04	174.00	236.00	173.43
Cows - All Weights	2,908	90.25-134.53	109.06	235.99	113.06
Bulls - All Weights	185	128.60-178.16	153.43	400.00	152.79

#### STOCKERS - Large and Medium Frame

<b>STEERS</b>	<b>Volume</b>	<b>Price Range</b>	<b>Average</b>	<b>Top</b>	<b>Last Week Avg</b>
1000+	734	281.02-307.12	295.28	317.00	292.47
900-999	534	269.31-304.88	294.04	370.00	311.50
800-899	390	284.01-331.98	313.38	390.00	300.53
700-799	794	290.21-349.36	324.28	412.50	311.94
600-699	1,686	314.23-392.29	359.81	446.00	327.95
500-599	1,683	313.57-416.78	375.21	487.50	360.93
400-499	728	332.17-456.94	409.28	521.00	402.29
-399	275	328.77-470.28	410.58	880.00	410.64

#### STOCKERS - Large and Medium Frame

<b>HEIFERS</b>	<b>Volume</b>	<b>Price Range</b>	<b>Average</b>	<b>Top</b>	<b>Last Week Avg</b>
+900	583	209.67-272.17	244.87	302.00	255.62
800-899	533	211.62-286.55	260.51	320.00	275.86
700-799	532	242.96-298.33	276.80	320.00	277.11
600-699	908	262.38-319.20	293.27	385.00	283.44
500-599	1,347	283.22-370.47	328.63	440.00	310.16
400-499	654	297.37-391.74	353.30	470.00	325.11
300-399	181	269.82-373.30	326.82	445.00	306.49
-299	29	275.69-335.52	310.64	450.00	333.10



At Kawartha Lakes Community Sale Barn: **October 21, 2023-215 cows, 12 bulls, 43 veal, 6 fed cattle, 45 Stockers**

	Price Range	Avg.	Top
Cows	95.00-141.25	112.15	165.00
Bulls 1600 lbs & over	137.00-185.00	162.15	185.00
Veal Calves 600 lbs+	190.00-242.00	211.68	242.00
Veal Calves 125 lbs -	275.00-835.00	410.04	835.00

At Denfield Livestock Exchange Inc.: **October 24, 2023: 260 Fed Cattle, 91 Cows, 7 Bulls, 32 Veal, 12 stockers**

	Price Range	Average	Top
Large & Medium Frame Fed Steers +1250 lbs	235.50-240.00	237.92	249.00
Large & Medium Frame Fed Heifers +1000 lbs	232.75-240.25	237.84	247.25
Cows	90.00-131.00	111.03	180.00
Veal +600 lbs	178.00-220.00	198.52	228.00

At Aylmer Stockyards Inc.: **October 25, 2023 - 18 Veal, 278 Cows, 50 Fed cattle, 3 Bulls**

	Price Range	Average	Top
Fed Heifers, dairy & dairy cross 1000+ lbs	125.00-204.00	173.50	204.00
Cows	75.00-150.00	106.00	220.00
Veal 600+ lbs	151.00-227.99	199.79	227.99

### ONTARIO STOCKER & FEEDER TRADE

Stocker sale at Brussels Livestock: **October 20, 2023-1,661 Stockers**

Steers	Price Range	Average	Top	Heifers	Price Range	Average	Top
1000+	270.00-301.50	291.60	301.50	900+	210.00-282.00	247.67	302.00
900-999	245.00-310.25	291.82	310.25	800-899	209.00-296.00	267.04	315.00
800-899	291.50-346.00	326.50	346.00	700-799	192.50-300.00	272.88	300.00
700-799	248.00-350.25	307.43	384.00	600-699	281.00-322.00	302.73	329.00
600-699	333.00-367.00	346.33	367.00	500-599	300.00-340.00	321.13	340.00
500-599	305.00-406.00	359.45	437.00	400-499	269.00-337.50	311.55	357.50
400-499	367.50-490.00	427.78	490.00	300-399	280.00-390.00	333.86	445.00
399-	260.00-515.00	377.50	550.00	299-	350.00-360.00	353.33	360.00

Stocker sale at Temiskaming Livestock Sales: **October 23, 2023- 121 Stockers**

Steers	Price Range	Average	Top	Heifers	Price Range	Average	Top
600-699	270.00-312.50	298.76	337.50	600-699	267.00-300.00	279.50	300.00
500-599	347.50-368.01	356.41	377.00	500-599	300.00-305.00	301.43	332.50
400-499	380.00-391.00	387.38	420.00				
399-	410.00-455.00	438.33	455.00				

Stocker sale at **Community Livestock Exchange: October 24, 2023: 283 Stockers**

Steers	Price Range	Average	Top	Heifers	Price Range	Average	Top
800-899	232.50-297.99	283.40	297.99	700-799	120.99-264.99	199.50	304.99
700-799	180.00-314.00	279.30	314.00	600-699	169.99-322.50	267.89	322.50
600-699	239.99-372.50	340.09	372.50	500-599	160.00-317.49	272.19	317.49
500-599	237.50-420.00	364.69	420.00	400-499	210.00-362.50	281.49	362.50
400-499	254.99-475.00	383.49	475.00	300-399	142.50-285.00	182.09	362.50
399-	350.00-459.99	401.70	459.99				

Stocker sale at **Renfrew Pontiac Livestock: October 24, 2023: 515 Stockers**

Steers	Price Range	Average	Top	Heifers	Price Range	Average	Top
800-899	155.00-285.00	235.80	285.00	800-899	155.00-237.50	214.69	237.50
700-799	225.00-334.50	317.09	334.50	700-799	167.50-291.99	242.89	291.99
600-699	220.00-374.00	308.80	374.00	600-699	237.50-350.00	316.69	350.00
500-599	250.00-420.00	346.70	420.00	500-599	200.00-370.00	307.39	370.00
400-499	239.99-467.49	380.39	467.49	400-499	247.50-375.00	323.09	375.00
399-	289.99-450.00	391.59	450.00	300-399	220.00-379.99	327.00	379.99
				299-	250.00-450.00	340.70	450.00

Stocker sale at **Ontario Livestock Exchange: October 25, 2023 - 709 Stockers**

Steers	Price Range	Average	Top	Heifers	Price Range	Average	Top
1000+	293.00-317.00	304.60	317.00	900+	237.50-257.00	254.13	257.00
900-999	307.00-324.50	316.83	324.50	800-899	271.00-279.00	277.29	279.00
800-899	310.00-330.00	323.61	330.00	700-799	276.00-292.50	282.19	292.50
700-799	300.00-315.00	309.64	315.00	600-699	273.00-292.50	281.57	292.50

Stocker sale at **Ontario Livestock Exchange: October 26, 2023: 646 Stockers**

Steers	Price Range	Average	Top	Heifers	Price Range	Average	Top
1000+	175.00-265.00	228.95	265.00	900+	145.00-215.00	174.06	225.00
900-999	230.00-270.00	249.74	270.00	800-899	165.00-290.00	227.20	320.00
800-899	260.00-297.50	282.79	297.50	700-799	175.00-285.00	215.54	310.00
700-799	235.00-305.00	271.16	305.00	600-699	215.00-285.00	249.05	325.00
600-699	225.00-360.00	289.07	380.00	500-599	215.00-345.00	265.74	390.00
500-599	230.00-394.50	297.32	440.00	400-499	230.00-317.50	276.19	317.50
400-499	220.00-330.00	286.85	480.00	300-399	195.00-285.00	231.43	300.00
399-	280.00-360.00	321.67	360.00				

Stocker sale at **Ontario Stockyards Inc: October 26, 2023: 1,310 Stockers**

Steers	Price Range	Average	Top	Heifers	Price Range	Average	Top
1,000+	177.50-225.00	205.88	235.00	900+	230.00-272.50	252.62	272.50
900-999	230.00-287.00	264.43	287.00	800-899	205.00-280.00	258.08	280.00
800-899	242.50-305.00	280.22	305.00	700-799	220.00-295.00	265.31	295.00
700-799	250.00-305.00	277.33	312.50	600-699	227.50-305.00	270.21	305.00
600-699	280.00-382.50	330.88	409.00	500-599	220.00-337.00	277.73	365.00
500-599	320.00-395.00	353.72	420.00	400-499	225.00-330.00	274.56	370.00
400-499	330.00-435.00	388.89	457.50	300-399	250.00-420.00	333.15	420.00
399-	400.00-485.00	448.24	490.00	299-	290.00-300.00	292.50	300.00

Stocker sale at **Ottawa Livestock Exchange: October 26, 2023: 114 Stockers**

Steers	Price Range	Average	Top	Heifers	Price Range	Average	Top
700-799	220.00-286.00	263.67	286.00	500-599	212.00-228.00	223.78	327.00
600-699	245.00-287.00	260.25	300.00				
500-599	247.00-327.00	288.21	362.00				
400-499	220.00-347.00	272.75	347.00				
399-	277.00-305.00	287.67	305.00				

## ONTARIO STOCKER & FEEDER TRADE SPECIAL FALL SALES

Stocker sale at Community Livestock Exchange: **October 20, 2023-612 Stockers**

Steers	Price Range	Average	Top	Heifers	Price Range	Average	Top
900-999	239.99-295.00	288.39	295.00	900+	200.99-287.99	272.40	287.99
800-899	214.99-287.50	272.19	287.50	800-899	210.99-293.00	275.80	293.00
700-799	235.00-362.50	313.49	362.50	700-799	202.49-320.00	279.49	320.00
600-699	254.99-407.00	368.29	407.00	600-699	254.99-362.99	327.09	362.99
500-599	270.00-434.99	397.29	434.99	500-599	279.99-372.99	344.89	372.99
400-499	350.00-495.00	433.80	495.00	400-499	317.49-385.00	370.00	385.00
399-	417.49-479.99	451.70	479.99	300-399	245.00-325.00	299.80	325.00

There was an excellent offering of 612 comprised of 315 steers and 297 heifers. Demand was strong, generally, with both heifer and steer prices significantly above Ontario averages in the lighter weight categories and in line with the Ontario market in the heavier weights except for 9 weight steers where demand was softer. There were 36 consignors and 19 purchasing buyers.

Stocker sale at Denfield Livestock Exchange: **October 21, 2023-556 Stockers**

Steers	Price Range	Average	Top	Heifers	Price Range	Average	Top
1000+	269.00-302.00	274.50	302.00	900+	235.00-357.50	253.02	280.00
900-999	280.00-306.00	292.55	306.00	800-899	245.00-284.00	267.02	305.00
800-899	267.50-303.00	292.80	303.00	700-799	292.00-310.00	302.62	310.00
700-799	261.00-295.00	279.04	297.00	600-699	235.00-287.50	256.67	290.00
600-699	273.00-317.00	296.73	335.00	500-599	285.00-306.00	295.94	306.00
500-599	295.00-339.00	322.90	359.00	400-499	283.00-340.00	304.79	340.00
400-499	327.50-360.00	341.43	360.00				

Stocker sale at Keady Livestock Market: **October 21, 2023-1,117 Calves- Presort Sale**

Steers	Price Range	Average	Top	Heifers	Price Range	Average	Top
800-899	347.50-369.00	355.56	380.00	800-899	245.00-310.00	266.67	310.00
700-799	369.00-400.00	383.14	412.50	700-799	285.00-310.00	304.12	310.00
600-699	400.00-427.50	415.35	446.00	600-699	285.00-335.00	313.67	385.00
500-599	405.00-472.50	448.48	487.50	500-599	365.00-440.00	398.91	440.00
400-499	445.00-521.00	494.01	521.00	400-499	400.00-470.00	440.97	470.00
399-	500.00-520.00	500.00	520.00	300-399	400.00-430.00	418.64	430.00

Bruce Peninsula Charolais Calf Producers Sale- Presort Sale- Calves sold on a strong demand at high prices.

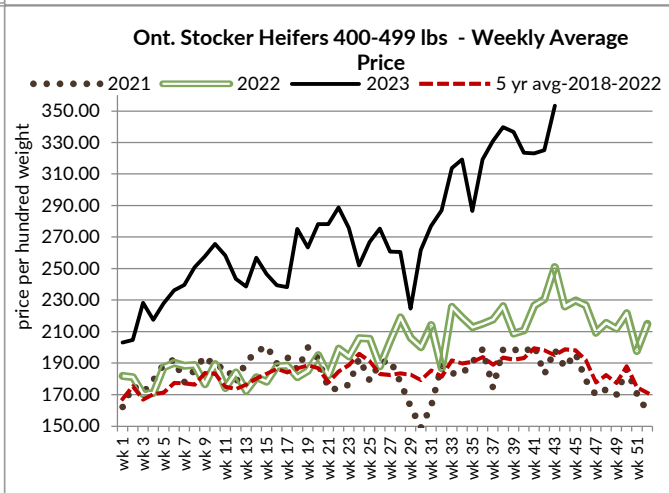
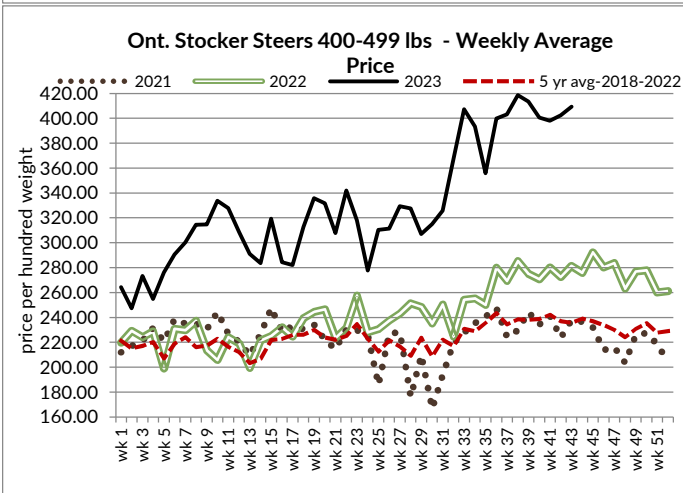
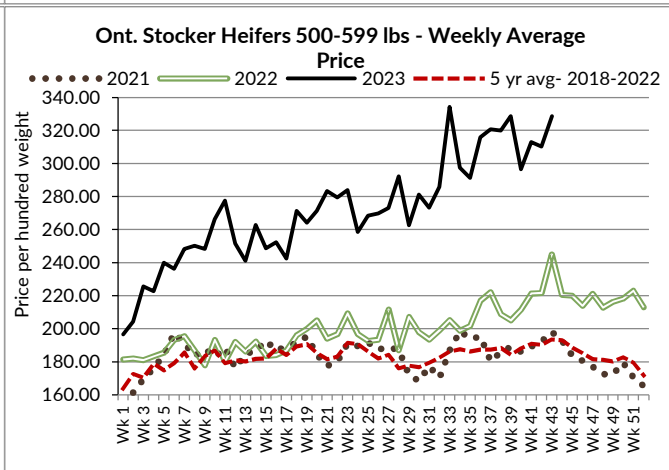
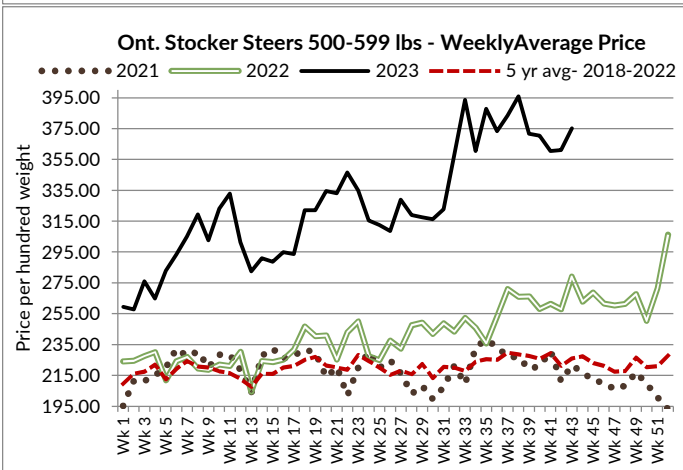
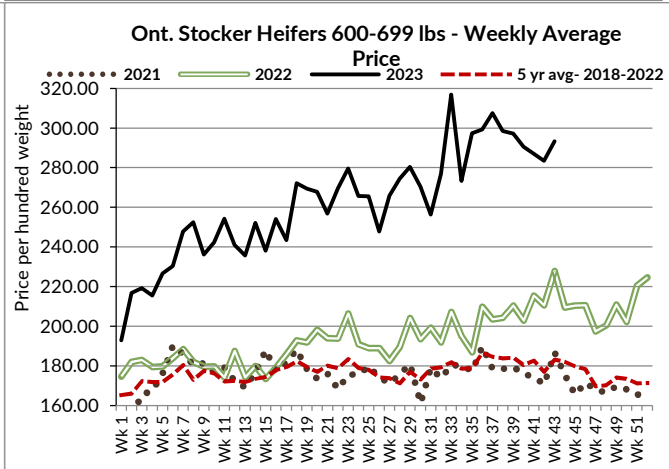
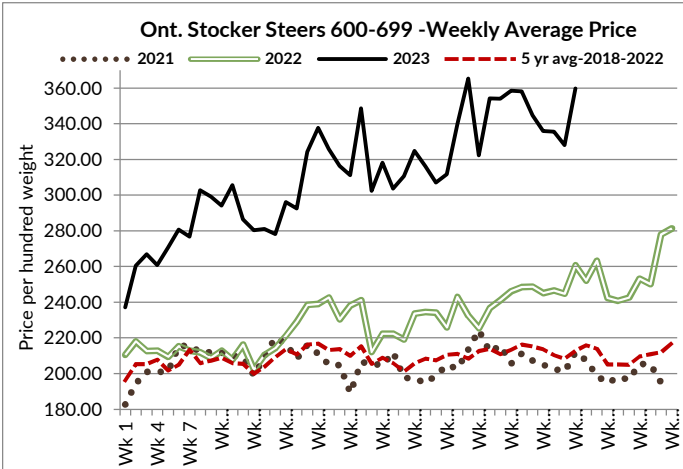
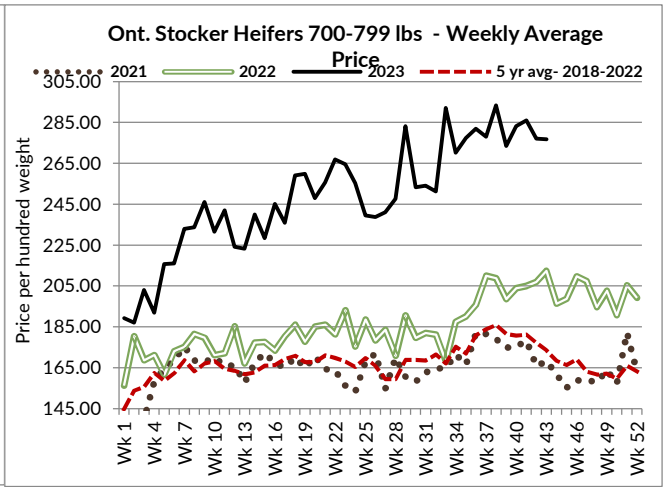
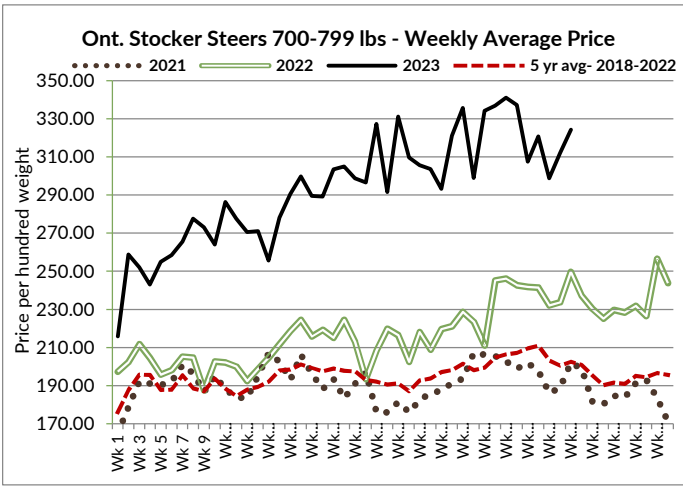
Stocker sale at Rainy River Cattlemen's Sale- Stratton: **October 21, 2023-1,115 Stockers, 129 Cows, 22 Bulls**

Steers	Price Range	Average	Top	Heifers	Price Range	Average	Top
1000+	185.00-270.00	235.09	270.00	900+	175.00-258.00	229.59	258.00
900-999	202.49-245.99	233.40	245.99	800-899	254.99-277.00	269.49	277.00
800-899	258.00-320.00	280.39	320.00	700-799	270.00-295.99	279.99	295.99
700-799	287.99-360.00	343.00	360.00	600-699	295.00-317.49	311.69	317.49
600-699	262.50-404.99	363.49	404.99	500-599	220.00-387.99	320.05	387.99
500-599	275.99-425.99	378.79	425.99	400-499	204.99-382.50	339.90	382.50
400-499	285.00-462.50	408.99	462.50	300-399	289.99-387.99	363.39	387.99
399-	241.00-481.09	410.70	481.09	299-	200.00-385.00	320.69	385.00
				<b>Bulls 1600 lbs -</b>	139.99-300.00	205.90	400.00
<b>Cows</b>	112.99-169.99	131.89	235.99	<b>Bulls 1600 lbs +</b>	130.00-168.50	158.80	168.50

Stocker steers sold on a good demand at strong prices while heifers sold selectively.

Stocker sale at Algoma Cooperative Livestock Sales- Thessalon: **October 21, 2023-377 Stockers,**

Steers	Price Range	Wtd Average	Heifers	Price Range	Wtd Average
800-899	200.00-240.00	223.00	900+	185.00-200.00	193.00
700-799	200.00-328.00	275.00	700-799	210.00-227.00	222.00
600-699	277.00-419.00	345.00	600-699	250.00-300.00	283.00
500-599	300.00-456.00	409.00	500-599	291.00-366.00	349.00
400-499	381.00-426.00	438.00	400-499	300.00-376.00	363.00
399-	385.00-426.00	413.00	300-399	331.00-368.00	345.00



Stocker sale at **Maple Hill Auctions Ltd: October 23, 2023- 437 Stockers – Local Vaccinated Calf Sale**

Steers	Price Range	Average	Top	Heifers	Price Range	Average	Top
1000+	304.25-308.50	306.24	308.50	700-799	261.00-289.50	271.00	299.00
900-999	314.50-317.00	315.91	317.00	600-699	290.00-320.00	305.32	334.00
700-799	305.00-319.00	313.46	325.00	500-599	339.00-400.00	354.35	400.00
600-699	360.00-375.00	367.74	380.00	400-499	360.00-398.00	385.33	398.00
500-599	370.00-435.00	402.71	435.00				
400-499	450.00-455.00	450.71	480.00				

Stocker sale at **Carsons Auctions: October 23, 2023- 400 Stockers – Local Vaccinated Calf Sale**

Steers	Price Range	Heifers	Price Range
800-899	295.00-326.00	800-899	290.00-310.00
700-799	290.00-384.00	700-799	297.00-384.00
600-699	395.00-430.00	600-699	300.00-430.00
500-599	380.00-450.00	500-599	325.00-450.00
400-499	387.00-480.00	400-499	330.00-405.00

Very strong sale with excellent quality cattle on offer.

Stocker sale at **Keady Livestock Market: October 24, 2023- 1,198 Stockers -Georgian Bay Charolais Producers Sale**

Steers	Price Range	Average	Top	Heifers	Price Range	Average	Top
900-999	325.00-370.00	347.50	370.00	800-899	270.00-300.00	292.50	300.00
800-899	360.00-390.00	368.51	390.00	700-799	297.00-309.00	302.99	310.00
700-799	380.00-390.00	384.69	390.00	600-699	305.00-330.00	315.41	375.00
600-699	387.50-426.00	406.14	426.00	500-599	355.00-405.00	374.79	420.00
500-599	407.00-445.00	429.05	455.00	400-499	370.00-450.00	416.01	450.00
400-499	432.50-470.00	463.39	470.00	300-399	305.00-370.00	345.00	370.00
399-	467.50-490.00	478.41	490.00	299-	305.00-310.00	307.50	310.00

A good offering of pre-sorted, vaccinated calves sold steady to Saturday's pre-sort sale. A light run of dollar calves sold steady.

Stocker sale at **Aylmer Stockyards Inc: October 25, 2023 - 148 Stockers**

Steers	Price Range	Average	Top	Heifers	Price Range	Average	Top
700-799	169.99-312.50	259.29	312.50	600-699	156.00-272.50	235.99	272.50
600-699	169.99-350.00	272.19	350.00	500-599	254.99-339.99	299.40	339.99
500-599	200.00-357.50	324.50	357.50	400-499	210.00-375.00	269.20	375.00
400-499	254.99-352.99	304.99	352.99	300-399	229.99-381.99	306.49	381.99
399-	379.99-450.00	422.29	450.00				

Stocker sale at **Vankleek Hill Livestock Exchange: October 25, 2023 - 188 Stockers**

Steers	Price Range	Average	Top	Heifers	Price Range	Average	Top
700-799	235.00-315.00	273.70	315.00	600-699	230.00-317.00	268.17	317.00
600-699	290.00-357.00	311.90	357.00	500-599	250.00-320.00	277.00	320.00
500-599	307.00-387.00	341.48	420.00	400-499	247.00-332.00	275.87	332.00
400-499	260.00-367.50	326.81	367.50				
399-	187.00-382.00	224.43	382.00				

Stocker sale at **Grey Bruce Livestock Co-operative, Wiaraton: October 26, 2023-559 Stockers**

Steers	Price Range	Heifers	Price Range
600-700	300.00-395.00	500-600	300.00-369.00
500-600	300.00-445.00	400-500	310.00-405.00
400-500	360.00-452.00	300-400	310.00-390.00
200-400	430.00-467.00		
Males 400-600	280.00-370.00		

Top quality fresh weaned calves, Charolais cross, Red Angus, Black Angus, Hereford & Simmental, sold at strong prices on par with positive current market trends.

Stocker sale at Keady Livestock Market: **October 26, 2023- 771 Stockers-Bluewater Calf Producers- Presort Sale**

Steers	Price Range	Average	Top	Heifers	Price Range	Average	Top
800-899	300.00-345.00	333.75	345.00	700-799	256.00-291.00	283.10	291.00
700-799	345.00-390.00	358.16	395.00	600-699	245.00-319.00	274.67	320.00
600-699	360.00-405.00	386.04	428.00	500-599	322.50-345.00	334.02	345.00
500-599	360.00-430.00	399.50	440.00	400-499	340.00-390.00	368.06	390.00
400-499	430.00-470.00	456.25	475.00	300-399	380.00-390.00	387.14	390.00
399-	430.00-440.00	435.00	440.00				

Exotic type calves sold fully steady while cross-bred calves sold slightly easier.

**ONTARIO BRED COW SALES**

Ontario Stockyards Inc, **October 21, 2023 - 162 Bred cows, 18 cow/calf pairs**

	Exotic and Exotic X	British and British X
Top quality bred cows	N/T	\$2400-\$3350
Avg quality bred cows	N/T	\$1800-\$2400
Top quality cow/calf pairs	N/T	\$3500-\$4515
Avg quality cow/calf pairs	N/T	\$3000-\$3500

Cows sold with good interest on a strong market. (prices are per head and per pair)

**WEEKLY LIVE CATTLE EXPORTS-ONTARIO**

	Week ending Oct 7, 2023	Week ending Sep 30, 2023	Year to Date
Total live slaughter cattle exported through Ontario ports to the U.S.	2,382	2,831	99,070
Steers & Heifers & Cows	2,277	2,734	95,139
Bulls	105	97	3,931

**CANADIAN- FEDERALLY INSPECTED PROCESSING-Canfax/CBGA(Thanksgiving Monday included)**

	Week Ending Oct 21, 2023	# of hd change from week ago	YTD	% Change (Week Ago)	% Change (Year Ago)
Grand Total	61,889	+7,856	2,515,905	+15%	-5%
Western Processing	48,818	+5,517	2,001,329	+13%	-5%
Eastern Processing	13,071	+2,369	514,576	+22%	-7%

**ONTARIO- FEDERALLY INSPECTED PROCESSING-Canfax/CBGA (Thanksgiving Monday included)**

	Week Ending Oct 7, 2023	# of hd change from week ago	YTD	% Change (Week Ago)	% Change (Year Ago)
Grand Total	11,374	+2,145	436,831	+23%	-9.2%

**AVERAGE CARCASS WEIGHTS – CANADA-Canfax/CBGA**

	Steers	Heifers
Oct 21, 2023	959	871
Oct 14, 2023	958	866
Oct 22, 2022	972	870

**AVERAGE CARCASS WEIGHTS – ONTARIO-Canfax/CBGA**

	Steers	Heifers
Oct 21, 2023	961	805
Oct 14, 2023	970	831
Oct 22, 2022	963	818

**USDA ESTIMATED CATTLE PROCESSING VOLUME**

	Week Ending October 28, 2023	Previous Week	Year Ago
Grand Total	636,000	638,000	667,000

## QUEBEC ELECTRONIC AUCTION MARKET (F.O.B. THE FEEDLOT)

For the week ending October 26, 2023	Price 386.25-387.75	Change from Last Week -2.83
--------------------------------------	------------------------	--------------------------------

### ALBERTA DIRECT TRADE

Alberta's direct trade: for the week ending October 26, 2023

Steers	Live- FOB	231.50	Rail- FOB	387.75-388.50
Heifers	Live- FOB	N/T	Rail- FOB	Not enough sold to report a price

### U.S. TRADE (U.S. funds)

The U.S. cash cattle trade: for the week ending October 26, 2023

Choice and Select Steers and Heifers:	Live	180.00-186.00- weekly range
	Rail	287.00-292.00- weekly range

### U.S. BOXED BEEF CUT-OUT VALUES (U.S. funds)

	Choice 600-900	Select 600-900
Current Five Day Average	306.05	281.01

### BEEF EXPORTS – CANADA (AAFC)

	Change from last year YTD		Change from last year YTD
<i>United States</i>		<i>Mexico</i>	
Jan 1- Aug 31/2023		Jan 1- Aug 31/2023	
Total	+2% or +3,698 tonnes	21,7592 tonnes	+28% or +4,785 tonnes
<i>Japan</i>		<i>South Korea</i>	
Jan 1- Aug 31/2023		Jan 1- Aug 31/2023	
Total	-35% or -16,650 tonnes	9,509 tonnes	-32% or -4,523 tonnes
<i>Viet Nam</i>		<b>Total Beef Exports</b>	
Jan 1- Aug 31/2023		Jan 1- Aug 31/2023	
Total	-15% or -1,457 tonnes	319,219 tonnes	-5% or -16,303 tonnes

### LIVE CATTLE – CANADA (AAFC)

IMPORTS	Import % change from 2022 YTD	EXPORTS	Export % change from 2022 YTD
Jan 1- Aug 31/2023		Jan 1- Oct 7/2023	
Pure bred	7,345 -24%	Slaughter steers & heifers & cows	363,838 -1%
Non-pure bred	183,033 +31%	Feeder cattle & calves	131,131 -22%
		Bulls	30,320 -8%

### BEEF IMPORTS – CANADA (AAFC)

	Jan 1 – Oct 14, 2023	Last Year Same Time	% Change
United States	84,332 tonnes	84,864 tonnes	-1%
Uruguay	13,291 tonnes	8,148 tonnes	+63%
Mexico	7,264 tonnes	7,881 tonnes	-8%
Australia	11,749 tonnes	8,530 tonnes	+38%
Non-CUSMA	36,644 tonnes	27,059 tonnes	+35%
EU-27 (beef/veal total)	8,658 tonnes	12,750 tonnes	-32%
Total	142,214 tonnes	135,273 tonnes	+5%

### BEEF PRODUCTION – CANADA (AAFC)

	Jan 1 – Oct 14, 2023	Last Year Same Time	% Change
Fed	826,351 tonnes	901,193 tonnes	-8%
Non-fed	133,340 tonnes	121,944 tonnes	+9%



## CHICAGO MERCANTILE EXCHANGE

Closing quotes on futures **today** were as follows:

Live Cattle			Feeder Cattle			Corn		
Oct	184.10	+2.30	Nov	236.90	+0.40	Dec	4.806	+1.4
Dec	182.22	+2.90	Jan	235.70	+0.62	Mar	4.952	+2.0
Feb	182.95	+2.55	Mar	238.57	+0.82	May	5.034	+2.2
Apr	184.90	+2.00	Apr	242.65	+0.72	Jul	5.094	+2.2
Jun	179.10	+1.40	May	246.17	+0.35	Sep	5.076	+2.4
Aug	178.77	+1.07	Aug	257.80	+0.32	Dec	5.116	+2.2
Soybeans			Soft Red Winter Wheat			Canadian \$		
Nov	12.972	+17.6	Dec	5.754	-4.0	Spot	72.05	-0.32
Jan	13.194	+19.2	Mar	6.024	-3.4	Dec	72.10	-0.33
Mar	13.332	+19.4	May	6.190	-3.2	Mar	72.22	-0.33
May	13.466	+19.0	Jul	6336	-2.6	Jun	72.31	-0.33
Jul	13.536	+19.0	Sep	6.476	-2.4	Sep	72.39	-0.32
Aug	13.342	+18.0	Dec	6.640	-2.0	Dec	72.45	-0.31

Beef Farmers of Ontario | Phone: 519.824.0334 | Fax: 519.824.9101 | Email: [markets@ontariobeef.com](mailto:markets@ontariobeef.com)

### ONTARIO STOCKER & FEEDER SPECIAL FALL SALES

Oct 27	7:00 pm	Cargill Auction Market	Local Calf Sale
Oct 28	9:00 am	Keady Livestock Market	Central Ontario Calf Producers Sale- owner lots & Ontario Simmental Influence Sale – owner lots
Nov 1	10:00 am	Kawartha Lakes Community Sale Barn	Peterborough/Victoria Counties Certified Calf Sale
Nov 3	9:00 am	Keady Livestock Market	Special Local Calf Sale
Nov 3	7:00 pm	Cargill Auction Market	Local Calf & Yearling Sale
Nov 4	8:30 am	Rainy River Cattlemens- Stratton	Special Fall Stocker Sale
Nov 4	11:00 am	Denfield Livestock Exchange	Local Vaccinated Calf Sale
Nov 7	11:00 am	Ontario Stockyards Inc	All Vaccinated Calf Sale
Nov 10	9:00 am	Keady Livestock Market	Special Grass & Yard Fed Yearlings Sale
Nov 11	1:00 pm	Maple Hill Auctions Ltd	Bred Heifer Sale
Nov 15	10:00 am	Kawartha Lakes Community Sale Barn	Peterborough/Victoria Counties Calf & Yearling Sale
Nov 17	9:00 am	Keady Livestock Market	Special Local Calf Sale
Nov 17	10:00 am	Brussels Livestock	Angus Influence Sale (in regular sale)
Nov 18	11:00 am	Denfield Livestock Exchange	Final Vaccinated Calf & Yearling Sale
Nov 18	1:00 pm	Maple Hill Auctions Ltd	Ontario Shorthorn Sale

### Comments for the week ending October 26, 2023.

There were 478 fed steers and heifers sold through auction markets this week up 83 from the week before and 137 more than the same time last year. Fed steers sold from \$215.86-\$237.24 averaging \$230.51 down \$3.26 cwt from the week before but \$51.57 stronger than year ago prices. Fed heifers ranged from \$221.01-\$236.50 averaging \$230.03 cwt up \$2.18 from the previous week and \$54.22 stronger than this time last year on average. Auction markets reported trade as steady with quality considered, with one market noting fully steady prices.

The Ontario railgrade market this week was light with prices continuing steady at \$395.00 dressed for steers and \$394.00 cwt for heifers. Delivery of the cattle sold this week was being scheduled for the week of November 27<sup>th</sup> with just a couple of lots for immediate delivery, depending on the purchasing packer. This week's average prices are up \$92.00 cwt over last year at this time. Light US packer interest continues in Ontario.

This week there were 2,908 fed/cull cows sold through auction markets, up 241 from last week, 436 more than last year at this time and the largest weekly volume sold since the second week in January 2023. Cows ranged from \$90.25-\$134.53 with a weekly weighted average of \$109.06 down \$4.00 cwt from last week but still \$25.67 higher than year ago prices. Auction markets reported trade as active with prices starting out easier. As the week progressed trade was steady to easier with trade ending the week holding

steady. Larger volumes of 696 beef cows sold this week up 100 head from the previous week averaging \$117.18 down \$7.47 cwt from the previous week's weighted average beef cow prices. 2,212 dairy cows sold up 141 head from last week averaging \$105.55 down \$4.32 on average.

It was a very busy week for stocker and feeder cattle sales with auction markets reporting 11,591 head selling through auction markets, up 2,387 head from last week and 1,391 more than the same week last year. Auction markets reported good quality calves as selling steady to higher on good demand, with plainer types and non vaccinated barely steady to slightly easier. As the week progressed trade was steady to strong and ended the week with good quality steady to barely steady and non-vaccinated and plainer types easier. There were several special calf sales included this week noting high prices. Yearling steers started out on a strong active trade while heifers were steady with quality considered. By mid-week yearlings were selling actively at stronger prices but by week's end trade was barely steady to easier. Actual average prices for the week saw steers 400-500 lbs averaging \$6.99 cwt higher than last week, 500-600 lbs up \$14.28, 600-700 lbs up \$31.86, 700-800 lbs up \$12.34, 800-900 lbs up \$12.85, 900-1000 lbs down \$17.46 and steers 1000 lbs plus averaged \$2.81 cwt stronger than last week's weighted average prices. Heifers from 300-400 lbs were up \$20.33 on average, 400-500 lbs up \$28.19, 500-600 lbs up \$18.47, 600-700 lbs up \$9.83, 700-800 lbs down \$0.31, 800-900 lbs down \$15.35 with heifers 900 lbs plus averaging \$10.75 cwt easier than last week's weighted average prices.

The Quebec electronic market this ranged from \$386.25-\$387.75 cwt dressed on a picked-up basis, down \$2.83 cwt from the previous week's trade.

Alberta direct trade remains steady at \$390.00 cwt delivered on a dressed basis with delivery mainly the last week in November. Canfax reports: "Packers are getting fewer grid cattle committed to them which should support interest on the cash market. Despite the negativity surrounding the sharp sell off on the cattle futures market early in the week. One has to remember Western Canadian fed supplies are still very manageable and on top of that, the Canadian dollar is trading at the lowest point in over 1 year."

The U.S. cash cattle trade the week ending October 20<sup>th</sup> was stronger with sales in the south from \$183.00-\$185.50, mainly \$184.00-\$185.00 live up \$1.00-\$2.00 cwt. In the north trade ranged from \$289.00-\$295.00 dressed, mainly \$294.00 up \$2.00 cwt with some live deals from \$185.00-\$187.00 up \$1.00-\$2.00. Overall prices for the week, reported by the USDA Mandatory Price Report saw live steers average \$186.15 up \$1.85 while heifers averaged \$186.05 up \$2.01. On the rail steers averaged \$293.57 up \$1.74 with heifers averaging \$293.47 dressed up \$1.83 cwt.

This week the U.S. cattle trade had a rough start to the week following the Cattle on Feed Report that was released Friday afternoon. Some pressure was anticipated on the cattle futures after the larger than expected placements reported in Friday's report, but the sharply lower to limit lower prices that developed were not expected. Tuesday a light trade in parts of Iowa were reported from \$184.00-\$185.00 live and a couple at \$291.00 dressed, down \$2.00 cwt from the previous week on average with a couple of deals in noted in the south at \$180.00-\$182.00 live down \$2.00-\$5.00 cwt, but not nearly enough sold to establish a market. Tuesday the cattle futures started out strong reversing some of Monday's damage but by noon the tables had turned back to negative territory for most, but the nearby contracts held some of the gains. On Wednesday light trade in the north was noted from \$183.00-\$184.00 live down \$2.00-\$4.00 cwt and \$288.00-\$291.00 dressed, mainly \$290.00 down \$3.00-\$4.00 cwt while the south was quiet as bids of \$180.00 live were passed by sellers. Thursday, light trade in the north ranged from \$287.00-\$292.00, mainly \$290.00 cwt down \$3.00-\$4.00 from last week while some live trade in the north ranged from \$185.00-\$186.00 which is steady to \$2.00 easier than last weeks trade. Business in the south ranged from \$183.00-\$185.00 live, steady to \$2.00 cwt lower than last week but stronger than early week sales. Today, light trade is sitting at \$185.00 live in the south, steady to last week and \$186.00 live in the north, also steady to last week's northern prices. Asking prices are reported at \$185.00 plus live in the south and \$292.00 plus dressed in the north with just some light clean up trade anticipated, otherwise business for the week is completed.