



WEEKLY MARKET INFORMATION REPORT – FOR THE WEEK ENDING THURSDAY NOVEMBER 2, 2023

The following information is collected from various sources and disseminated by Beef Farmers of Ontario.

ONTARIO DIRECT TO PACKER RAILGRADE CATTLE TRADE

Prices are on a carcass weight basis before grade and weight discounts:

A Grade Steers	395.00
A Grade Heifers	394.00

ONTARIO LIVE CATTLE TRADE

Ontario auction sales this week saw weighted average price ranges for:

FED CATTLE	Volume	Price Range	Average	Top	Last Week Avg
Large Frame Steers +1250	52	218.52-237.21	231.35	251.50	234.18
Medium Frame Steers +1250	73	217.93-234.27	228.10	247.00	227.09
-Large & Medium Frame Steers +1250	125	214.93-236.87	230.68	251.50	230.51
Large Frame Heifers +1000	85	222.44-238.46	230.37	253.50	226.38
Medium Frame Heifers +1000	223	226.83-239.64	234.49	250.00	230.03
Large & Medium Frame Heifers +1000	308	226.05-239.84	233.78	253.50	230.03
Fed steers, Dairy & Dairy Cross +1250	69	186.72-212.96	199.51	225.00	198.04
Fed heifers, Dairy & Dairy Cross +1000	125	129.76-202.41	162.82	234.00	174.00
Cows - All Weights	2,881	84.25-128.24	103.92	202.50	109.06
Bulls - All Weights	192	123.87-162.98	142.49	264.99	153.43

STOCKERS - Large and Medium Frame

STEERS	Volume	Price Range	Average	Top	Last Week Avg
1000+	711	282.47-308.45	295.61	316.00	295.28
900-999	457	283.98-321.00	303.35	330.50	294.04
800-899	200	229.90-302.23	276.76	333.00	313.38
700-799	564	272.87-349.56	314.02	430.00	324.28
600-699	1,107	287.84-374.39	336.42	430.00	359.81
500-599	963	305.58-412.23	362.99	460.00	375.21
400-499	457	306.41-435.94	376.37	490.00	409.28
-399	122	295.72-428.34	366.00	510.00	410.58

STOCKERS - Large and Medium Frame

HEIFERS	Volume	Price Range	Average	Top	Last Week Avg
+900	335	217.43-274.92	240.47	298.00	244.87
800-899	294	219.23-282.96	256.59	313.00	260.51
700-799	270	204.33-272.84	244.01	312.50	276.80
600-699	628	235.17-312.87	280.68	387.50	293.27
500-599	954	251.07-343.28	300.36	380.00	328.63
400-499	446	237.81-348.73	300.31	450.00	353.30
300-399	110	267.48-361.66	323.31	430.00	326.82
-299	28	280.18-329.11	302.68	760.00	310.64

At Kawartha Lakes Community Sale Barn: **October 28, 2023-195 cows, 25 bulls, 41 veal, 4 fed cattle**

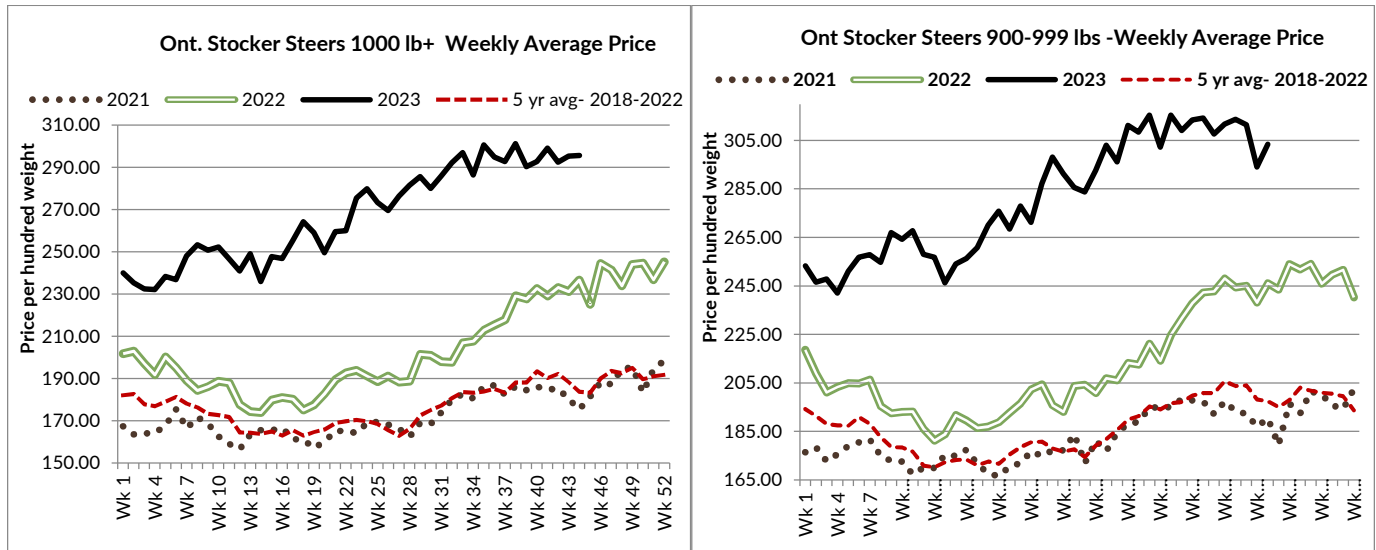
	Price Range	Avg.	Top
Cows	92.00-141.00	105.87	187.50
Bulls 1600 lbs & under	90.00-164.00	118.45	164.00
Bulls 1600 lbs & over	120.00-188.00	140.21	188.00
Veal Calves 600 lbs+	190.00-225.00	191.25	225.00
Veal Calves 125 lbs -	175.00-725.00	396.31	725.00

At Denfield Livestock Exchange Inc.: **October 31, 2023: 289 Fed Cattle, 80 Cows, 7 Bulls, 9 Veal, 6 stockers**

	Price Range	Average	Top
Large & Medium Frame Fed Steers +1250 lbs	232.00-241.50	236.65	251.50
Large & Medium Frame Fed Heifers +1000 lbs	235.00-242.50	239.14	253.50
Cows	84.00-120.00	101.90	153.00
Veal +600 lbs	194.00-230.00	215.14	230.00

At Aylmer Stockyards Inc.: **October 25, 2023 - 35 Veal, 219 Cows, 58 Fed cattle, 2 Bulls, 22 Stockers**

	Price Range	Average	Top
Fed Heifers, dairy & dairy cross 1000+ lbs	135.00-229.99	184.20	229.99
Cows	65.00-151.00	107.20	196.99
Veal 600+ lbs	175.00-260.00	204.40	260.00



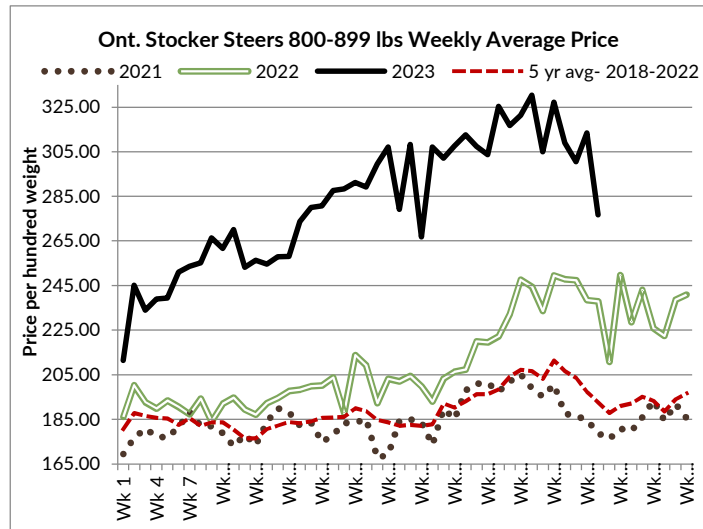
ONTARIO STOKER & FEEDER TRADE

Stocker sale at Brussels Livestock: **October 27, 2023-1,716 Stockers**

Steers	Price Range	Average	Top	Heifers	Price Range	Average	Top
1000+	288.00-311.25	301.02	311.25	900+	227.50-289.25	249.19	298.00
900-999	285.00-330.50	309.05	330.50	800-899	210.00-293.00	261.32	297.00
800-899	215.00-326.00	287.40	333.00	700-799	185.00-252.00	223.32	266.00
700-799	272.00-330.00	302.94	343.00	600-699	230.00-318.00	272.13	322.00
600-699	276.00-362.00	320.82	399.00	500-599	255.00-330.00	305.12	330.00
500-599	305.00-377.00	336.64	385.00	400-499	225.00-367.50	314.52	405.00
400-499	320.00-411.00	367.59	411.00	300-399	368.00-430.00	392.29	430.00
399-	215.00-390.00	316.89	420.00	299-	150.00-250.00	200.00	250.00

Stocker sale at Kawartha Lakes Community Sale Barn: **October 28, 2023-105 Stockers**

Steers	Price Range	Average	Top	Heifers	Price Range	Average	Top
600-699	215.00-335.00	273.47	335.00	400-499	160.00-285.00	219.37	285.00
500-599	285.00-345.00	307.36	345.00				
400-499	270.00-400.00	347.06	400.00				
399-	260.00-395.00	317.38	395.00				



Stocker sale at **Community Livestock Exchange: October 31, 2023: 251 Stockers**

Steers	Price Range	Average	Top	Heifers	Price Range	Average	Top
700-799	135.00-245.00	196.19	245.00	600-699	194.99-324.00	281.40	324.00
600-699	245.00-329.99	295.59	329.99	500-599	214.99-329.99	284.90	329.99
500-599	200.00-425.00	328.20	425.00	400-499	239.99-341.00	305.90	341.00
400-499	214.99-445.00	346.09	445.00				
399-	347.50-450.00	371.70	450.00				

Stocker sale at **Keady Livestock Market: October 31, 2023- 588 Stockers**

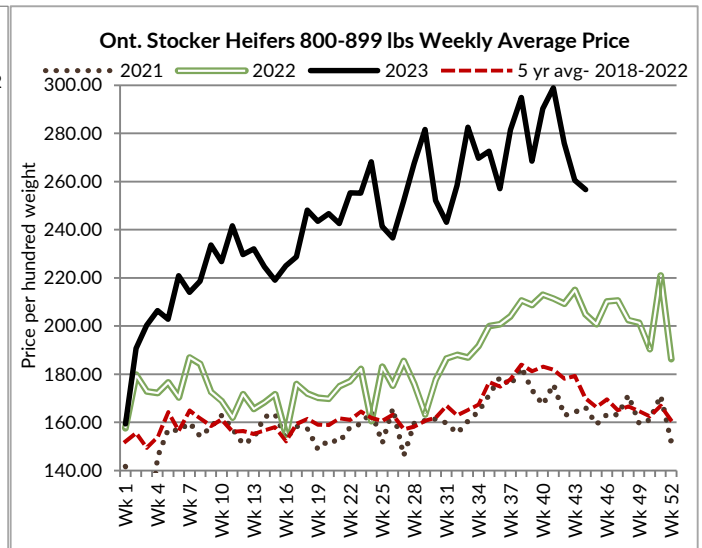
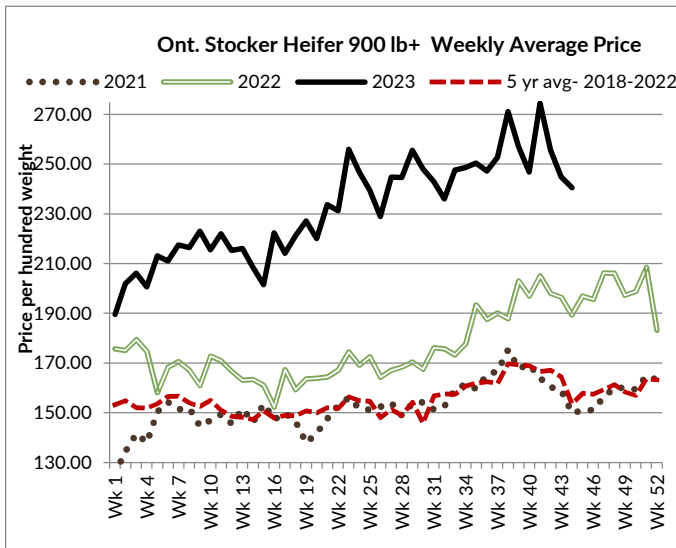
Steers	Price Range	Average	Top	Heifers	Price Range	Average	Top
1000+	225.00-285.00	239.40	285.00	900+	262.00-291.00	279.28	291.00
900-999	285.00-321.00	303.00	321.00	800-899	267.50-313.00	288.02	313.00
800-899	260.00-292.50	282.50	292.50	700-799	260.00-295.00	276.67	295.00
700-799	270.00-335.00	311.30	335.00	600-699	220.00-285.00	263.53	334.00
600-699	310.00-392.50	354.62	392.50	500-599	225.00-342.00	293.40	342.00
500-599	310.00-410.00	370.59	410.00	400-499	255.00-340.00	296.21	415.00
400-499	395.00-455.00	422.60	455.00	300-399	300.00-340.00	321.82	370.00
399-	220.00-405.00	329.00	405.00				

Stocker sale at **Renfrew Pontiac Livestock: October 31, 2023: 540 Stockers**

Steers	Price Range	Average	Top	Heifers	Price Range	Average	Top
800-899	247.50-308.00	280.39	308.00	700-799	225.00-292.49	249.69	292.49
700-799	194.99-322.50	288.30	322.50	600-699	232.50-345.00	316.10	345.00
600-699	235.00-385.00	334.29	385.00	500-599	204.99-375.00	328.60	375.00
500-599	270.00-417.49	374.19	417.49	400-499	220.00-379.99	333.70	379.99
400-499	239.99-467.49	383.30	467.49	300-399	204.99-375.00	311.29	375.00
399-	345.00-450.00	402.10	450.00				

Stocker sale at **Ontario Livestock Exchange: November 1, 2023 - 683 Stockers**

Steers	Price Range	Average	Top	Heifers	Price Range	Average	Top
1000+	293.00-316.00	305.43	316.00	800-899	267.50-281.00	279.50	281.00
900-999	311.50-324.00	317.55	324.00				
800-899	315.00-325.00	318.33	325.00				
700-799	292.50-335.00	321.39	335.00				



Stocker sale at Ontario Livestock Exchange: November 2, 2023: 430 Stockers

Steers	Price Range	Average	Top	Heifers	Price Range	Average	Top
1000+	140.00-195.00	169.55	250.00	900+	150.00-240.00	205.78	240.00
900-999	185.00-280.00	238.97	280.00	800-899	180.00-237.50	207.76	250.00
800-899	185.00-245.00	225.23	275.00	700-799	190.00-227.50	213.35	265.00
700-799	195.00-257.50	240.25	265.00	600-699	180.00-230.00	211.47	270.00
600-699	195.00-285.00	235.50	325.00	500-599	215.00-300.00	242.55	300.00
500-599	200.00-310.00	256.14	335.00	400-499	180.00-225.00	209.52	275.00
400-499	155.00-305.00	254.00	305.00				
399-	250.00-320.00	286.67	320.00				

Stocker sale at Ontario Stockyards Inc: November 2, 2023: 1,164 Stockers

Steers	Price Range	Average	Top	Heifers	Price Range	Average	Top
1,000+	210.00-260.00	225.67	260.00	900+	160.00-225.00	180.81	225.00
900-999	192.50-270.00	226.64	270.00	800-899	187.50-265.00	241.65	265.00
800-899	236.00-305.00	280.07	305.00	700-799	155.00-295.00	231.58	307.00
700-799	257.50-337.00	196.78	337.00	600-699	205.00-282.50	240.65	322.50
600-699	250.00-340.00	294.68	394.00	500-599	200.00-325.00	247.77	350.00
500-599	285.00-417.50	352.13	417.50	400-499	215.00-320.00	257.26	380.00
400-499	320.00-456.00	385.97	478.00	300-399	245.00-380.00	330.00	380.00
399-	340.00-482.50	411.81	495.00	299-	290.00-310.00	307.14	310.00

Stocker sale at Ottawa Livestock Exchange: November 2, 2023: 93 Stockers

Steers	Price Range	Average	Top	Heifers	Price Range	Average	Top
800-899	185.00-312.00	271.63	312.00	600-699	227.00-295.00	274.33	295.00
700-799	260.00-295.00	273.75	295.00	500-5499	185.00-230.00	204.50	240.00
600-699	230.00-320.00	279.56	320.00				
500-599	235.00-317.00	286.64	317.00				
400-499	208.00-397.00	266.25	397.00				

ONTARIO STOCKER & FEEDER TRADE SPECIAL FALL SALES

Stocker sale at Keady Livestock Market: October 28, 2023-1,209 Stockers

700-799	340.00-430.00	376.08	430.00	700-799	260.00-312.50	295.54	312.50
600-699	367.50-430.00	397.32	430.00	600-699	270.00-335.00	313.98	387.50
500-599	387.50-460.00	417.98	460.00	500-599	300.00-365.00	335.03	380.00
400-499	420.00-475.00	449.27	490.00	400-499	312.50-405.00	354.96	450.00
399-	360.00-510.00	440.00	510.00	300-399	330.00-430.00	396.67	430.00
				299-	300.00-360.00	310.00	385.00

Good quality calves sold on a steady market.

Stocker sale at Kawartha Lakes Community Sales Barn: **November 1, 2023 - 733 Stockers**

Steers	Price Range	Average	Top	Heifers	Price Range	Average	Top
900-999	235.00-299.00	266.66	299.00	9006	222.50-245.00	230.08	245.00
800-899	277.50-331.50	310.75	331.50	800-899	256.00-284.00	274.90	284.00
700-799	287.50-350.00	326.34	350.00	700-799	227.50-279.00	271.86	279.00
600-699	290.00-389.00	364.06	409.00	600-699	270.00-335.00	305.34	335.00
500-599	300.00-412.50	365.78	427.50	500-599	295.00-366.00	329.13	377.00
400-499	320.00-457.50	386.37	457.50	400-499	252.50-370.50	315.13	370.50
399-	350.00-425.00	386.37	425.00	300-399	235.00-324.00	300.32	324.00

Peterborough Cattlemen's and Victoria Beef Farmers Certified Calf Sale- Good offering of calves sold with good buyer interest. Calves sold actively at steady to higher prices.

WEEKLY LIVE CATTLE EXPORTS-ONTARIO

	Week ending Oct 14, 2023	Week ending Oct 7, 2023	Year to Date
Total live slaughter cattle exported through Ontario ports to the U.S.	2,577	2,382	101,647
Steers & Heifers & Cows	2,508	2,277	97,647
Bulls	69	105	4,000

CANADIAN- FEDERALLY INSPECTED PROCESSING-Canfax/CBGA

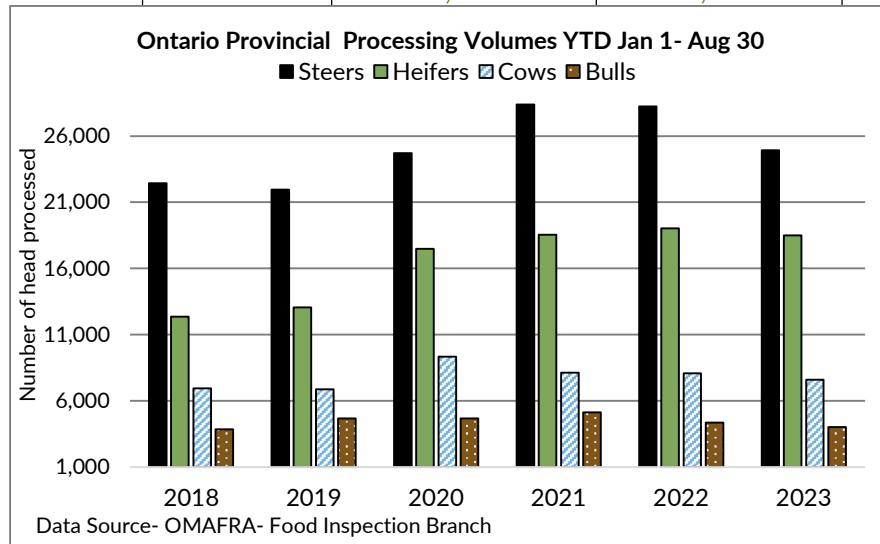
	Week Ending Oct 28, 2023	# of hd change from week ago	YTD	% Change (Week Ago)	% Change (Year Ago)
Grand Total	65,994	+4,105	2,581,899	+7%	-5%
Western Processing	52,617	+3,799	2,053,946	+8%	-5%
Eastern Processing	13,377	+306	527,953	+2%	-6%

ONTARIO- FEDERALLY INSPECTED PROCESSING-Canfax/CBGA

	Week Ending Oct 28, 2023	# of hd change from week ago	YTD	% Change (Week Ago)	% Change (Year Ago)
Grand Total	11,576	+202	459,781	+1.8%	-9.1%

ONTARIO - PROVINCIAL PROCESSING- OMAFRA

	August 2023	August 2022	2023 YTD Total	2022 YTD Total	% change from 2022
Steers	3,579	3,438	24,917	28,223	-11.7%
Heifers	2,250	2,226	18,507	19,027	-2.7%
Cows	930	977	7,603	8,085	-6%
Bulls	470	558	4,023	4,363	-7.8%



AVERAGE CARCASS WEIGHTS – CANADA-Canfax/CBGA

	Steers	Heifers
Oct 28, 2023	960	875
Oct 21, 2023	959	871
Oct 29, 2022	973	862

AVERAGE CARCASS WEIGHTS – ONTARIO-Canfax/CBGA

	Steers	Heifers
Oct 28, 2023	962	840
Oct 21, 2023	961	805
Oct 29, 2022	960	828

USDA ESTIMATED CATTLE PROCESSING VOLUME

	Week Ending	Previous Week	Year Ago
	November 4, 2023		
Grand Total	632,000	636,000	668,000

QUEBEC ELECTRONIC AUCTION MARKET (F.O.B. THE FEEDLOT)

	Price	Change from Last Week
For the week ending November 2, 2023	387.00-388.25	+0.53

ALBERTA DIRECT TRADE

Alberta's direct trade: for the week ending November 2, 2023

Steers	Live- FOB	N/T	Rail- FOB	N/T
Heifers	Live- FOB	N/T	Rail- FOB	N/T

U.S. TRADE (U.S. funds)

The U.S. cash cattle trade: for the week ending November 2, 2023

Choice and Select Steers and Heifers:	Live	182.00-185.00- limited
	Rail	291.00-292.00- limited

U.S. BOXED BEEF CUT-OUT VALUES (U.S. funds)

	Choice	Select
	600-900	600-900
Current Five Day Average	305.75	278.68

BEEF EXPORTS – CANADA (AAFC)

<i>United States</i>	<i>Change from last year YTD</i>	<i>Mexico</i>	<i>Change from last year YTD</i>	
<i>Jan 1- Aug 31/2023</i>		<i>Jan 1- Aug 31/2023</i>		
Total	235,801 tonnes	+2% or +3,698 tonnes	21,7592 tonnes	+28% or +4,785 tonnes
<i>Japan</i>	<i>Change from last year YTD</i>	<i>South Korea</i>	<i>Change from last year YTD</i>	
<i>Jan 1- Aug 31/2023</i>		<i>Jan 1- Aug 31/2023</i>		
Total	31,066 tonnes	-35% or -16,650 tonnes	9,509 tonnes	-32% or -4,523 tonnes
<i>Viet Nam</i>	<i>Change from last year YTD</i>	Total Beef Exports	<i>Change from last year YTD</i>	
<i>Jan 1- Aug 31/2023</i>		<i>Jan 1- Aug 31/2023</i>		
Total	8,459 tonnes	-15% or -1,457 tonnes	319,219 tonnes	-5% or -16,303 tonnes

LIVE CATTLE – CANADA (AAFC)

IMPORTS	Import % change from 2022 YTD	EXPORTS	Export % change from 2022 YTD
Jan 1- Aug 31/2023		Jan 1- Oct 14/2023	
Pure bred	7,345 -24%	Slaughter steers & heifers & cows	374,430 -1%
Non-pure bred	183,033 +31%	Feeder cattle & calves	135,966 -20%
		Bulls	31,145 -8%

BEEF IMPORTS – CANADA (AAFC)

	Jan 1 – Oct 21, 2023	Last Year Same Time	% Change
United States	86,318 tonnes	87,218 tonnes	-1%
Uruguay	13,938 tonnes	8,552 tonnes	+63%
Mexico	7,294 tonnes	8,029 tonnes	-9%
Australia	12,561 tonnes	8,799 tonnes	+43%
Non-CUSMA	38,265 tonnes	27,745 tonnes	+38%
EU-27 (beef/veal total)	9,021 tonnes	13,023 tonnes	-31%
Total	146,354 tonnes	138,853 tonnes	+5%

BEEF PRODUCTION – CANADA (AAFC)

	Jan 1 – Oct 21, 2023	Last Year Same Time	% Change
Fed	847,733 tonnes	924,522 tonnes	-8%
Non-fed	137,029 tonnes	124,790 tonnes	+10%

CHICAGO MERCANTILE EXCHANGE

Closing quotes on futures **today** were as follows:

Live Cattle			Feeder Cattle			Corn		
Dec	183.87	-0.80	Nov	240.60	-2.02	Dec	4.772	+7.2
Feb	185.22	-1.20	Jan	239.75	-2.42	Mar	4.922	+7.2
Apr	187.82	-0.95	Mar	242.35	-2.07	May	5.014	+7.2
Jun	182.70	-0.52	Apr	246.12	-1.90	Jul	5.100	+7.6
Aug	182.42	-0.47	May	249.62	-1.62	Sep	5.124	+7.2
Oct	186.40	-0.37	Aug	261.55	-1.55	Dec	5.174	+7.0
Soybeans			Soft Red Winter Wheat			Canadian \$		
Nov	13.274	+23.4	Dec	5.724	+7.0	Spot	73.20	+0.49
Jan	13.516	+23.4	Mar	5.992	+6.4	Dec	73.25	+0.49
Mar	13.664	+24.4	May	6.164	+6.6	Mar	73.37	+0.49
May	13.790	+24.2	Jul	6.320	+6.6	Jun	73.46	+0.49
Jul	13.842	+23.4	Sep	6.456	+6.4	Sep	73.53	+0.49
Aug	13.630	+21.6	Dec	6.614	+6.4	Dec	73.60	+0.50

Beef Farmers of Ontario | Phone: 519.824.0334 | Fax: 519.824.9101 | Email: markets@ontariobeef.com

ONTARIO STOCKER & FEEDER SPECIAL FALL SALES

Nov 3	7:00 pm	Cargill Auction Market	Local Calf & Yearling Sale
Nov 4	8:30 am	Rainy River Cattlemens- Stratton	Special Fall Stocker Sale
Nov 4	11:00 am	Denfield Livestock Exchange	Local Vaccinated Calf Sale
Nov 7	11:00 am	Ontario Stockyards Inc	All Vaccinated Calf Sale
Nov 10	9:00 am	Keady Livestock Market	Special Grass & Yard Fed Yearlings Sale
Nov 11	1:00 pm	Maple Hill Auctions Ltd	Bred Heifer Sale
Nov 15	10:00 am	Kawartha Lakes Community Sale Barn	Peterborough/Victoria Counties Calf & Yearling Sale
Nov 17	9:00 am	Keady Livestock Market	Special Local Calf Sale
Nov 17	10:00 am	Brussels Livestock	Angus Influence Sale (in regular sale)
Nov 18	11:00 am	Denfield Livestock Exchange	Final Vaccinated Calf & Yearling Sale
Nov 18	1:00 pm	Maple Hill Auctions Ltd	Ontario Shorthorn Sale

Comments for the week ending November 2, 2023.

Lighter receipts of 433 fed steers and heifers sold through auction markets this week down 45 from the week before and 6 fewer than the same time last year. Fed steers saw a full trading range from \$214.93-\$236.87 averaging \$230.68 up \$0.17 cwt from the week before and \$48.95 higher than year ago prices. Fed heifers sold from \$226.05-\$239.84 averaging \$233.78 up \$3.75 cwt and \$55.69 higher than last year at this time. Auction markets reported trade as steady with quality considered, to slightly easier.

The Ontario railgrade market continued at fully steady prices again this week with steers reported at \$395.00 cwt dressed and heifers at \$394.00. This is the seventh straight week at these prices. Cattle sold this week were being scheduled for delivery the week of December 4th. Trade was light as some producers are holding out for stronger prices. US packer interest was reported with some cattle selling south of the border this week. This week's average prices are \$90.50 cwt above last year at this time.

Larger receipts of fed/cull cows sold through auction markets this week at 2,881 head down 27 from last week and 514 more than last year at this time. Cows sold from \$84.25-\$128.24 averaging \$103.92 down \$5.14 cwt from the previous week's trade but still \$25.08 above year ago prices. Auction markets reported trade as active with prices slightly softer to start. By Tuesday trade was steady to easier with one market noting beef cows steady and dairy cows \$10.00 cwt lower. By mid week trade was reported as steady and ended the week selling actively at higher prices. This week saw 434 beef cows trade down 262 head from the previous week averaging \$112.45 cwt down \$4.73 from the previous week's weighted average beef cow price. Larger volumes of 2,447 dairy cows sold this week up 235 head from the previous week averaging \$101.10 down \$4.45 cwt from last week's average price.

The Ontario federally inspected processing volume as of October 28, 2023 totals 459,781 head, down 9.1 percent from the same time last year. In the mix, steers are down 10.9 percent, heifer volumes are 11 percent lower and cull cow processing volumes are 3.3 percent higher than last year at this time. Ontario steer carcass weights are trending steady to last year while heifers are slightly higher. Offsetting the lower processing volumes in Ontario has been increased demand in exports to the U.S. Live cattle exports to the US from Ontario are up 63 percent year over year with live steers up 747 percent as of August 31, 2023, live heifers are up 90 percent with cull cows up just 5 percent over the same time period in 2022.

Lighter receipts of 7,646 stocker and feeder cattle were sold through auction markets this week down 3,945 head from the week before but 211 more than the same time last year. The previous week saw several special stocker sales take place while just a couple took place this week. Auction markets reported good quality calves this week trading steady to fully steady, with one certified calf sale seeing steady to higher prices. Second cut and non-vaccinated calves sold easier to under pressure across the board. Yearling steers were noted as steady on strong demand while yearling heifers were steady on the choice cattle and easier on the second cut. By week's end trade was under pressure at easier prices. Actual average prices this week saw steers 400-500 lbs down \$32.91 cwt from the previous week's trade, 500-600 lbs down \$12.22, 600-700 lbs down \$23.39, 700-800 lbs down \$10.26, 800-900 lbs down \$36.62, 900-1000 lbs up \$9.31 and steers 1000 lbs and over averaged \$0.33 higher than last week's weighted average prices. Heifers 300-400 lbs were down \$3.51 from last week on average, 400-500 lbs down \$52.99, 500-600 lbs down \$28.27, 600-700 lbs down \$12.59, 700-800 lbs down \$32.79, 800-900 lbs down \$3.92 and heifers 900 lbs and over averaged \$4.40 cwt easier than last week's weighted average prices.

The Quebec electronic market this ranged from \$387.00-\$388.25 cwt dressed on a picked-up basis, up \$0.53 cwt from the previous week's trade.

Alberta direct trade was light with just a few cattle trading at \$390.00 cwt delivered which is fully steady to last week but too few sold to establish a market. Canfax reports: "Competition on the cash market remains limited and sale volumes are looking very light. Most of this week's cash offering will be carried into next week. For the end of October Canadian Prime and AAA grading percent was over 80%. This is one of the highest quality grade percentages on record."

The U.S. cash cattle trade the week ending October 27th was light in the south and light to moderate in the north. Business in the south ranged from \$180.00-\$185.00 live, majority from \$183.00-\$185.00 which is generally steady to the week before. In the north trade ranged from \$183.00-\$185.00 live with a few at \$186.00 Friday down \$2.50 on average while dressed deals ranged from \$287.00-\$292.00, majority around \$290.00 cwt down \$3.00-\$4.00 cwt. Overall average prices for the week reported by the USDA Mandatory Price Report saw live steers average \$184.02 down \$2.12 cwt while heifers averaged \$184.22 down \$1.83 from the week before. On the rail steers averaged \$290.06 down \$3.51 cwt while heifers averaged \$289.99 down \$3.48 from the previous week's weighted average price.

This week the U.S. cattle trade has been fairly quiet with just a handful of trade late Tuesday in Texas at \$184.00 live on just 77 head, but not enough sold to establish a market. Wednesday saw a handful of cattle sell in the south at \$185.00 live which is steady to the top of last week's southern trade, but not enough sold to establish a market. The north has been very quiet with no trade reported. Thursday a few more cattle traded in the south at \$185.00 live but again, volumes were very limited. Bids in the north from \$290.00-\$292.00 dressed did not get any cattle bought as sellers held out for higher prices. Today a light trade is starting to surface in the north from \$184.00-\$185.00 live, mostly \$185.00 which is steady to last week, with some dressed trade at \$292.00-\$292.75 cwt, most at \$292.00 up \$2.00 from last week. The south is still very quiet with no bids on the table. Asking prices are sitting at \$188.00 live in the south and \$294.00 dressed in the north. Active trade is expected to develop at any time.