



## WEEKLY MARKET INFORMATION REPORT – FOR THE WEEK ENDING THURSDAY NOVEMBER 9, 2023

The following information is collected from various sources and disseminated by Beef Farmers of Ontario.

### ONTARIO DIRECT TO PACKER RAILGRADE CATTLE TRADE

Prices are on a carcass weight basis before grade and weight discounts:

<b>A Grade Steers</b>	393.00-395.00
<b>A Grade Heifers</b>	392.00-394.00

### ONTARIO LIVE CATTLE TRADE

Ontario auction sales this week saw weighted average price ranges for:

<b>FED CATTLE</b>	<b>Volume</b>	<b>Price Range</b>	<b>Average</b>	<b>Top</b>	<b>Last Week Avg</b>
Large Frame Steers +1250	99	229.90-238.22	235.01	241.25	231.35
Medium Frame Steers +1250	66	224.36-236.93	231.64	248.50	228.10
Large & Medium Frame Steers +1250	165	228.87-240.10	234.36	248.50	230.68
Large Frame Heifers +1000	50	172.03-235.24	217.00	246.00	230.37
Medium Frame Heifers +1000	120	214.20-234.03	226.56	245.00	234.49
Large & Medium Frame Heifers +1000	170	207.91-237.22	225.72	246.00	233.78
Fed steers, Dairy & Dairy Cross +1250	50	173.54-198.98	187.03	230.00	199.51
Fed heifers, Dairy & Dairy Cross +1000	111	145.22-200.02	181.30	234.75	162.82
Cows - All Weights	2,542	95.30-139.91	116.35	217.50	103.92
Bulls - All Weights	157	125.50-165.76	142.60	360.00	142.49

#### STOCKERS - Large and Medium Frame

<b>STEERS</b>	<b>Volume</b>	<b>Price Range</b>	<b>Average</b>	<b>Top</b>	<b>Last Week Avg</b>
1000+	595	267.30-298.67	286.60	309.00	295.61
900-999	324	284.17-320.19	308.45	337.50	303.35
800-899	217	253.03-316.35	295.95	333.00	276.76
700-799	488	270.15-331.01	305.73	383.00	314.02
600-699	1,041	299.46-382.78	345.10	435.00	336.42
500-599	1,250	306.81-410.49	370.75	445.00	362.99
400-499	650	315.82-443.77	390.35	485.00	376.37
-399	217	270.97-435.95	359.83	830.00	366.00

#### STOCKERS - Large and Medium Frame

<b>HEIFERS</b>	<b>Volume</b>	<b>Price Range</b>	<b>Average</b>	<b>Top</b>	<b>Last Week Avg</b>
+900	479	219.27-271.56	243.79	285.00	240.47
800-899	326	230.85-282.26	264.97	295.00	256.59
700-799	292	227.54-288.25	268.77	306.00	244.01
600-699	529	245.42-314.49	284.28	375.00	280.68
500-599	1,035	250.97-339.72	298.23	386.00	300.36
400-499	737	249.35-367.92	319.04	430.00	300.31
300-399	193	239.46-354.44	304.20	400.00	323.31
-299	43	210.00-265.58	232.98	520.00	302.68

At Kawartha Lakes Community Sale Barn: **November 4, 2023–157 cows, 26 bulls, 31 veal, 8 fed cattle**

	Price Range	Avg.	Top
Cows	98.00-135.00	112.12	217.50
Bulls 1600 lbs & under	126.00-192.50	128.64	192.50
Bulls 1600 lbs & over	135.00-179.00	152.70	179.00
Veal Calves 600 lbs+	202.50-240.00	216.95	240.00
Veal Calves 125 lbs -	275.00-875.00	444.71	875.00

At Denfield Livestock Exchange Inc.: **November 7, 2023: 141 Fed Cattle, 110 Cows, 4 Bulls, 6 Veal, 6 stockers**

	Price Range	Average	Top
Large & Medium Frame Fed Steers +1250 lbs	234.25-248.50	239.95	248.50
Large & Medium Frame Fed Heifers +1000 lbs	235.00-241.00	238.08	246.00
Cows	86.00-120.00	107.54	151.00
Veal +600 lbs	228.50-234.50	231.70	234.50

At Aylmer Stockyards Inc.: **November 8, 2023 - 7 Veal, 221 Cows, 46 Fed cattle, 2 Bulls, 96 Stockers**

	Price Range	Average	Top
Fed Heifers, dairy & dairy cross 1000+ lbs	120.99-202.99	188.50	202.99
Cows	71.99-144.99	117.90	187.99

## ONTARIO STOCKER & FEEDER TRADE

Stocker sale at Brussels Livestock: **November 3, 2023–1,342 Stockers**

Steers	Price Range	Average	Top	Heifers	Price Range	Average	Top
1000+	266.00-298.00	287.14	308.00	900+	221.00-283.00	256.81	283.00
900-999	309.00-337.50	330.28	337.50	800-899	232.00-295.00	269.17	295.00
800-899	220.00-333.00	298.52	333.00	700-799	229.00-305.00	281.77	305.00
700-799	220.00-305.00	276.03	312.50	600-699	211.00-294.00	256.17	319.00
600-699	250.00-363.00	316.81	363.00	500-599	232.50-364.50	308.52	364.50
500-599	310.00-395.00	355.47	395.00	400-499	251.00-380.00	320.50	400.00
400-499	270.00-380.00	339.55	380.00				
399-	315.00-410.00	389.17	410.00				

Stocker sale at Kawartha Lakes Community Sale Barn: **November 4, 2023–805 Stockers**

Steers	Price Range	Average	Top	Heifers	Price Range	Average	Top
600-699	210.00-342.50	269.57	342.50	400-499	250.00-317.50	275.54	317.50
500-599	280.00-325.00	299.82	325.00				
400-499	265.00-425.00	303.31	425.00				

Stocker sale at Community Livestock Exchange: **November 7, 2023: 193 Stockers**

Steers	Price Range	Average	Top	Heifers	Price Range	Average	Top
700-799	237.50-295.00	284.39	295.00	700-799	144.99-250.00	233.09	250.00
600-699	204.99-312.50	277.80	312.50	600-699	112.50-257.50	187.40	257.50
500-599	180.00-354.99	298.09	354.99	500-599	194.99-300.00	244.49	300.00
400-499	300.00-368.99	343.10	368.99	400-499	175.00-335.00	259.69	335.00

Stocker sale at Keady Livestock Market: **November 7, 2023- 354 Stockers**

Steers	Price Range	Average	Top	Heifers	Price Range	Average	Top
1000+	239.00-270.00	243.43	270.00	900+	222.50-265.00	261.96	265.00
800-899	305.00-330.00	316.67	330.00	800-899	200.00-284.00	257.73	284.00
700-799	167.50-309.00	271.63	345.00	700-799	245.00-297.50	284.38	297.50
600-699	290.00-345.00	314.12	402.50	600-699	225.00-240.00	227.14	250.00
500-599	305.00-395.00	364.74	395.00	500-599	225.00-320.00	269.21	327.50
400-499	365.00-475.00	448.29	475.00	400-499	280.00-370.00	341.72	370.00
399-	170.00-445.00	316.67	445.00	300-399	300.00-330.00	321.33	330.00

Stocker sale at Renfrew Pontiac Livestock: **November 7, 2023: 462 Stockers**

Steers	Price Range	Average	Top	Heifers	Price Range	Average	Top
700-799	202.49-304.99	260.49	304.99	700-799	192.50-262.00	254.40	262.00
600-699	204.99-385.99	311.10	385.99	600-699	169.99-342.49	283.59	342.49
500-599	204.99-400.00	322.29	400.00	500-599	189.99-364.99	293.10	364.99
400-499	250.00-420.00	332.39	420.00	400-499	175.00-364.99	288.09	364.99
399-	225.00-440.00	335.89	440.00	300-399	200.00-362.50	266.19	362.50
				299-	180.00-239.99	213.39	239.99

Stocker sale at Ontario Livestock Exchange: **November 8, 2023 - 757 Stockers**

Steers	Price Range	Average	Top	Heifers	Price Range	Average	Top
1000+	283.00-309.00	299.62	309.00	900+	239.00-285.00	252.15	285.00
900-999	285.00-324.00	309.02	324.00	800-899	272.00-282.00	276.60	282.00
800-899	303.00-331.00	320.95	331.00	700-799	267.560-290.00	278.25	290.00
700-799	275.00-292.50	286.687	292.50				

Stocker sale at Aylmer Stockyards inc: **November 8, 2023 - 96 Stockers**

Steers	Price Range	Average	Top	Heifers	Price Range	Average	Top
700-799	188.99-300.00	234.29	300.00	400-499	289.99-337.50	316.90	337.50
500-599	314.99-354.99	341.29	354.99				
400-499	218.99-357.50	340.60	357.50				
399-	295.00-345.00	323.70	345.00				

**ONTARIO STOCKER & FEEDER TRADE SPECIAL FALL SALES**

Stocker sale at Keady Livestock Market: **November 3, 2023-1,181 Stockers**

Steers	Price Range	Average	Top	Heifers	Price Range	Average	Top
700-799	325.00-375.00	351.47	375.00	600-699	265.00-335.00	308.62	375.00
600-699	332.50-404.00	368.24	404.00	500-599	300.00-330.00	317.60	350.00
500-599	370.00-432.50	411.29	445.00	400-499	290.00-430.00	340.45	430.00
400-499	425.00-485.00	451.09	485.00	300-399	290.00-390.00	432.27	390.00
399-	410.00-500.00	472.50	500.00				

Special Local Calf Sale- Good quality local calves sold on a steady market.

Stocker sale at Denfield Livestock Exchange: **November 4, 2023-757 - Local Vaccinated Calves**

Steers	Price Range	Average	Top	Heifers	Price Range	Average	Top
800-899	287.50-314.00	308.47	314.00	900+	242.50-245.00	243.50	253.00
700-799	317.00-356.00	336.08	383.00	800-899	271.00-281.00	276.64	281.00
600-699	325.00-380.00	354.77	435.00	700-799	275.00-298.00	288.11	298.00
500-599	348.00-441.00	387.60	441.00	600-699	277.00-327.00	300.25	327.00
400-499	325.00-394.00	357.09	394.00	500-599	310.00-360.00	334.75	360.00
399-	330.00-400.00	376.46	430.00	400-499	285.00-328.00	309.68	357.00
				300-399	300.00-337.50	319.50	337.50

Stocker sale at Rainy River Cattleman's - Stratton: **November 4, 2023-953 Stockers, 208 Cows, 17 Bulls**

Steers	Price Range	Average	Top	Heifers	Price Range	Average	Top
900-999	229.99-266.00	250.19	266.00	900+	189.99-266.99	228.39	266.99
800-899	210.00-300.99	281.89	300.99	800-899	210.99-283.99	277.99	283.99
700-799	200.00-341.00	310.40	341.00	600-699	302.99-310.99	305.60	310.99
600-699	247.50-410.50	356.99	410.50	500-599	245.00-331.00	311.10	331.00
500-599	250.00-434.99	385.09	434.99	400-499	200.00-354.00	312.84	354.00
400-499	260.00-470.99	388.89	470.99	300-399	202.99-360.00	321.49	360.00
399-	235.00-475.99	362.99	475.99	299-	189.99-250.00	222.90	250.00
				Bulls 1600-	136.00-185.00	149.70	360.00
Cows	107.00-194.19	139.59	194.19	Bulls 1600+	152.49-157.49	155.09	157.49

Cows sold stronger. Stockers traded on a strong demand with prices keeping with the current market trend.

Stocker sale at Ontario Stockyards Inc: **November 7, 2023- 1,187 Stockers - Vaccinated Calf Sale**

Steers	Price Range	Average	Top	Heifers	Price Range	Average	Top
800-899	280.00-315.00	301.75	315.00	800-899	216.00-280.00	257.79	280.00
700-799	309.00-341.00	325.84	341.00	700-799	274.00-306.00	293.83	306.00
600-699	357.00-390.00	367.62	395.00	600-699	306.00-337.00	318.61	337.00
500-599	355.00-411.00	384.31	427.50	500-599	237.50-337.00	284.85	386.00
400-499	370.00-450.00	417.18	465.00	400-499	280.00-388.00	350.68	405.00
399-	260.00-460.00	359.72	465.00	300-399	260.00-360.00	305.78	360.00

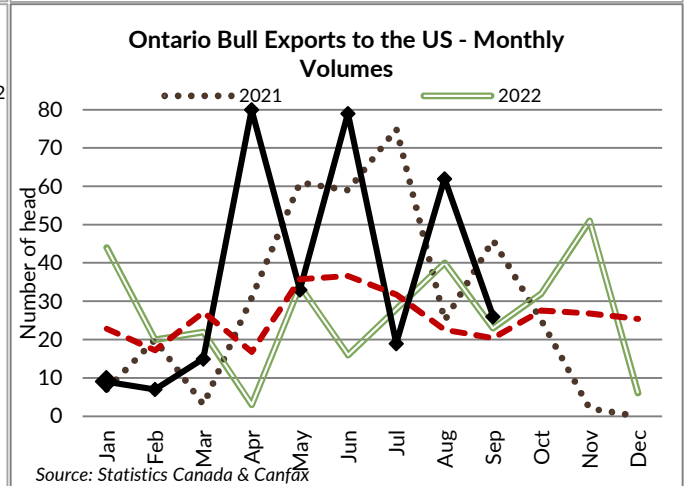
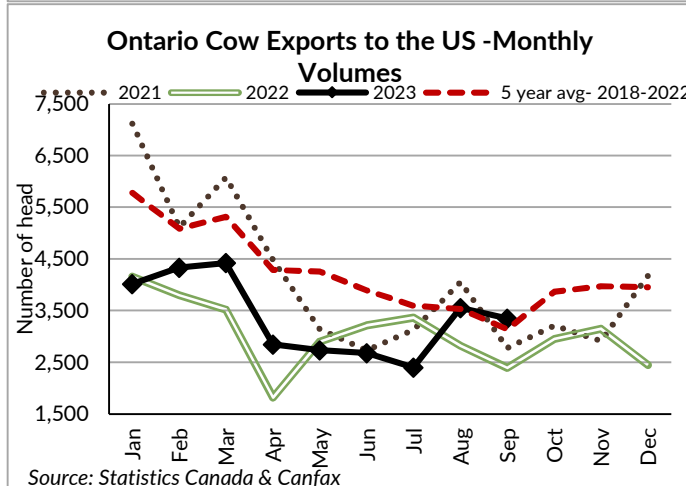
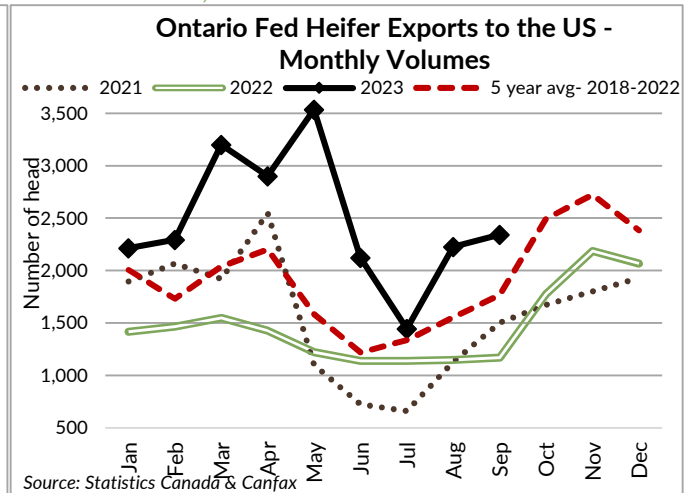
Calves sold actively on a fully steady market.

**WEEKLY LIVE CATTLE EXPORTS-ONTARIO**

	Week ending Oct 21, 2023	Week ending Oct 14, 2023	Year to Date
Total live slaughter cattle exported through Ontario ports to the U.S.	2,921	2,577	104,568
Steers & Heifers & Cows	2,844	2,508	100,491
Bulls	77	69	4,077

**MONTHLY LIVE CATTLE EXPORTS TO THE U.S. FROM ONTARIO (Canfax/Stats Canada)**

	Sept 2023	YTD 2023	Jan 1-Sept 2022	% change from 2022
Steers	3,529	23,508	2,703	+770%
Heifers	2,342	22,286	11,687	+91%
Cows	3,350	30,335	27,999	+8%
Bulls	26	330	230	+43%
Feeders	199	709	2,895	-76%
Total	9,446	77,168	45,514	+70%



### CANADIAN- FEDERALLY INSPECTED PROCESSING-Canfax/CBGA

	Week Ending Nov 4, 2023	# of hd change from week ago	YTD	% Change (Week Ago)	% Change (Year Ago)
Grand Total	66,964	+970	2,649,476	+1%	-5%
Western Processing	53,398	+781	2,107,957	+0%	-4%
Eastern Processing	13,566	+189	541,519	+1%	-6%

### ONTARIO- FEDERALLY INSPECTED PROCESSING-Canfax/CBGA

	Week Ending Nov 4, 2023	# of hd change from week ago	YTD	% Change (Week Ago)	% Change (Year Ago)
Grand Total	11,822	+246	471,603	+2.1%	-9%

### AVERAGE CARCASS WEIGHTS – CANADA-Canfax/CBGA

	Steers	Heifers
Nov 4, 2023	963	867
Oct 28, 2023	960	872
Nov 5, 2022	971	864

### AVERAGE CARCASS WEIGHTS – ONTARIO-Canfax/CBGA

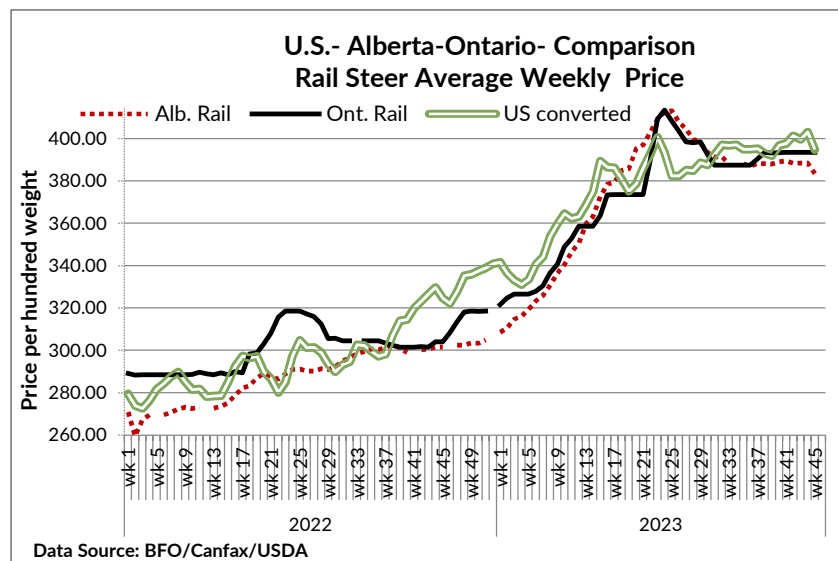
	Steers	Heifers
Nov 4, 2023	967	844
Oct 28, 2023	962	840
Nov 5, 2022	974	856

### USDA ESTIMATED CATTLE PROCESSING VOLUME

	Week Ending November 11, 2023	Previous Week	Year Ago
Grand Total	618,000	632,000	670,000

### QUEBEC ELECTRONIC AUCTION MARKET (F.O.B. THE FEEDLOT)

For the week ending November 9, 2023  
 Price: 385.75  
 Change from Last Week: -1.95



## ALBERTA DIRECT TRADE

Alberta's direct trade: for the week ending November 9, 2023

Steers	Live- FOB	N/T	Rail- FOB	383.50-385.50
Heifers	Live- FOB	N/T	Rail- FOB	384.00-385.50

## U.S. TRADE (U.S. funds)

The U.S. cash cattle trade: for the week ending November 9, 2023

Choice and Select Steers and Heifers:	Live	177.00-183.00
	Rail	280.00-287.00

## U.S. BOXED BEEF CUT-OUT VALUES (U.S. funds)

	Choice 600-900	Select 600-900
Current Five Day Average	300.52	270.46

## BEEF EXPORTS – CANADA (AAFC)

	Change from last year YTD		Change from last year YTD
<i>United States</i>		<i>Mexico</i>	
<i>Jan 1- Aug 31/2023</i>		<i>Jan 1- Aug 31/2023</i>	
Total	+2% or +3,698 tonnes	21,7592 tonnes	+28% or +4,785 tonnes
<i>Japan</i>		<i>South Korea</i>	
<i>Jan 1- Aug 31/2023</i>		<i>Jan 1- Aug 31/2023</i>	
Total	-35% or -16,650 tonnes	9,509 tonnes	-32% or -4,523 tonnes
<i>Viet Nam</i>		<b>Total Beef Exports</b>	
<i>Jan 1- Aug 31/2023</i>		<i>Jan 1- Aug 31/2023</i>	
Total	-15% or -1,457 tonnes	319,219 tonnes	-5% or -16,303 tonnes

## LIVE CATTLE – CANADA (AAFC)

IMPORTS	Import % change from 2022 YTD	EXPORTS	Export % change from 2022 YTD
<i>Jan 1- Aug 31/2023</i>		<i>Jan 1- Oct 21/2023</i>	
Pure bred	7,345 -24%	Slaughter steers & heifers & cows	384,545 -1%
Non-pure bred	183,033 +31%	Feeder cattle & calves	142,137 -18%
		Bulls	31,796 -9%

## BEEF IMPORTS – CANADA (AAFC)

	Jan 1 – Oct 28, 2023	Last Year Same Time	% Change
United States	87,999 tonnes	89,274 tonnes	-1%
Uruguay	14,289 tonnes	8,830 tonnes	+62%
Mexico	7,382 tonnes	8,117 tonnes	-9%
Australia	13,237 tonnes	8,900 tonnes	+49%
Non-CUSMA	39,432 tonnes	28,443 tonnes	+39%
EU-27 (beef/veal total)	9,221 tonnes	13,542 tonnes	-32%
Total	149,541 tonnes	142,458 tonnes	+5%

## BEEF PRODUCTION – CANADA (AAFC)

	Jan 1 – Oct 28, 2023	Last Year Same Time	% Change
Fed	871,177 tonnes	948,965 tonnes	-8%
Non-fed	141,187 tonnes	127,893 tonnes	+10%

## CHICAGO MERCANTILE EXCHANGE

Closing quotes on futures **today** were as follows:

Live Cattle			Feeder Cattle			Corn		
Dec	174.17	-0.17	Nov	229.72	+0.72	Dec	4.640	-4.0
Feb	174.65	+0.17	Jan	226.42	+1.50	Mar	4.790	-3.6
Apr	176.92	-0.02	Mar	228.62	+1.37	May	4.884	-3.0
Jun	172.02	+0.00	Apr	232.32	+1.52	Jul	4.976	-2.6
Aug	172.65	-0.25	May	235.77	+1.42	Sep	5.002	-2.6
Oct	177.40	-0.20	Aug	247.65	+1.55	Dec	5.066	-2.4
Soybeans			Soft Red Winter Wheat			Canadian \$		
Nov	13.334	+5.6	Dec	5.752	-5.4	Spot	72.41	+0.00
Jan	13.474	+4.0	Mar	5.992	-7.0	Dec	72.44	+0.01
Mar	13.606	+3.2	May	6.146	-7.2	Mar	72.56	+0.01
May	13.714	+2.0	Jul	6.286	-7.4	Jun	72.66	+0.01
Jul	13.740	+0.4	Sep	6.426	-7.4	Sep	72.74	+0.02
Aug	13.506	-0.2	Dec	6.586	-7.4	Dec	72.82	+0.04

Beef Farmers of Ontario | Phone: 519.824.0334 | Fax: 519.824.9101 | Email: [markets@ontariobeef.com](mailto:markets@ontariobeef.com)

### ONTARIO STOCKER & FEEDER SPECIAL FALL SALES

Nov 11	1:00 pm	Maple Hill Auctions Ltd	Bred Heifer Sale
Nov 15	10:00 am	Kawartha Lakes Community Sale Barn	Peterborough/Victoria Counties Calf & Yearling Sale
Nov 17	9:00 am	Keady Livestock Market	Special Local Calf Sale
Nov 17	10:00 am	Brussels Livestock	Angus Influence Sale (in regular sale)
Nov 18	11:00 am	Denfield Livestock Exchange	Final Vaccinated Calf & Yearling Sale
Nov 18	1:00 pm	Maple Hill Auctions Ltd	Ontario Shorthorn Sale
Nov 21	11:00 pm	Ontario Stockyards Inc	Special All Vaccinated Calf Sale
Nov 22	7:00 pm	Kawartha Lakes Community Sales Barn	Bred Cow Sale
Nov 24	11:00 am	Community Livestock Exchange	Quinte Cattlemen's All Vaccinated Sale
Nov 24	5:00 pm	Keady Livestock Market	Special Bred Cow & Heifer Sale
Nov 29	12:00 pm	Aylmer Stockyards Inc	Special Stocker Sale
Nov 29	1:00 pm	Vankleek Hill Livestock Exchange	Special Stocker Sale

### Comments for the week ending November 9, 2023.

Receipts of fed steers and heifers showing up to market this week were very light across the board with just 335 head sold through auction markets, down 98 head from the previous week and 18 fewer than last year at this time. Fed steers ranged from \$228.87-\$240.10 averaging \$234.36 up \$3.68 cwt from the week before and \$50.01 higher than year ago prices. Fed heifers saw a large trading range with a wider variety of quality with prices from \$207.91-\$237.22 averaging \$225.72 down \$8.06 cwt from the week before but \$46.83 higher than last year at this time. Auction markets reported trade as steady across the board.

The Ontario railgrade market was light with trade reported at steady prices of \$395.00 dressed for steers and \$394.00 for heifers for most of the week. Delivery of the cattle sold was mainly for the week of December 4<sup>th</sup> with some packers picking up cattle for mid to late November. By Thursday a light trade was reported at \$393.00 dressed for steers and \$392.00 for heifers with delivery now for the week of December 11<sup>th</sup>.

Lighter receipts of fed/cull cows met a stronger demand this week with 2,542 head of cows sold through auction markets down 339 from last week but 305 more than last year at this time. Cows sold from \$95.30-\$139.91 averaging \$116.35 up \$12.43 cwt from the previous week's trade and \$31.12 above year ago prices. Auction markets reported trade as active with prices reported as higher, up \$4.00-\$5.00 cwt. By mid week trade was active on good demand with prices ranging from steady with quality considered too sharply higher and ended this reporting period at strong to stronger prices on good demand. This week there was a larger volume of beef cows sold at 682 head, up 248 from the previous week averaging \$125.11 cwt up \$12.66 from the previous week's weighted average beef cow price. Lighter volumes of 1,860 dairy cows sold this week down 587 head from the previous week averaging \$110.39 up \$9.29 cwt from last week's average dairy cow price.

Larger receipts of 8,416 stocker and feeder cattle were sold through auction markets this week up 770 head from the week before and 1,494 more than the same time last year. Auction markets reported good quality calves as steady to fully steady, with second cut and non-vaccinated calves selling easier. By week's end light weight heifer calves sold at a premium. Yearlings started out the week as strong with prices up \$5.00-\$10.00 cwt but by mid-week trade was reported as barely steady. Yearlings ended the week selling at slightly higher prices. Actual average prices this week saw steers 400-500 lbs up \$13.98 cwt from the previous week's trade, 500-600 lbs up \$7.76, 600-700 lbs up \$8.68, 700-800 lbs down \$8.29, 800-900 lbs up \$19.19, 900-1000 lbs up \$5.10 while steers 1000 lbs and over averaged \$9.01 lower than last week's weighted average prices. Heifers 300-400 lbs were down \$19.11 from last week on average, 400-500 lbs up \$18.73, 500-600 lbs down \$2.13, 600-700 lbs up \$3.60, 700-800 lbs up \$24.76, 800-900 lbs up \$8.38 with heifers 900 lbs and over averaging \$3.32 cwt higher than last week's weighted average prices.

The Quebec electronic market this week was reported at \$385.75 cwt dressed on a picked-up basis, down \$1.95 cwt from the previous week's trade.

Alberta direct trade saw a couple of deals on Wednesday at \$387.00 delivered on a dressed basis, down \$3.00 cwt from last week's limited trade, but volumes were light. Thursday, business was reported as light with Canfax noting sales as \$2.00-\$5.00 cwt easier than last week at \$385.00-\$387.00 delivered on a dressed basis. Canfax reports: "Cattle that traded this week were being scheduled for December delivery. Competition on the cash market was limited, in some instances packers were not even bidding some producers. With live cattle futures contracts dropping almost \$10/cwt over the past week and Alberta fed cash prices only off a couple dollars. Some producers did take advantage of stronger basis levels and marketed cattle. In general sale volumes are still very light this week."

The U.S. cash cattle trade the week ending November 3rd was light with most business delayed until Friday afternoon, with some cattle being carried over to this week in the south. Business in the south was very light with sales from \$181.00-\$185.00 live, majority at \$185.00 which is steady to \$2.00 stronger than the previous week's southern trade. In the north sales ranged from \$184.00-\$185.00 live, steady to slightly lower while dressed deals were reported from \$287.00-\$294.00, mainly \$292.00 cwt up around \$2.00. Overall average prices for the week, reported by the USDA Mandatory Price Report, saw live steers average \$184.89 up \$0.87 cwt while heifers averaged \$184.90 up \$0.68. On the rail steers averaged \$291.92 dressed up \$1.86 cwt while heifers averaged \$291.93 up \$1.94.

This week the U.S. cattle trade was extremely quiet on Monday with no trade reported. Tuesday, a couple of lots sold in Nebraska at \$290.00 dressed, down \$2.00 from last week but not enough sold to establish a market. Wednesday saw a couple more deals in Iowa at \$287.00 down around \$5.00 cwt and \$181.00-\$182.00 live, down \$3.00-\$4.00, but again not enough sold to establish a market. Thursday saw light to moderate trade develop at lower prices as the futures continued to slide. In the south trade ranged from \$177.00-\$181.00 live, mainly \$180.00-\$181.00 cwt down \$4.00-\$5.00 from last week's southern trade. In the north trade ranged from \$280.00-\$287.00 dressed, mainly \$287.00 cwt down \$5.00 cwt with some live trade from \$180.00-\$181.00 down \$4.00-\$5.00 from last week's northern deals. Thursday the December live cattle contract closed lower by \$9.75 cwt from the previous Friday's closing with February 2024 down \$7.75 from last Friday's close. The feeder cattle contract for November closed \$7.90 cwt below last Friday's closing with the first quarter of 2024 losing \$10.78-\$11.32 from last Friday until this Thursday's close. The free fall of the cattle futures has been attributed to larger numbers on feed in September and analysts predicting larger on feed numbers and placements for October. This is a result of lower marketing volumes over the summer and early fall along with increased feeder cattle imports and more dairy/beef cross breeds being put on feed in the U.S. With that said, current volumes of ready cattle remain tight but looking forward the numbers will not be as originally expected. Today a couple of bids have surfaced in Nebraska at \$180.00 live and \$287.00 dressed which is steady to the bulk of this week's trade but no sales have been reported. It appears that this week's trade is concluded. Asking prices on the few remaining cattle are sitting at \$182.00 live in the south and \$289.00 dressed in the north.