



WEEKLY MARKET INFORMATION REPORT – FOR THE WEEK ENDING THURSDAY DECEMBER 7, 2023

The following information is collected from various sources and disseminated by Beef Farmers of Ontario.

ONTARIO DIRECT TO PACKER RAILGRADE CATTLE TRADE

Prices are on a carcass weight basis before grade and weight discounts:

| | |
|------------------------|----------------------|
| A Grade Steers | 385.00-388.00 |
| A Grade Heifers | 384.00-387.00 |

ONTARIO LIVE CATTLE TRADE

Ontario auction sales this week saw weighted average price ranges for:

| FED CATTLE | Volume | Price Range | Average | Top | Last Week Avg |
|--|---------------|--------------------|----------------|------------|----------------------|
| Large Frame Steers +1250 | 65 | 218.88-233.47 | 227.31 | 242.00 | 219.42 |
| Medium Frame Steers +1250 | 81 | 203.95-229.72 | 218.01 | 239.00 | 214.97 |
| Large & Medium Frame Steers +1250 | 146 | 206.61-232.20 | 222.75 | 242.00 | 219.02 |
| Large Frame Heifers +1000 | 68 | 193.85-233.40 | 222.17 | 243.50 | 226.26 |
| Medium Frame Heifers +1000 | 126 | 202.55-228.97 | 216.38 | 248.50 | 223.40 |
| Large & Medium Frame Heifers +1000 | 194 | 197.09-230.76 | 220.48 | 248.50 | 224.33 |
| Fed steers, Dairy & Dairy Cross +1250 | 47 | 175.71-196.16 | 187.20 | 229.00 | 202.33 |
| Fed heifers, Dairy & Dairy Cross +1000 | 167 | 151.53-197.16 | 175.79 | 220.00 | 165.45 |
| Cows - All Weights | 2,983 | 92.17-134.14 | 111.04 | 204.00 | 116.95 |
| Bulls - All Weights | 117 | 130.43-167.92 | 149.33 | 205.00 | 149.10 |

STOCKERS - Large and Medium Frame

| STEERS | Volume | Price Range | Average | Top | Last Week Avg |
|---------------|---------------|--------------------|----------------|------------|----------------------|
| 1000+ | 532 | 280.75-309.93 | 296.70 | 327.00 | 301.21 |
| 900-999 | 322 | 289.77-319.92 | 306.15 | 338.25 | 308.86 |
| 800-899 | 212 | 251.55-334.07 | 311.09 | 350.00 | 284.28 |
| 700-799 | 323 | 257.59-352.43 | 317.53 | 382.50 | 303.65 |
| 600-699 | 514 | 265.27-371.48 | 326.32 | 431.00 | 331.29 |
| 500-599 | 584 | 293.48-400.87 | 353.97 | 450.00 | 341.22 |
| 400-499 | 278 | 260.92-382.13 | 339.63 | 419.00 | 339.95 |
| -399 | 110 | 280.40-401.63 | 353.67 | 720.00 | 296.06 |

STOCKERS - Large and Medium Frame

| HEIFERS | Volume | Price Range | Average | Top | Last Week Avg |
|----------------|---------------|--------------------|----------------|------------|----------------------|
| +900 | 378 | 223.45-271.28 | 243.92 | 297.00 | 216.38 |
| 800-899 | 284 | 207.70-268.58 | 246.73 | 288.00 | 244.51 |
| 700-799 | 313 | 216.52-272.13 | 252.43 | 291.99 | 240.40 |
| 600-699 | 380 | 226.13-310.41 | 270.08 | 339.00 | 252.31 |
| 500-599 | 468 | 242.78-324.15 | 292.18 | 365.00 | 278.03 |
| 400-499 | 317 | 226.86-333.89 | 291.92 | 375.00 | 271.36 |
| 300-399 | 73 | 227.25-296.03 | 277.79 | 352.50 | 259.00 |
| -299 | 6 | 166.92-256.42 | 222.42 | 330.00 | 262.30 |

At Kawartha Lakes Community Sale Barn: **December 2, 2023-202 cows, 13 bulls, 29 veal, 10 fed cattle, 42 stockers**

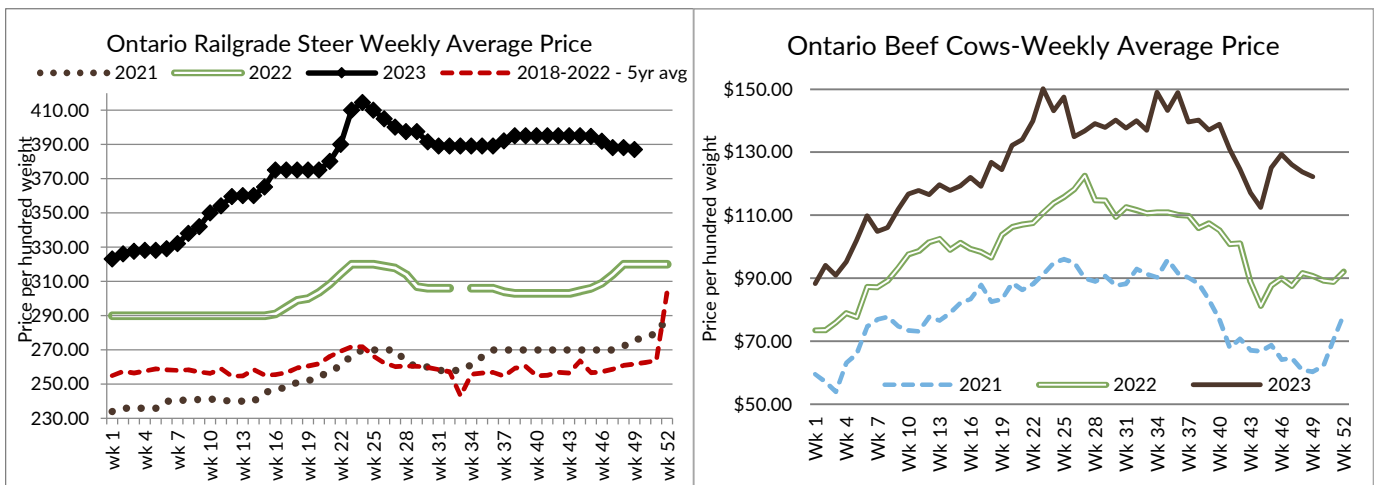
| | Price Range | Avg. | Top |
|----------------------------------|---------------|--------|--------|
| Cows | 101.00-151.00 | 119.45 | 172.50 |
| Bulls 1600 lbs & over | 119.00-190.00 | 147.25 | 190.00 |
| Veal Calves 125 lbs - | 130.00-575.00 | 314.00 | 575.00 |

At Denfield Livestock Exchange Inc.: **December 5, 2023: 168 Fed Cattle, 171 Cows, 8 Bulls, 13 Veal, 10 stockers**

| | Price Range | Average | Top |
|---|---------------|---------|--------|
| Large & Medium Frame Fed Steers +1250 lbs | 215.00-237.25 | 229.12 | 242.00 |
| Large & Medium Frame Fed Heifers +1000 lbs | 228.50-239.50 | 234.42 | 248.50 |
| Cows | 90.00-125.50 | 107.53 | 185.00 |
| Veal +600 lbs | 217.50-236.00 | 227.27 | 236.00 |

At Aylmer Stockyards Inc.: **December 6, 2023 - 18 Veal, 307 Cows, 60 Fed cattle, 6 Bulls, 48 Stockers**

| | Price Range | Average | Top |
|---|---------------|---------|--------|
| Fed Heifers, dairy & dairy cross 1000+ lbs | 146.99-200.00 | 185.09 | 200.00 |
| Cows | 80.00-155.00 | 111.40 | 181.00 |
| Veal calves 600 lbs + | 162.00-249.50 | 205.20 | 249.50 |



ONTARIO STOCKER & FEEDER TRADE

Stocker sale at Brussels Livestock: **December 1, 2023-1,418 Stockers**

| Steers | Price Range | Average | Top | Heifers | Price Range | Average | Top |
|----------------|---------------|---------|--------|----------------|---------------|---------|--------|
| 1000+ | 287.00-327.00 | 312.21 | 327.00 | 900+ | 231.00-280.50 | 249.96 | 297.00 |
| 900-999 | 313.00-334.00 | 334.25 | 338.25 | 800-899 | 171.00-278.00 | 243.88 | 288.00 |
| 800-899 | 260.00-349.00 | 327.13 | 349.00 | 700-799 | 228.00-279.00 | 261.24 | 281.00 |
| 700-799 | 298.00-354.00 | 327.35 | 354.00 | 600-699 | 241.00-335.00 | 291.84 | 335.00 |
| 600-699 | 322.50-400.00 | 357.94 | 431.00 | 500-599 | 260.00-337.00 | 303.73 | 327.00 |
| 500-599 | 308.00-440.00 | 372.41 | 440.00 | 400-499 | 165.00-310.00 | 252.15 | 369.00 |
| 400-499 | 255.00-365.00 | 308.97 | 400.00 | 300-399 | 280.00-352.00 | 318.00 | 352.00 |
| 399- | 320.00-385.00 | 349.22 | 385.00 | 299- | 151.00-330.00 | 262.00 | 330.00 |

Stocker sale at Keady Livestock Market: **December 5, 2023- 569 Stockers**

| Steers | Price Range | Average | Top | Heifers | Price Range | Average | Top |
|----------------|---------------|---------|--------|----------------|---------------|---------|--------|
| 900-999 | 300.00-328.00 | 311.41 | 328.00 | 900+ | 185.00-247.50 | 214.82 | 247.50 |
| 800-899 | 220.00-270.00 | 252.00 | 270.00 | 800-899 | 278.00-282.50 | 279.76 | 282.50 |
| 700-799 | 275.00-382.50 | 341.55 | 382.50 | 700-799 | 220.00-260.00 | 246.11 | 265.00 |
| 600-699 | 235.00-342.50 | 299.08 | 375.00 | 600-699 | 210.00-300.00 | 267.11 | 320.00 |
| 500-599 | 340.00-365.00 | 352.75 | 405.00 | 500-599 | 260.00-315.00 | 291.72 | 335.00 |
| 400-499 | 255.00-385.00 | 326.07 | 385.00 | 400-499 | 295.00-345.00 | 316.43 | 345.00 |
| 399- | 410.00-425.00 | 423.13 | 425.00 | | | | |

Stocker sale at Community Livestock Exchange: **December 5, 2023: 107 Stockers**

| Steers | Price Range | Average | Top | Heifers | Price Range | Average | Top |
|---------|---------------|---------|--------|---------|---------------|---------|--------|
| 600-699 | 204.99-335.00 | 277.19 | 335.00 | 500-599 | 142.50-272.50 | 239.90 | 272.50 |
| 500-599 | 169.99-392.49 | 298.70 | 392.49 | 400-499 | 225.00-302.49 | 272.90 | 302.49 |
| 400-499 | 180.00-375.00 | 291.50 | 375.00 | | | | |

Stocker sale at Renfrew Pontiac Livestock: **December 5, 2023: 493 Stockers**

| Steers | Price Range | Average | Top | Heifers | Price Range | Average | Top |
|---------|---------------|---------|--------|---------|---------------|---------|--------|
| 1000+ | 169.99-310.00 | 266.00 | 310.00 | 900+ | 155.00-256.99 | 216.69 | 256.99 |
| 900-999 | 279.99-324.00 | 308.49 | 324.00 | 800-899 | 204.99-279.00 | 254.80 | 279.00 |
| 800-899 | 202.49-322.50 | 297.19 | 322.50 | 700-799 | 194.99-291.99 | 260.09 | 291.99 |
| 700-799 | 220.00-352.99 | 323.89 | 352.99 | 600-699 | 175.00-312.99 | 249.69 | 312.99 |
| 600-699 | 200.00-368.99 | 332.20 | 368.99 | 500-599 | 214.99-325.00 | 291.10 | 325.00 |
| 500-599 | 214.99-450.00 | 362.19 | 450.00 | 400-499 | 169.99-324.00 | 257.60 | 324.00 |
| 400-499 | 229.99-407.39 | 350.19 | 407.39 | 300-399 | 204.99-307.50 | 258.10 | 307.50 |
| 399- | 239.99-335.00 | 276.10 | 375.00 | | | | |

Stocker sale at Ontario Livestock Exchange: **December 6, 2023 - 423 Stockers**

| Steers | Price Range | Average | Top | Heifers | Price Range | Average | Top |
|---------|---------------|---------|--------|---------|---------------|---------|--------|
| 1000+ | 294.00-316.00 | 302.66 | 316.00 | 900+ | 253.00-281.00 | 266.87 | 281.00 |
| 900-999 | 305.00-329.00 | 316.93 | 329.00 | 800-899 | 267.50-288.00 | 282.88 | 288.00 |
| 800-899 | 290.00-327.50 | 322.81 | 327.50 | | | | |

Stocker sale at Ontario Livestock Exchange: **December 7, 2023: 369 Stockers**

| Steers | Price Range | Average | Top | Heifers | Price Range | Average | Top |
|---------|---------------|---------|--------|---------|---------------|---------|--------|
| 1000+ | 210.00-275.00 | 249.33 | 275.00 | 900+ | 185.00-260.00 | 227.92 | 260.00 |
| 900-999 | 245.00-260.00 | 250.28 | 315.00 | 800-899 | 180.00-222.50 | 198.82 | 265.00 |
| 800-899 | 260.00-292.50 | 275.19 | 292.50 | 700-799 | 205.00-260.00 | 235.44 | 280.00 |
| 700-799 | 217.50-325.00 | 276.95 | 325.00 | 600-699 | 215.00-295.00 | 257.83 | 295.00 |
| 600-699 | 217.50-330.00 | 265.42 | 340.00 | 500-599 | 215.00-310.00 | 251.82 | 365.00 |
| 500-599 | 225.00-360.00 | 295.16 | 380.00 | 400-499 | 175.00-270.00 | 225.42 | 305.00 |
| 400-499 | 185.00-320.00 | 257.95 | 400.00 | 300-399 | 215.00-240.00 | 233.33 | 260.00 |
| 399- | 216.00-285.00 | 260.14 | 285.00 | | | | |

Stocker sale at Ontario Stockyards Inc: **December 7, 2023: 818 Stockers**

| Steers | Price Range | Average | Top | Heifers | Price Range | Average | Top |
|---------|---------------|---------|--------|---------|---------------|---------|--------|
| 1000+ | 219.00-247.00 | 232.59 | 247.00 | 900+ | 210.00-262.00 | 222.15 | 266.00 |
| 900-999 | 210.00-314.00 | 275.31 | 314.00 | 800-899 | 220.00-252.50 | 235.67 | 267.00 |
| 800-899 | 281.00-350.00 | 317.80 | 350.00 | 700-799 | 232.00-273.00 | 257.13 | 273.00 |
| 700-799 | 256.00-356.00 | 309.52 | 356.00 | 600-699 | 240.00-305.00 | 272.99 | 305.00 |
| 600-699 | 280.00-380.00 | 331.81 | 380.00 | 500-599 | 259.00-349.00 | 307.45 | 356.00 |
| 500-599 | 325.00-408.00 | 369.95 | 408.00 | 400-499 | 225.00-325.00 | 279.74 | 340.00 |
| 400-499 | 297.50-397.00 | 372.01 | 397.00 | 300-399 | 269.00-277.00 | 271.33 | 277.00 |
| 399- | 230.00-405.00 | 330.00 | 405.00 | | | | |

ONTARIO STOCKER & FEEDER TRADE SPECIAL FALL SALE

Stocker sale at Kawartha Lakes Community Sales Barn: **December 6, 2023 - 653 Stockers**

| Steers | Price Range | Average | Top | Heifers | Price Range | Average | Top |
|---------|---------------|---------|--------|---------|---------------|---------|--------|
| 800-899 | 153.00-308.50 | 269.20 | 308.50 | 800-899 | 194.50-263.00 | 240.11 | 263.00 |
| 700-799 | 231.00-370.00 | 333.53 | 370.00 | 700-799 | 220.00-274.00 | 259.81 | 274.00 |
| 600-699 | 250.00-392.00 | 340.73 | 392.00 | 600-699 | 250.00-339.00 | 282.47 | 339.00 |
| 500-599 | 315.00-391.00 | 363.93 | 396.00 | 500-599 | 270.00-349.00 | 318.12 | 356.00 |
| 400-499 | 300.00-419.00 | 393.38 | 419.00 | 400-499 | 257.50-375.00 | 339.88 | 375.00 |
| 300-399 | 285.00-415.00 | 402.96 | 415.00 | 300-399 | 125.00-352.50 | 320.47 | 352.50 |

A good offering of vaccinated calves sold actively at stronger prices.

ONTARIO BRED COW SALES

Keady Livestock Market, **December 1, 2023 - 286 Bred cows & heifers**

Exotic and Exotic X

British and British X

Top quality bred cows

\$2700-\$3600

N/T

Top quality bred heifers

\$3000-\$5150

\$3200-\$4300

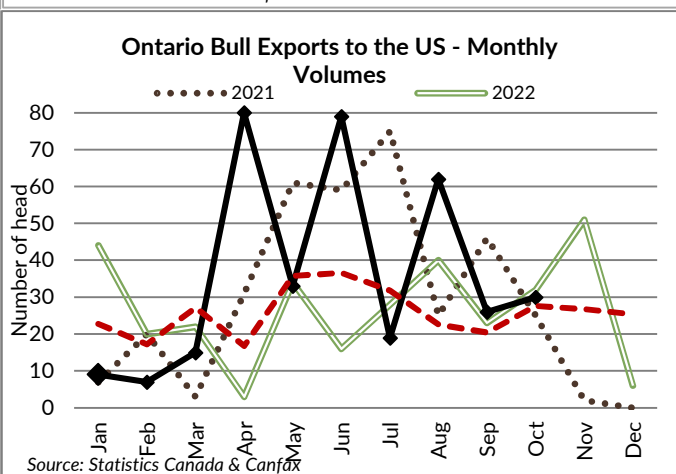
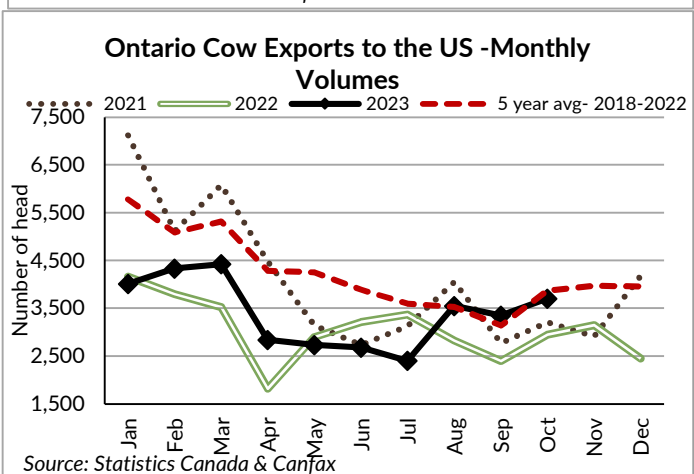
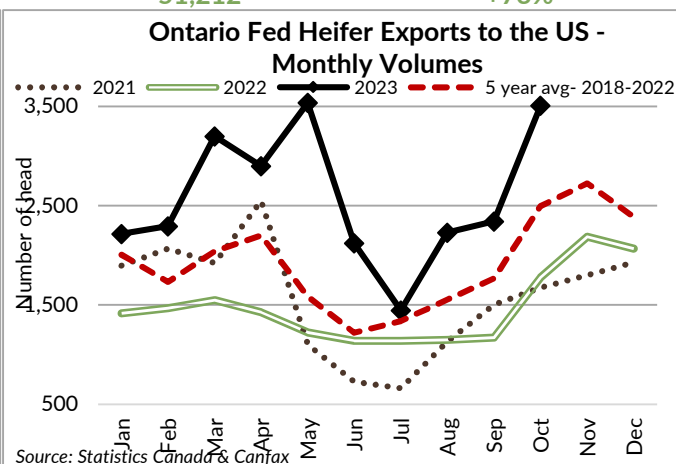
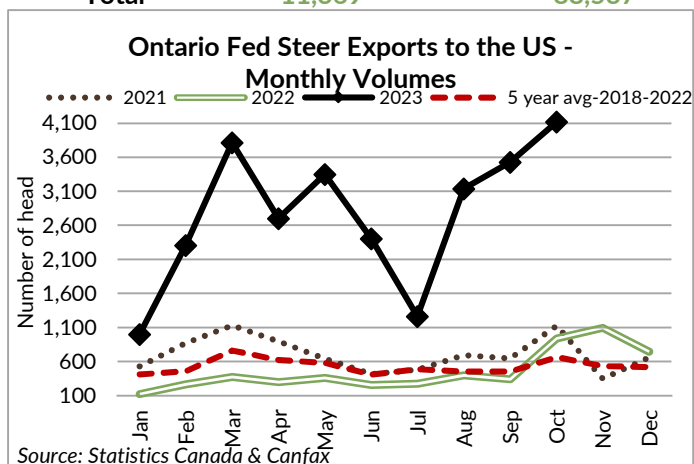
Good quality bred cows & heifers sold steady with strong interest from 49 buyers!! (prices are per head)

WEEKLY LIVE CATTLE EXPORTS-ONTARIO

| | Week ending Nov 18, 2023 | Week ending Nov 11, 2023 | Year to Date |
|--|--------------------------|--------------------------|--------------|
| Total live slaughter cattle exported through Ontario ports to the U.S. | 3,745 | 3,915 | 120,095 |
| Steers & Heifers & Cows | 3,564 | 3,743 | 115,411 |
| Bulls | 181 | 172 | 4,684 |

MONTHLY LIVE CATTLE EXPORTS TO THE U.S. FROM ONTARIO (Canfax/Stats Canada)

| | Oct 2023 | YTD 2023 | Jan 1-Oct 2022 | % change from 2022 |
|--------------|---------------|---------------|----------------|--------------------|
| Steers | 4,118 | 27,626 | 3,642 | +659% |
| Heifers | 3,509 | 25,795 | 13,464 | +92% |
| Cows | 3,706 | 34,041 | 30,949 | +10% |
| Bulls | 30 | 360 | 262 | +37% |
| Feeders | 6 | 715 | 2,895 | -75% |
| Total | 11,369 | 88,537 | 51,212 | +73% |



CANADIAN- FEDERALLY INSPECTED PROCESSING-Canfax/CBGA

| | Week Ending Dec 2, 2023 | # of hd change from week ago | YTD | % Change (Week Ago) | % Change (Year Ago) |
|--------------------|-------------------------|------------------------------|-----------|---------------------|---------------------|
| Grand Total | 66,981 | -436 | 2,913,435 | -1% | -4% |
| Western Processing | 53,896 | -85 | 2,318,543 | -0% | -4% |
| Eastern Processing | 13,085 | -351 | 594,892 | -3% | -6% |

ONTARIO- FEDERALLY INSPECTED PROCESSING-Canfax/CBGA

| | Week Ending Dec 2, 2023 | # of hd change from week ago | YTD | % Change (Week Ago) | % Change (Year Ago) |
|--------------------|----------------------------|---------------------------------|----------------|------------------------|------------------------|
| Grand Total | 11,350 | -313 | 518,013 | -2.7% | -8.8% |

AVERAGE CARCASS WEIGHTS – CANADA-Canfax/CBGA

| | Steers | Heifers |
|--------------|--------|---------|
| Dec 2, 2023 | 972 | 869 |
| Nov 25, 2023 | 956 | 874 |
| Dec 3, 2022 | 962 | 840 |

AVERAGE CARCASS WEIGHTS – ONTARIO-Canfax/CBGA

| | Steers | Heifers |
|--------------|--------|---------|
| Dec 2, 2023 | 962 | 850 |
| Nov 25, 2023 | 966 | 832 |
| Dec 3, 2022 | 976 | 848 |

USDA ESTIMATED CATTLE PROCESSING VOLUME

| | Week Ending December 9, 2023 | Previous Week | Year Ago |
|--------------------|---------------------------------|----------------|----------------|
| Grand Total | 635,000 | 635,000 | 648,000 |

QUEBEC ELECTRONIC AUCTION MARKET (F.O.B. THE FEEDLOT)

| | Price | Change from Last Week |
|--------------------------------------|---------------|-----------------------|
| For the week ending December 7, 2023 | 378.00 | -1.88 |

ALBERTA DIRECT TRADE

Alberta's direct trade: for the week ending December 7, 2023

| | | | | |
|---------|-----------|-----|-----------|-----------------|
| Steers | Live- FOB | N/T | Rail- FOB | 373.50-376.50 |
| Heifers | Live- FOB | N/T | Rail- FOB | Not enough sold |

U.S. TRADE (U.S. funds)

The U.S. cash cattle trade: for the week ending December 7, 2023

| | | |
|---------------------------------------|------|---------------|
| Choice and Select Steers and Heifers: | Live | 166.00-172.00 |
| | Rail | 266.00-272.00 |

U.S. BOXED BEEF CUT-OUT VALUES (U.S. funds)

| | Choice 600-900 | Select 600-900 |
|--------------------------|-------------------|-------------------|
| Current Five Day Average | 293.32 | 261.24 |

BEEF EXPORTS – CANADA (AAFC)

| | | | |
|-------------------------------------|-------------------------------|---|------------------------------|
| | Change from last year YTD | Mexico | Change from last year YTD |
| United States Jan 1- Sep 30/2023 | | Jan 1- Sep 30/2023 | |
| Total | +2% or +4,344 tonnes | 24,124 tonnes | +24% or +4,637 tonnes |
| Japan Jan 1- Sep 30/2023 | | South Korea Jan 1- Sep 30/2023 | |
| Total | -35% or -18,595 tonnes | 10,429 tonnes | -29% or -4,276 tonnes |
| Viet Nam Jan 1- Sep 30/2023 | | Total Beef Exports Jan 1- Sep 30/2023 | |
| Total | -22% or -2,689 tonnes | 361,873 tonnes | -5% or -18,671 tonnes |

LIVE CATTLE - CANADA (AAFC)

| IMPORTS | Import % change from 2022 YTD | EXPORTS | Export % change from 2022 YTD |
|--------------------|----------------------------------|------------------------|-------------------------------------|
| Jan 1- Sep 30/2023 | | Jan 1- Nov 18/2023 | |
| Pure bred | 7,732 -25% | 422,268 | 437,496 +1% |
| Non-pure bred | 214,490 +20% | Feeder cattle & calves | 160,077 -13% |
| | | Bulls | 34,631 -9% |

BEEF IMPORTS - CANADA (AAFC)

| | Jan 1 - Nov 25 2023 | Last Year Same Time | % Change |
|-------------------------|---------------------|---------------------|----------|
| United States | 94,718 tonnes | 98,042 tonnes | -3% |
| Uruguay | 16,246 tonnes | 9,520 tonnes | +71% |
| Mexico | 7,672 tonnes | 8,858 tonnes | -13% |
| Australia | 10,253 tonnes | 6,012 tonnes | +71% |
| Non-CUSMA | 44,737 tonnes | 31,370 tonnes | +43% |
| EU-27 (beef/veal total) | 10,590 tonnes | 14,845 tonnes | -29% |
| Total | 163,706 tonnes | 156,548 tonnes | +5% |

BEEF PRODUCTION - CANADA (AAFC)

| | Jan 1 - Nov 25, 2023 | Last Year Same Time | % Change |
|---------|----------------------|---------------------|----------|
| Fed | 961,026 tonnes | 1,039,382 tonnes | -8% |
| Non-fed | 157,737 tonnes | 142,566 tonnes | +11% |

CHICAGO MERCANTILE EXCHANGE

Closing quotes on futures **today** were as follows:

| Live Cattle | | | Feeder | | | Corn | | |
|-------------|-----------|-------|-----------------------|-----------|-------|-------------|----------|-------|
| | US \$ cwt | | | US \$ cwt | | | US \$/bu | |
| Dec | 165.45 | +3.10 | Jan | 215.30 | +5.02 | Dec | 4.656 | -2.4 |
| Feb | 165.72 | +3.20 | Mar | 216.07 | +4.90 | Mar | 4.854 | -2.4 |
| Apr | 169.30 | +3.35 | Apr | 219.20 | +4.77 | May | 4.974 | -2.0 |
| Jun | 166.32 | +2.67 | May | 222.67 | +5.07 | Jul | 5.060 | -2.0 |
| Aug | 166.62 | +2.32 | Aug | 235.00 | +4.70 | Sep | 5.074 | -1.0 |
| Oct | 171.12 | +2.07 | Sep | 237.77 | +4.27 | Dec | 5.124 | -0.6 |
| | | | | | | | | |
| Soybeans | | | Soft Red Winter Wheat | | | Canadian \$ | | |
| | US \$/bu | | | US \$/bu | | | US \$/bu | |
| Jan | 13.040 | -7.6 | Dec | 6.150 | -11.0 | Spot | 73.61 | +0.04 |
| Mar | 13.230 | -7.2 | Mar | 6.316 | -10.4 | Dec | 73.62 | +0.04 |
| May | 13.372 | -7.0 | May | 6.404 | -9.0 | Mar | 73.72 | +0.04 |
| Jul | 13.440 | -6.4 | Jul | 6.454 | -7.4 | Jun | 73.83 | +0.05 |
| Aug | 13.232 | -6.0 | Sep | 6.546 | -6.0 | Sep | 73.93 | +0.05 |
| Sep | 12.852 | -5.2 | Dec | 6.666 | -4.6 | Dec | 74.03 | +0.06 |

Beef Farmers of Ontario | Phone: 519.824.0334 | Fax: 519.824.9101 | Email: markets@ontariobeef.com

ONTARIO STOCKER & FEEDER SPECIAL FALL SALES

| | | | |
|--------|----------|------------------------------------|---|
| Dec 14 | 11:00 am | Ontario Stockyards Inc | Special Vaccinated Calf Sale |
| Jan 26 | 11:00 am | Community Livestock Exchange | Quinte Cattlemen's Stocker Sale |
| Jan 31 | 10:00 am | Kawartha Lakes Community Sale Barn | Peterborough/Victoria Counties Stocker Sale |

Comments for the week ending December 7, 2023

Receipts of fed steers and heifers selling through auction markets this week were lighter at 340 head, down 103 from the previous week but 49 more than the same week last year. Fed steers and heifers both saw a wide trading range this week indicating a large variety of quality. Fed steers sold from \$206.61-\$232.20 with a weekly weighted average price of \$222.75 up \$3.73 cwt from last week and \$35.17 higher than year ago prices. Fed heifers sold from \$197.09-\$230.76 averaging \$220.48 down \$3.85 cwt from the previous week but \$41.94 stronger than last year at this time. Fed cattle prices have only declined from November to December three times in the last twenty years. Auction markets reported trade as steady to barely steady and ended the week \$3.00 cwt lower.

The Ontario railgrade market was light with trade the previous Friday steady at \$388.00 dressed for steers and \$387.00 for heifers with delivery scheduled for the week of December 18th. By Monday light trade continued at \$388.00 and \$387.00 for steers and heifers respectively, with delivery reported for the weeks of December 11th to December 25th depending on the purchasing packer. By mid-week trade was down \$3.00 cwt to \$385.00 dressed for steers and \$384.00 cwt for heifers with delivery reported for the week of December 25th. Overall the average price this week is down \$1.00 cwt. U.S. packer interest continued in Ontario this week.

Much larger receipts of fed/cull cows sold through auction markets this week at 2,983 head, up 282 from the week before and 420 more than the same time last year and the largest weekly volume since the week ending January 19, 2023. Cows sold from \$92.17-\$134.14 cwt averaging \$111.04 down \$5.91 from the previous week's trade but \$24.65 stronger than year ago prices. Auction markets reported trade as active at slightly higher prices to start. By Tuesday trade was steady to slightly easier, with one market noting beef cows as higher and dairy cows as lower. By mid-week trade was noted as just steady but ended the week trading at lower prices. 544 head of this week's offering were beef cows up 25 head from the week before, averaging \$122.20 down \$1.55 cwt from the previous week's weighted average beef cow price. Large volumes of 2,439 dairy cows sold this week up 257 head from the week before, averaging \$109.05 cwt down \$6.45 from last week's weighted average dairy cow price.

Slightly lighter receipts of stocker and feeder cattle sold through auction markets this week at 5,094 head, down 178 from the previous week and fully steady to the same time last year. Auction markets reported choice calves as active at higher prices while second cut calves were fully steady to start the week. As the week progressed calves were reported as selling steady with one special sale mid-week noting vaccinated calves as selling stronger. Trade ended the week steady on the steers with heifer calves steady to stronger. Yearling cattle started out steady to \$3.00-\$5.00 cwt higher with auctions reporting steady trade the remainder of the week. Actual average prices for steers from 400-500 lbs were down \$0.32 on average week over week, 500-600 lbs up \$12.75, 600-700 lb steers average \$4.97 lower, 700-800 lbs up \$13.88, 800-900 lbs up \$26.81. 900-1000 lbs down \$2.71 while steers 1000 lbs plus averaged \$4.51 cwt lower than last week on average. Heifers from 300-400 lbs averaged \$18.79 cwt higher than last week's weighted average prices, heifers 400-500 lbs were up \$20.56, 500-600 lbs up \$14.15, 600-700 lbs up \$17.77, 700-800 lbs up \$12.03, 800-900 lbs up \$2.22 and heifers 900 lbs plus averaged \$27.54 cwt stronger than last week on average.

The Quebec electronic market this week sold at \$378.00 cwt dressed on a picked-up basis, down \$1.88 cwt from the previous week's trade.

Alberta direct trade was light this week with Canfax reporting sales from \$376.00-\$378.00 delivered on a dressed basis, down \$2.00-\$5.00 cwt from the week before. Canfax notes: "Live sales were in the mid 220's FOB the feedlot. Cattle that traded were being scheduled anywhere from early January to early February delivery depending on which packer bought the cattle."

The U.S. cash cattle trade the week ending December 1st was light every day of the week with business in the south from \$171.00-\$175.00 live, mainly \$174.00-\$175.00 down \$2.00-\$3.00 cwt from the week before. In the north trade ranged from \$270.00-\$275.00 dressed, mainly \$274.00-\$275.00 cwt down \$4.00 with northern live trade from \$173.00-\$177.00, mainly \$174.00-\$175.00 down \$2.00-\$3.00 cwt. Overall average prices for the week, reported by the USDA Mandatory Price Report saw live steers average \$174.60 down \$2.17 cwt while heifers averaged \$174.50 down \$2.49. On the rail steers averaged \$274.74 down \$3.99 while heifers averaged \$274.85 down \$3.81.

The U.S. cash cattle trade saw light trade from Monday to Wednesday, with sales in the south from \$166.00-\$171.00 live, mainly \$171.00 down \$3.00-\$4.00 cwt. Business in the north ranged from \$266.00-\$272.00 dressed, mainly \$271.00 cwt down \$4.00 cwt with a few live deals at \$171.00 down \$3.00-\$4.00. Thursday saw a few deals in the north at \$270.00 dressed, down \$1.00 from early week trade and \$4.00-\$5.00 below last week. Some clean up trade is still possible with asking prices sitting at \$172.00 live in the south and \$272.00 dressed in the north, however it appears the bulk of trade is completed.