



WEEKLY MARKET INFORMATION REPORT – FOR THE WEEK ENDING THURSDAY DECEMBER 14, 2023

The following information is collected from various sources and disseminated by Beef Farmers of Ontario.

ONTARIO DIRECT TO PACKER RAILGRADE CATTLE TRADE

Prices are on a carcass weight basis before grade and weight discounts:

A Grade Steers **380.00**
A Grade Heifers **379.00**

ONTARIO LIVE CATTLE TRADE

Ontario auction sales this week saw weighted average price ranges for:

FED CATTLE	Volume	Price Range	Average	Top	Last Week Avg
Large Frame Steers +1250	54	182.94-227.02	211.08	247.00	227.31
Medium Frame Steers +1250	68	210.72-226.16	219.10	256.00	218.01
Large & Medium Frame Steers +1250	122	203.60-225.38	217.34	256.00	222.75
Large Frame Heifers +1000	44	192.31-221.09	209.36	250.00	222.17
Medium Frame Heifers +1000	160	216.83-228.73	223.71	264.00	216.38
Large & Medium Frame Heifers +1000	204	211.47-228.36	221.29	264.00	220.48
Fed steers, Dairy & Dairy Cross +1250	89	181.08-196.48	188.45	216.00	187.20
Fed heifers, Dairy & Dairy Cross +1000	125	130.54-185.39	160.67	199.00	175.79
Cows - All Weights	3,197	88.65-128.38	105.44	234.39	111.04
Bulls - All Weights	135	124.58-160.33	255.75	143.31	149.33

STOCKERS - Large and Medium Frame

STEERS	Volume	Price Range	Average	Top	Last Week Avg
1000+	554	277.91-305.15	294.05	319.50	296.70
900-999	446	287.82-320.33	306.25	332.00	306.15
800-899	255	267.10-321.94	301.50	337.00	311.09
700-799	439	268.64-333.34	309.97	352.00	317.53
600-699	656	275.78-364.00	324.74	407.50	326.32
500-599	522	295.13-395.94	346.07	424.00	353.97
400-499	309	290.87-408.81	362.66	481.00	339.63
-399	69	212.90-364.75	297.16	720.00	353.67

STOCKERS - Large and Medium Frame

HEIFERS	Volume	Price Range	Average	Top	Last Week Avg
+900	331	223.30-268.17	249.31	285.00	243.92
800-899	215	222.18-271.49	253.51	291.00	246.73
700-799	175	186.40-264.51	238.12	306.00	252.43
600-699	481	231.63-305.25	273.17	347.00	270.08
500-599	418	243.54-324.79	284.17	360.00	292.18
400-499	338	227.85-320.75	281.60	375.00	291.92
300-399	68	185.55-294.89	249.57	357.50	277.79
-299	17	321.76-350.00	335.88	530.00	222.42

At Kawartha Lakes Community Sale Barn: **December 9, 2023-171 cows, 4 bulls, 30 veal, 10 fed cattle, 40 stockers**

	Price Range	Avg.	Top
Cows	93.00-142.50	106.50	160.00
Veal Calves 600 lbs plus	167.50-227.50	193.03	227.50
Veal Calves 125 lbs -	275.00-600.00	370.43	600.00

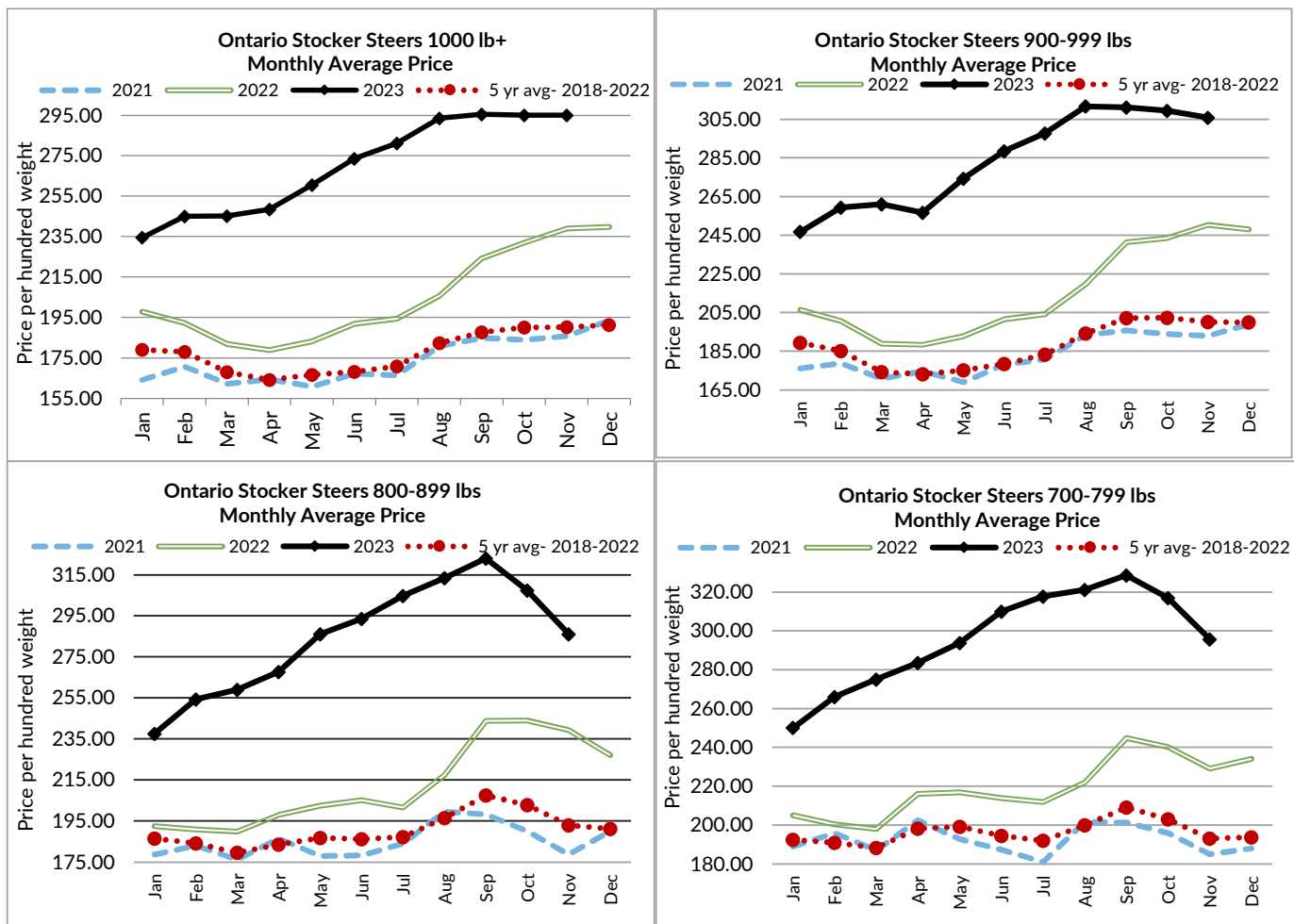
At Denfield Livestock Exchange Inc.: **December 12, 2023: 194 Fed Cattle, 179 Cows, 3 Bulls, 3 Veal, 3 stockers**

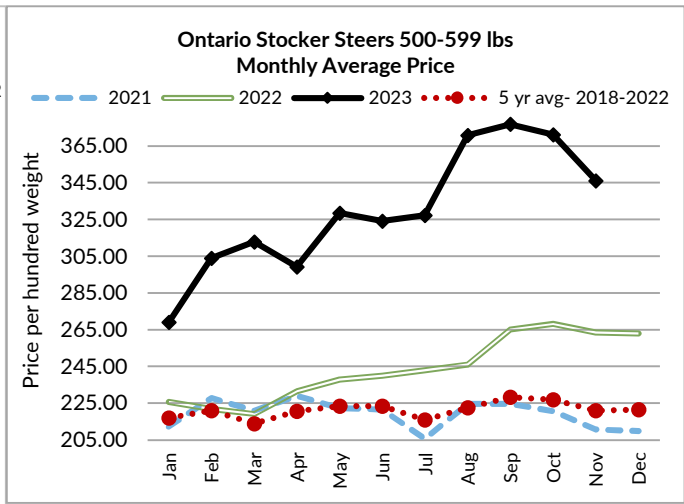
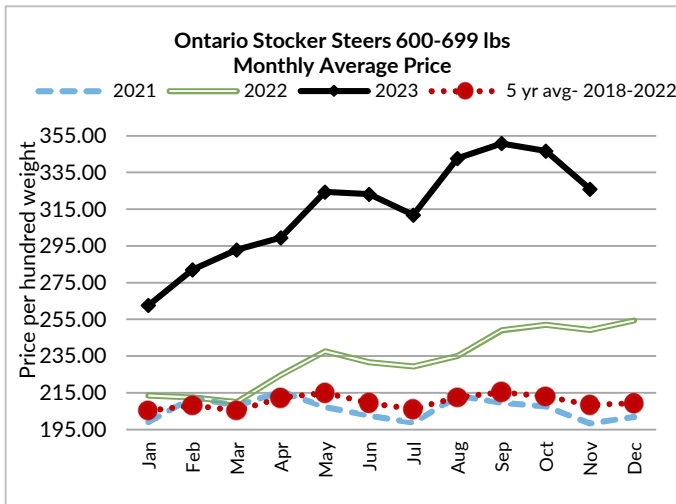
	Price Range	Average	Top
Large & Medium Frame Fed Steers +1250 lbs	220.00-231.00	227.51	256.00
Large & Medium Frame Fed Heifers +1000 lbs	224.00-233.50	229.07	264.00
Cows	89.00-131.00	110.03	200.00
Veal +600 lbs	Not enough sold		

Last regular sale is on Tuesday December 19th. Sales resume starting Tuesday January 9, 2024.

At Aylmer Stockyards Inc.: **December 13, 2023 - 24 Veal, 243 Cows, 45 Fed cattle, 1 Bull, 19 Stockers**

	Price Range	Average	Top
Fed Heifers, dairy & dairy cross 1000+ lbs	101.00-189.99	165.30	189.99
Cows	72.99-142.99	105.89	160.00
Veal calves 600 lbs +	151.00-264.00	226.10	264.00





ONTARIO STOCKER & FEEDER TRADE

Stocker sale at Brussels Livestock: **December 8, 2023-1,133 Stockers**

Steers	Price Range	Average	Top	Heifers	Price Range	Average	Top
1000+	267.00-301.00	286.16	301.00	900+	236.00-280.00	260.56	285.00
900-999	282.00-331.00	310.21	331.00	800-899	247.00-284.50	269.25	291.00
800-899	268.00-335.00	312.10	335.00	700-799	197.50-281.00	257.81	281.00
700-799	298.00-340.00	326.13	340.00	600-699	245.00-307.00	274.52	307.00
600-699	320.00-381.50	354.38	381.50	500-599	245.00-321.00	284.24	339.00
500-599	317.50-391.00	359.39	420.00	400-499	220.00-325.00	271.49	343.00
400-499	345.00-418.00	390.71	427.50	300-399	190.00-352.50	288.54	352.50
399-	240.00-400.00	307.31	430.00				

Stocker sale at Community Livestock Exchange: **December 12, 2023: 171 Stockers**

Steers	Price Range	Average	Top	Heifers	Price Range	Average	Top
700-799	204.99-270.99	247.19	270.99	600-699	155.00-254.99	233.19	254.99
600-699	180.00-356.99	262.09	356.99	500-599	150.00-295.00	227.19	295.00
500-599	180.00-399.00	295.29	399.00	400-499	180.00-289.99	242.49	289.99
400-499	310.00-400.00	371.09	400.00				

This is the last sale of 2023. Regular sales will resume on Tuesday January 2, 2024.

Stocker sale at Keady Livestock Market: **December 12, 2023- 815 Stockers**

Steers	Price Range	Average	Top	Heifers	Price Range	Average	Top
1000+	293.00-310.50	303.14	310.50	900+	225.00-278.00	266.03	278.00
900-999	295.00-317.00	307.90	317.00	800-899	120.00-252.50	206.50	252.50
800-899	270.00-317.50	308.04	317.50	600-699	290.00-347.00	310.61	347.00
700-799	250.00-330.00	303.33	330.00	500-599	292.50-360.00	320.72	360.00
600-699	294.00-396.00	350.30	396.00	400-499	305.00-355.00	337.36	355.00
500-599	353.00-402.50	383.24	402.50	300-399	240.00-265.00	257.86	265.00
400-499	210.00-416.00	372.65	481.00				
399-	270.00-335.00	322.00	335.00				

This is the last regular sale of 2023. The next regular sale is on Tuesday January 16, 2024 at 9:00 am.

Stocker sale at Renfrew Pontiac Livestock: **December 12, 2023: 322 Stockers**

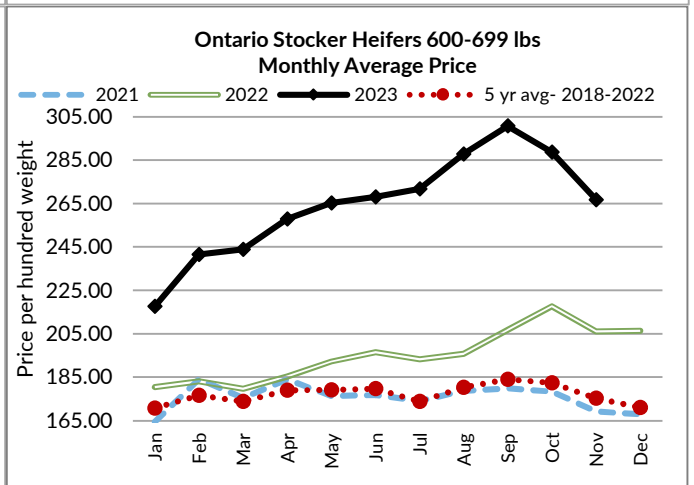
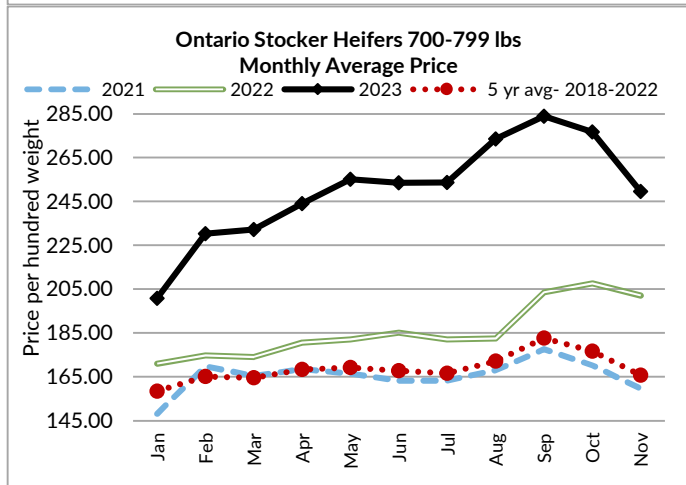
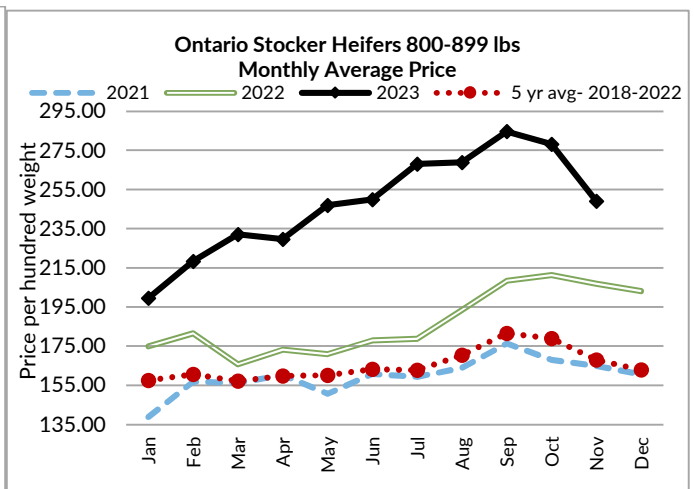
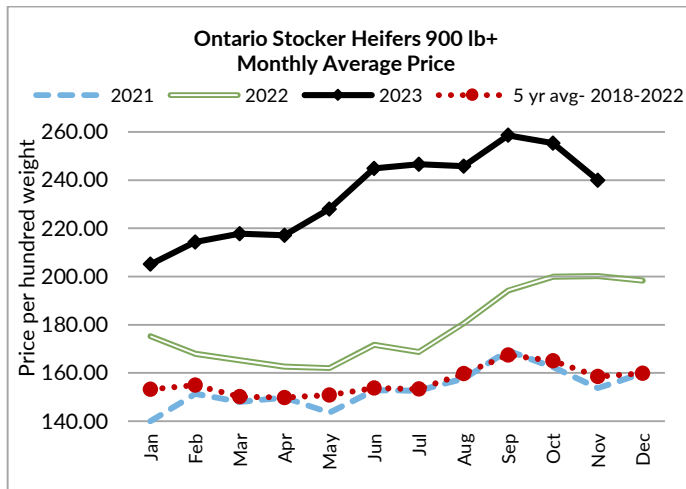
Steers	Price Range	Average	Top	Heifers	Price Range	Average	Top
800-899	182.49-335.00	296.89	335.00	700-799	135.00-239.99	220.29	239.99
700-799	180.00-352.00	297.19	352.00	600-699	175.00-292.49	250.99	292.49
600-699	189.99-357.50	304.59	357.50	500-599	164.99-304.99	249.00	304.99
500-599	250.00-424.00	245.90	424.00	400-499	194.99-350.00	299.50	350.00
400-499	225.00-417.99	325.00	417.99	300-399	150.00-229.99	204.49	229.99
399-	210.00-389.99	301.60	389.99				

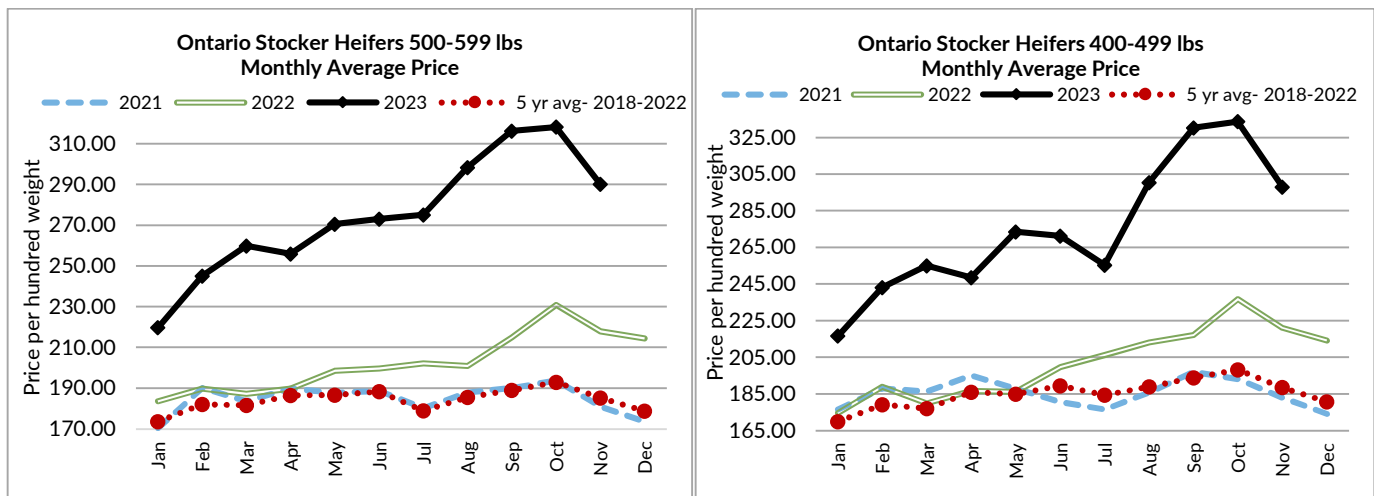
Stocker sale at Ontario Livestock Exchange: **December 14, 2023: 576 Stockers**

Steers	Price Range	Average	Top	Heifers	Price Range	Average	Top
1000+	170.00-255.00	230.71	255.00	900+	205.00-252.00	232.36	252.00
900-999	190.00-265.00	247.00	265.00	800-899	170.00-273.00	228.79	273.00
800-899	205.00-287.50	245.00	307.50	700-799	160.00-247.50	215.78	247.50
700-799	195.00-312.50	267.38	312.50	600-699	220.00-265.00	233.59	275.00
600-699	235.00-357.50	294.80	357.50	500-599	220.00-300.00	247.92	300.00
500-599	220.00-372.50	273.97	385.00	400-499	210.00-280.00	242.35	302.50
400-499	210.00-340.00	270.74	340.00	300-399	180.00-250.00	231.25	250.00
399-	175.00-270.00	240.77	327.00				

Stocker sale at Ontario Stockyards Inc: **December 14, 2023: 1,486 Stockers - Special Vaccinated Calf Sale included**

Steers	Price Range	Average	Top	Heifers	Price Range	Average	Top
1000+	180.00-205.00	193.82	205.00	900+	145.00-225.00	178.27	235.00
900-999	182.50-280.00	225.50	280.00	800-899	178.00-282.50	241.54	282.50
800-899	235.00-328.00	294.37	328.00	700-799	172.50-306.00	266.13	306.00
700-799	295.00-340.50	323.32	349.00	600-699	250.00-326.00	295.95	330.00
600-699	282.50-357.50	323.74	407.50	500-599	265.00-339.00	301.98	339.00
500-599	315.00-404.00	361.51	404.00	400-499	227.50-326.00	290.22	375.00
400-499	310.00-425.00	370.20	440.00	300-399	172.50-337.50	255.59	357.50
399-	250.00-367.50	315.91	381.00				





ONTARIO BRED COW SALES

Keady Livestock Market, December 8, 2023 - 224 Bred cows & heifers, 23 Cow/calf Pairs

Exotic and Exotic X

Top quality bred cows	\$3500-\$4100
Top quality bred heifers	\$3000-\$3800
Top quality cow/calf pairs	\$3100-\$4100

British and British X

Top quality bred cows	\$1800-\$2800
Top quality bred heifers	\$2800-\$3100
Top quality cow/calf pairs	\$2800-\$3400

Good quality bred heifers and cows sold steady with keen buyer interest. (prices are per head & per pair)

WEEKLY LIVE CATTLE EXPORTS-ONTARIO

	Week ending Nov 25, 2023	Week ending Nov 18, 2023	Year to Date
Total live slaughter cattle exported through Ontario ports to the U.S.	3,243	3,745	123,338
Steers & Heifers & Cows	3,100	3,564	118,511
Bulls	143	181	4,827

CANADIAN- FEDERALLY INSPECTED PROCESSING-Canfax/CBGA

	Week Ending Dec 9, 2023	# of hd change from week ago	YTD	% Change (Week Ago)	% Change (Year Ago)
Grand Total	62,298	-4,683	2,975,733	-7%	-5%
Western Processing	49,347	-4,549	2,367,890	-8%	-4%
Eastern Processing	12,951	-134	607,843	-1%	-6%

ONTARIO- FEDERALLY INSPECTED PROCESSING-Canfax/CBGA

	Week Ending Dec 9, 2023	# of hd change from week ago	YTD	% Change (Week Ago)	% Change (Year Ago)
Grand Total	11,057	-293	529,070	-2.6%	-8.8%

AVERAGE CARCASS WEIGHTS – CANADA-Canfax/CBGA

	Steers	Heifers
Dec 9, 2023	974	863
Dec 2, 2023	972	869
Dec 10, 2022	955	831

AVERAGE CARCASS WEIGHTS – ONTARIO-Canfax/CBGA

	Steers	Heifers
Dec 9, 2023	965	849
Dec 2, 2023	962	850
Dec 10, 2022	971	860

USDA ESTIMATED CATTLE PROCESSING VOLUME

	Week Ending	Previous Week	Year Ago
	December 16, 2023		
Grand Total	649,000	635,000	622,000

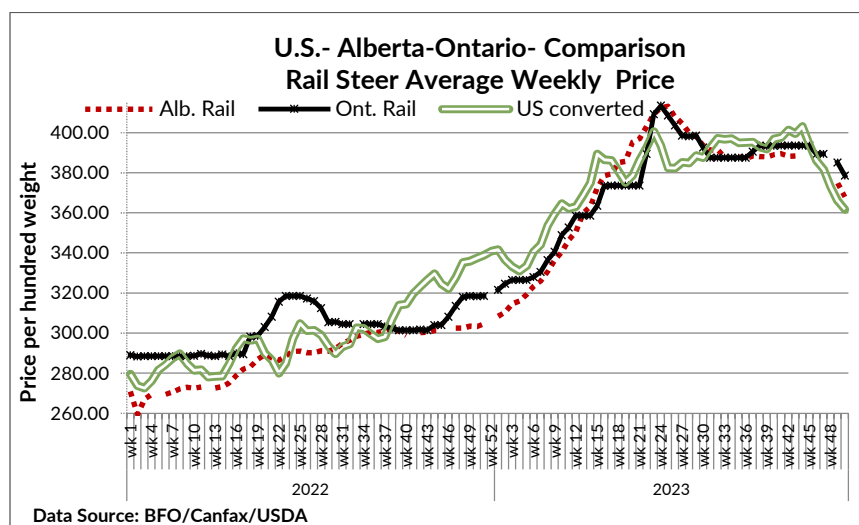
QUEBEC ELECTRONIC AUCTION MARKET (F.O.B. THE FEEDLOT)

	Price	Change from Last Week
For the week ending December 14, 2023	375.00-378.75	-1.12

ALBERTA DIRECT TRADE

Alberta's direct trade: for the week ending December 14, 2023

Steers	Live- FOB	N/T	Rail- FOB	366.50-368.50
Heifers	Live- FOB	N/T	Rail- FOB	N/T



U.S. TRADE (U.S. funds)

The U.S. cash cattle trade: for the week ending December 14, 2023

Choice and Select Steers and Heifers:	Live	165.00-170.00
	Rail	264.00-270.00

U.S. BOXED BEEF CUT-OUT VALUES (U.S. funds)

	Choice 600-900	Select 600-900
Current Five Day Average	291.04	258.71

BEEF EXPORTS – CANADA (AAFC)

	United States Jan 1- Oct 31/2023	Change from last year YTD	Mexico Jan 1- Oct 31/2023	Change from last year YTD
Total	304,199 tonnes	+2% or +5,464 tonnes	26,426 tonnes	+21% or +4,563 tonnes
	Japan Jan 1- Oct 31/2023	Change from last year YTD	South Korea Jan 1- Oct 31/2023	Change from last year YTD
Total	38,249 tonnes	-34% or -19,544 tonnes	11,498 tonnes	-28% or -4,438 tonnes
	Viet Nam Jan 1- Oct 31/2023	Change from last year YTD	Total Beef Exports Jan 1- Oct 31/2023	Change from last year YTD
Total	10,305 tonnes	-28% or -4,029 tonnes	406,481 tonnes	-5% or -20,272 tonnes

LIVE CATTLE – CANADA (AAFC)

IMPORTS	Import % change from 2022 YTD	EXPORTS	Export % change from 2022 YTD
Jan 1- Oct 31/2023		Jan 1- Nov 25/2023	
Pure bred	8,122 -27%	Processing steers, heifers & cows	448,411 +1%
Non-pure bred	251,634 +10%	Feeder cattle & calves	163,098 -13%
		Bulls	35,286 -10%

BEEF IMPORTS – CANADA (AAFC)

	Jan 1 – Dec 2, 2023	Last Year Same Time	% Change
United States	97,254 tonnes	99,995 tonnes	-3%
Uruguay	17,345 tonnes	9,620 tonnes	+80%
Mexico	7,821 tonnes	9,037 tonnes	-13%
Australia	10,554 tonnes	6,063 tonnes	+74%
Non-CUSMA	46,736 tonnes	32,082 tonnes	+46%
EU-27 (beef/veal total)	10,912 tonnes	15,019 tonnes	-27%
Total	168,867 tonnes	159,699 tonnes	+6%

BEEF PRODUCTION – CANADA (AAFC)

	Jan 1 – Dec 2, 2023	Last Year Same Time	% Change
Fed	983,374 tonnes	1,061,848 tonnes	-7%
Non-fed	161,705 tonnes	146,993 tonnes	+10%

CHICAGO MERCANTILE EXCHANGE

Closing quotes on futures **today** were as follows:

Live Cattle			Feeder			Corn		
	US \$ cwt			US \$ cwt			US \$/bu	
Dec	168.22	+0.72	Jan	220.90	+1.55	Mar	4.830	+3.6
Feb	169.35	+1.42	Mar	222.17	+2.05	May	4.952	+3.2
Apr	172.85	+1.27	Apr	226.57	+2.25	Jul	5.046	+3.2
Jun	170.05	+1.30	May	230.52	+2.27	Sep	5.054	+3.6
Aug	170.75	+1.22	Aug	242.97	+2.57	Dec	5.122	+3.6
Oct	175.25	+1.10	Sep	245.05	+2.50	Mar	5.222	+3.4

Soybeans			Soft Red Winter Wheat			Canadian \$		
	US \$/bu			US \$/bu				
Jan	13.156	+1.6	Mar	6.292	+13.4	Spot	74.79	+0.21
Mar	13.314	-0.4	May	6.394	+13.6	Dec	74.79	+0.21
May	13.430	-2.2	Jul	6.442	+12.6	Mar	74.89	+0.22
Jul	13.500	-2.2	Sep	6.526	+12.0	Jun	74.98	+0.21
Aug	13.310	-2.0	Dec	6.632	+11.4	Sep	75.08	+0.22
Sep	12.920	-3.0	Mar	6.710	+11.0	Dec	75.16	+0.22

Beef Farmers of Ontario | Phone: 519.824.0334 | Fax: 519.824.9101 | Email: markets@ontariobeef.com

ONTARIO STOCKER & FEEDER SPECIAL FALL SALES

Dec 16	12:00 pm	Ontario Stockyards Inc	Special Bred Cow Sale
Jan 26	11:00 am	Community Livestock Exchange	Quinte Cattlemen's Stocker Sale
Jan 31	10:00 am	Kawartha Lakes Community Sale Barn	Peterborough/Victoria Counties Stocker Sale

Comments for the week ending December 14, 2023

326 fed steers and heifers sold through auction markets this week, fully steady to the previous week but 58 fewer than the same week last year. Fed steers sold from \$203.60-\$225.38 with a weekly weighted average price of \$217.34 cwt down \$5.41 cwt from the previous week's average but \$28.74 higher than year ago prices. Fed heifers ranged from \$211.47-\$228.36 averaging \$221.29 up \$0.81 from the previous week and \$35.77 above last year at this time. Auction markets reported trade as \$2.00-\$5.00 cwt lower with just one market noting steady prices.

The Ontario railgrade market was extremely quiet the first part of the week with no bids or trade reported. By Wednesday bids had surfaced at \$380.00 dressed for steers and \$379.00 for heifers down \$7.00 cwt from the previous week's trade on average. Trade surfaced late Wednesday and into Thursday at these prices with delivery for the first week in January. Little U.S. packer interest was noted this week. The Ontario market is currently the strongest in North America.

Large receipts of fed/cull cows continue to flow through Ontario auction markets with 3,197 head sold this week, up 214 from the previous week and 227 more than the same week last year. All cows saw a full trading range from \$88.65-\$128.38 cwt averaging \$105.44 down \$5.60 from the week before but \$21.75 stronger than year ago prices. Auction markets reported trade as under pressure to start. As the week progressed trade was steady to selective at easier prices and barely steady the remainder of the week. 750 head of this week's offering were beef cows up 206 from the previous week, averaging \$113.78 down \$8.42 cwt from the previous week's weighted average beef cow price. There were 2,447 dairy cows sold this week which is fully steady to last week averaging \$103.17 down \$5.88 cwt from last week's dairy cow weighted average prices.

5,293 stocker and feeder cattle sold through auction markets this week up 199 head from the previous week and 839 more than the same time last year. Auction markets reported trade as fully steady to barely steady on the calves with one market noting vaccinated calves as strong with keen buyer interest. Yearlings were reported as steady to fully steady with strong active trading, but ended the week selling selectively at barely steady prices. Actual average prices this week saw steers 400-500 lbs up \$23.03 on average, 500-600 lbs down \$7.90, 600-700 lbs down \$1.58, 700-800 lbs down \$7.56, 800-900 lbs down \$9.59, 900-1000 lbs up \$0.10 and steers 1000 lbs plus averaged \$2.65 cwt lower than last week's weighted average prices. Heifers from 300-400 lbs were down \$28.22 cwt, 400-500 lbs down \$10.32, 500-600 lbs down \$8.01, 600-700 lbs up \$3.09, 700-800 lbs down \$14.31, 800-900 lbs up \$6.78 with heifers 900 lbs and over averaging \$5.39 cwt higher than last week's weighted average prices.

The Quebec electronic market this week ranged from \$375.00-\$378.75 cwt dressed on a picked up basis, down \$1.12 cwt

Alberta direct trade this week was light with sales reported by Canfax from \$368.00-\$370.00 cwt delivered on a dressed basis, majority at \$370.00 down around \$7.00 cwt from last week's trade on average. Canfax reports: "Lift times were all over the map. Cattle that traded this week were being scheduled anywhere from early January to late February delivery. Western Canadian steer carcass weights are averaging over 980 lbs, carcass weights are record large."

The U.S. cash cattle trade the week ending December 8th saw most trade happen by Wednesday but a few deals were noted Thursday and Friday with prices easing slightly day to day. Sales in the south last week ranged from \$166.00-\$171.00 live, with the lower end later in the week, but most sales were around \$170.00 live down \$3.00-\$4.00 cwt. In the north trade ranged from \$265.00-\$272.00 cwt dressed with the lower end later in the week but majority of trade ranged from \$270.00-\$271.00 down \$4.00-\$5.00 cwt, with live trade from \$166.00-\$172.00, mostly \$170.00 also down \$3.00-\$4.00. Overall average prices for the week reported by the USDA Mandatory Price Report saw live steers average \$169.94 down \$4.51 cwt with live heifers at \$170.37 down \$3.93. On the rail steers averaged \$269.63 dressed down \$4.96 cwt with heifers averaging \$271.18 down \$3.65.

The U.S. cash cattle trade this week has been very light in Nebraska and Iowa from \$165.00-\$168.00 live, mainly \$167.00-\$168.00 down \$2.00-\$3.00 cwt. On the rail trade ranged from \$266.00-\$270.00 cwt dressed, mostly \$267.00 down \$3.00-\$4.00 cwt. In the south sellers have resisted the lower bids. Today, Friday afternoon, a light test is noted in Nebraska at \$168.00 live down \$2.00 from last week while bids of \$267.00 dressed are being passed. Bids in the south have improved from \$168.00 live to \$170.00 cwt but no trade has developed. Bids in the south are currently steady to last week's trade. Asking prices are sitting at \$170.00 live in the south and \$270.00 dressed in the north. Active trade should start to surface at any time.