



## WEEKLY MARKET INFORMATION REPORT – FOR THE WEEK ENDING THURSDAY DECEMBER 21, 2023

*The next report will be on January 5, 2024 due to the holiday scheduling.  
Merry Christmas to All, and all the best in 2024!*

The following information is collected from various sources and disseminated by Beef Farmers of Ontario.

### ONTARIO DIRECT TO PACKER RAILGRADE CATTLE TRADE

Prices are on a carcass weight basis before grade and weight discounts:

A Grade Steers	375.00-377.00
A Grade Heifers	374.00-376.00

### ONTARIO LIVE CATTLE TRADE

Ontario auction sales this week saw weighted average price ranges for:

FED CATTLE	Volume	Price Range	Average	Top	Last Week Avg
Large Frame Steers +1250	14	220.71-228.86	224.88	242.50	211.08
Medium Frame Steers +1250	24	178.25-223.31	205.08	253.50	219.10
Large & Medium Frame Steers +1250	38	201.35-239.96	219.53	253.50	217.34
Large Frame Heifers +1000	22	225.68-235.53	230.69	272.50	209.36
Medium Frame Heifers +1000	34	209.23-230.79	223.01	240.00	223.71
Large & Medium Frame Heifers +1000	56	214.73-233.46	226.23	272.50	221.29
Fed steers, Dairy & Dairy Cross +1250	9	171.89-185.44	179.07	196.00	188.45
Fed heifers, Dairy & Dairy Cross +1000	60	124.84-178.11	156.51	243.50	160.67
Cows - All Weights	2,088	83.02-128.23	103.76	197.50	105.44
Bulls - All Weights	87	123.41-162.93	143.68	200.00	255.75

#### STOCKERS - Large and Medium Frame

STEERS	Volume	Price Range	Average	Top	Last Week Avg
1000+	519	272.87-307.88	289.08	323.00	294.05
900-999	459	285.78-321.40	304.91	328.00	306.25
800-899	173	264.00-322.99	300.31	339.50	301.50
700-799	229	270.73-333.55	307.48	360.50	309.97
600-699	313	275.26-365.54	324.97	386.00	324.74
500-599	197	294.87-381.73	342.15	440.00	346.07
400-499	134	286.83-411.86	369.88	459.99	362.66
-399	34	211.56-427.43	361.17	730.00	297.16

#### STOCKERS - Large and Medium Frame

HEIFERS	Volume	Price Range	Average	Top	Last Week Avg
+900	237	212.37-260.88	239.91	302.50	249.31
800-899	60	207.27-262.91	232.12	320.00	253.51
700-799	122	175.77-269.99	236.28	318.00	238.12
600-699	219	229.13-303.85	278.31	328.00	273.17
500-599	194	249.29-321.52	286.14	375.00	284.17
400-499	111	225.15-300.02	268.13	367.49	281.60
300-399	29	206.38-316.03	244.59	350.00	249.57
-299	9	331.11-345.00	336.74	535.00	335.88

At Kawartha Lakes Community Sale Barn: **December 16, 2023-163 cows, 9 bulls, 21 veal, 4 fed cattle, 50 stockers**

	Price Range	Avg.	Top
Cows	90.00-137.50	105.71	177.50
Bulls over 1600 lbs	136.00-176.00	151.97	176.00
Veal Calves 125 lbs -	50.00-740.00	287.76	740.00

Next regular sale will be on Sat Dec 30th.

At Denfield Livestock Exchange Inc.: **December 19, 2023: 51 Fed Cattle, 95 Cows, 3 Bulls, 27 Veal, 9 stockers**

	Price Range	Average	Top
Large & Medium Frame Fed Steers +1250 lbs	222.00-253.50	235.00	253.50
Large & Medium Frame Fed Heifers +1000 lbs	210.00-240.00	231.46	240.00
Cows	85.00-123.00	105.13	175.00
Veal +600 lbs	218.00-235.00	227.52	235.50

Next regular sale is on Tuesday January 9, 2024.

At Aylmer Stockyards Inc.: **December 20, 2023 - 24 Veal, 258 Cows, 22 Fed cattle, 3 Bulls, 15 Stockers**

	Price Range	Average	Top
Fed Heifers, dairy & dairy cross 1000+ lbs	100.00-187.50	161.29	187.50
Cows	67.00-142.50	104.40	176.00
Veal calves 600 lbs +	130.00-264.99	202.99	264.99

Next sale Wednesday Dec 27<sup>th</sup>.

## ONTARIO STOCKER & FEEDER TRADE

Stocker sale at Brussels Livestock: **December 15, 2023-1,576 Stockers**

Steers	Price Range	Average	Top	Heifers	Price Range	Average	Top
1000+	277.25-323.00	296.48	323.00	900+	216.00-266.00	244.36	276.00
900-999	281.00-325.00	309.99	337.00	800-899	218.00-279.00	245.00	281.00
800-899	260.00-339.50	306.42	339.50	700-799	150.00-283.00	234.59	318.00
700-799	265.00-260.50	319.09	360.50	600-699	250.00-328.00	299.82	328.00
600-699	300.00-386.00	341.47	386.00	500-599	280.00-338.00	306.51	338.00
500-599	325.00-285.00	255.59	421.00	400-499	237.00-310.00	277.11	350.00
400-499	280.00-405.00	369.35	405.00	300-399	225.00-333.00	260.74	360.00
399-	282.00-375.00	327.25	375.00				

Closed for the holidays as of Dec 23<sup>rd</sup>. Sales resume January 2, 2024.

Stocker sale at Community Livestock Exchange: **December 19, 2023: 105 Stockers**

Steers	Price Range	Average	Top	Heifers	Price Range	Average	Top
700-799	172.50-300.00	218.99	300.00	500-599	225.00-389.99	329.80	389.99
600-699	210.00-300.00	248.79	300.00	400-499	264.99-395.00	345.00	395.00
500-599	225.00-389.99	329.80	389.99				
400-499	264.99-395.00	345.00	395.00				

Regular sales will resume on Tuesday January 2, 2024.

Stocker sale at Renfrew Pontiac Livestock: **December 19, 2023: 176 Stockers**

Steers	Price Range	Average	Top	Heifers	Price Range	Average	Top
700-799	250.00-333.00	310.70	333.00	700-799	200.00-302.49	276.39	302.49
600-699	210.00-362.50	331.30	362.50	600-699	220.00-310.00	284.60	310.00
500-599	239.99-440.00	237.29	440.00	500-599	254.99-329.99	313.79	329.99
400-499	229.99-459.99	385.19	459.99	400-499	289.99-367.49	343.29	367.49
399-	204.99-332.50	285.89	332.50				

Sales resume Tuesday January 2, 2024.

Stocker sale at Ontario Livestock Exchange: **December 20, 2023 - 644 Stockers**

Steers	Price Range	Average	Top	Heifers	Price Range	Average	Top
1000+	286.00-306.50	297.06	306.50	900+	277.50-302.50	293.85	302.50
900-999	299.00-328.00	309.74	328.00	800-899	265.00-320.00	277.22	320.00
800-899	280.00-321.00	306.93	321.00				
700-799	305.00-320.00	309.08	320.00				

Dec 27<sup>th</sup>- Fed Cows, Veal, Sheep, Lambs, Goats but NO vaccinated stocker sale! Dec 28<sup>th</sup>- Regular Thursday Sale! Jan 2, 2024- Regular Schedule resumes!

Stocker sale at Ontario Stockyards Inc: **December 22, 2023: 425 Stockers**

Steers	Price Range	Average	Top	Heifers	Price Range	Average	Top
1000+	166.00-216.00	194.50	216.00	900+	170.00-235.00	203.96	235.00
900-999	187.50-227.50	213.60	237.50	800-899	155.00-220.00	188.75	220.00
800-899	235.00-290.00	275.60	290.00	700-799	215.00-270.00	245.67	270.00
700-799	265.00-326.00	311.42	334.00	600-699	210.00-275.00	259.88	300.00
600-699	270.00-351.00	317.36	366.00	500-599	205.00-312.50	264.94	330.00
500-599	280.00-386.00	339.55	386.00	400-499	225.00-280.00	255.00	315.00
400-499	340.00-420.00	389.66	420.00	300-399	140.00-350.00	225.00	350.00
399-	175.00-400.00	328.00	400.00				

Dec 22, 2023 - Jan 2, 2024 Closed for the Holidays. Regular schedule resumes January 3, 2024

**ONTARIO BRED COW SALES**

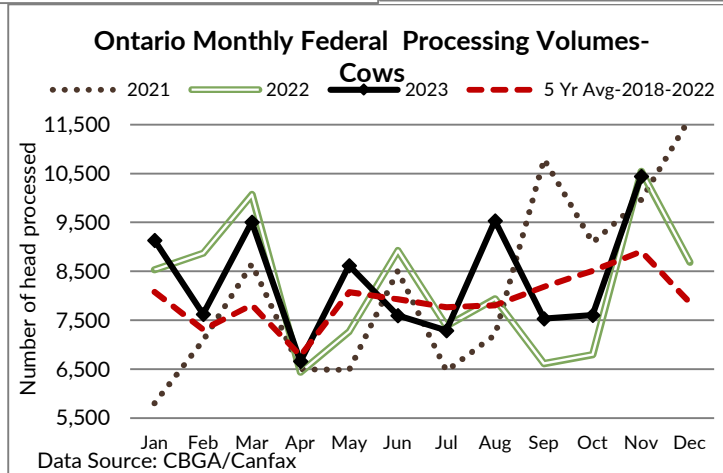
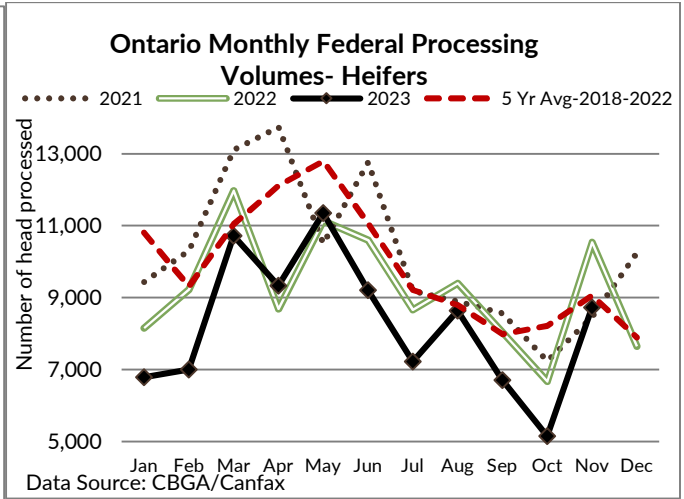
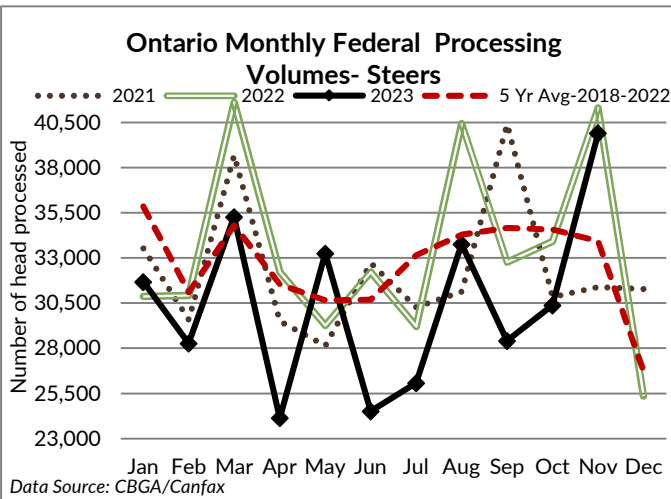
Ontario Stockyards Inc, **December 16, 2023 - 224 Bred cows & heifers, 23 Cow/calf Pairs**

	Exotic and Exotic X	British and British X
Top quality bred cows	\$2600-\$3100	\$2400-\$2800
Top quality bred heifers	\$1650-\$2200	\$1600-\$2300
Average quality cow/calf pairs	\$3000-\$3300	N/T

A light run of bred cows sold with keen buyer interest on a strong market. (Prices are per head & per pair)

**WEEKLY LIVE CATTLE EXPORTS-ONTARIO**

	Week ending Dec 2, 2023	Week ending Nov 25, 2023	Year to Date
Total live slaughter cattle exported through Ontario ports to the U.S.	3,727	3,243	127,065
Steers & Heifers & Cows	3,541	3,100	122,052
Bulls	186	143	5,013



### CANADIAN- FEDERALLY INSPECTED PROCESSING-Canfax/CBGA

	Week Ending Dec 16, 2023	# of hd change from week ago	YTD	% Change (Week Ago)	% Change (Year Ago)
Grand Total	66,975	+4,677	3,042,708	+8%	-4%
Western Processing	53,530	+4,183	2,421,420	+8%	-4%
Eastern Processing	13,445	+494	621,288	+4%	-6%

### ONTARIO- FEDERALLY INSPECTED PROCESSING-Canfax/CBGA

	Week Ending Dec 16, 2023	# of hd change from week ago	YTD	% Change (Week Ago)	% Change (Year Ago)
Grand Total	11,733	+676	540,803	+6%	-8.8%

### AVERAGE CARCASS WEIGHTS – CANADA-Canfax/CBGA

	Steers	Heifers
Dec 16, 2023	977	858
Dec 9, 2023	974	863
Dec 17, 2022	956	834

### AVERAGE CARCASS WEIGHTS – ONTARIO-Canfax/CBGA

	Steers	Heifers
Dec 16, 2023	968	835
Dec 9, 2023	965	849
Dec 17, 2022	976	848

### USDA ESTIMATED CATTLE PROCESSING VOLUME

	Week Ending December 23, 2023	Previous Week	Year Ago
Grand Total	621,000	649,000	552,000

### QUEBEC ELECTRONIC AUCTION MARKET (F.O.B. THE FEEDLOT)

	Price	Change from Last Week
For the week ending December 21, 2023	373.75	-3.13

### ALBERTA DIRECT TRADE

Alberta's direct trade: for the week ending December 21, 2023

Steers	Live- FOB	221.50	Rail- FOB	361.50-362.75
Heifers	Live- FOB	N/T	Rail- FOB	N/T

### U.S. TRADE (U.S. funds)

The U.S. cash cattle trade: for the week ending December 14, 2023

Choice and Select Steers and Heifers:	Live	169.00-172.80
	Rail	265.00-272.00

### U.S. BOXED BEEF CUT-OUT VALUES (U.S. funds)

	Choice 600-900	Select 600-900
Current Five Day Average	289.93	262.12

## BEEF EXPORTS – CANADA (AAFC)

	United States Jan 1- Oct 31/2023	Change from last year YTD	Mexico Jan 1- Oct 31/2023	Change from last year YTD
Total	304,199 tonnes	+2% or +5,464 tonnes	26,426 tonnes	+21% or +4,563 tonnes
	Japan Jan 1- Oct 31/2023	Change from last year YTD	South Korea Jan 1- Oct 31/2023	Change from last year YTD
Total	38,249 tonnes	-34% or -19,544 tonnes	11,498 tonnes	-28% or -4,438 tonnes
	Viet Nam Jan 1- Oct 31/2023	Change from last year YTD	Total Beef Exports Jan 1- Oct 31/2023	Change from last year YTD
Total	10,305 tonnes	-28% or -4,029 tonnes	406,481 tonnes	-5% or -20,272 tonnes

## LIVE CATTLE – CANADA (AAFC)

IMPORTS			EXPORTS	
	Import % change from 2022 YTD			Export % change from 2022 YTD
Jan 1- Oct 31/2023			Jan 1- Dec 2/2023	
Pure bred	8,122	-27%	Processing steers, heifers & cows	462,796 +1%
Non-pure bred	251,634	+10%	Feeder cattle & calves	167,286 -13%
			Bulls	35,963 -11%

## BEEF IMPORTS – CANADA (AAFC)

	Jan 1 – Dec 9, 2023	Last Year Same Time	% Change
United States	97,601 tonnes	102,341 tonnes	-5%
Uruguay	17,370 tonnes	9,835 tonnes	+77%
Mexico	7,821 tonnes	9,357 tonnes	-16%
Australia	10,554 tonnes	6,545 tonnes	+61%
Non-CUSMA	46,796 tonnes	33,208 tonnes	+41%
EU-27 (beef/veal total)	10,912 tonnes	15,218 tonnes	-28%
Total	169,274 tonnes	163,777 tonnes	+3%

## BEEF PRODUCTION – CANADA (AAFC)

	Jan 1 – Dec 9, 2023	Last Year Same Time	% Change
Fed	1,003,837 tonnes	1,084,372 tonnes	-7%
Non-fed	165,693 tonnes	151,433 tonnes	+9%

## CHICAGO MERCANTILE EXCHANGE

Closing quotes on futures **today** were as follows:

Live Cattle			Feeder			Corn		
	US \$ cwt			US \$ cwt			US \$/bu	
Dec	170.05	-0.50	Jan	222.75	+1.05	Mar	4.730	+0.4
Feb	168.52	-0.15	Mar	224.40	+1.02	May	4.856	+0.4
Apr	172.12	-0.05	Apr	229.52	+1.07	Jul	4.954	+0.4
Jun	170.12	+0.25	May	233.95	+0.97	Sep	4.982	+0.6
Aug	171.00	+0.25	Aug	247.62	+1.67	Dec	5.044	+0.6
Oct	175.67	+0.22	Sep	250.27	+1.87	Mar	5.154	+0.6
Soybeans			Soft Red Winter Wheat			Canadian \$		
	US \$/bu			US \$/bu				
Jan	12.995	+2.4	Mar	6.162	+3.6	Spot	75.41	+0.18
Mar	13.062	+4.4	May	6.274	+3.4	Mar	75.51	+0.17
May	13.166	+3.4	Jul	6.346	+3.0	Jun	75.58	+0.16
Jul	13.224	+3.0	Sep	6.456	+2.4	Sep	75.64	+0.15
Aug	13.046	+3.0	Dec	6.586	+1.6	Dec	75.68	+0.13
Sep	12.712	+4.6	Mar	6.696	+1.2	Mar	75.72	+0.10

## ONTARIO STOCKER & FEEDER SPECIAL FALL SALES

Jan 26	11:00 am	Community Livestock Exchange	Quinte Cattlemen's Stocker Sale
Jan 31	10:00 am	Kawartha Lakes Community Sale Barn	Peterborough/Victoria Counties Stocker Sale

### Comments for the week ending December 21, 2023

With light receipts due to the upcoming holiday break, there were just 94 fed steers and heifers sold through auction markets, down 232 from the week before and 70 fewer than the same time last year. Fed steers sold from \$201.35-\$239.96 averaging \$219.53 cwt up \$2.19 from the previous week and \$29.42 higher than year ago prices. Fed heifers ranged from \$214.73-\$233.43 averaging \$226.23 up \$4.94 from the previous week and \$37.80 above last year at this time. Auction markets reported trade as \$2.00-\$3.00 cwt lower to steady on light offerings.

The Ontario railgrade market was light this week. Trade the previous Friday and on Monday were noted at \$377.00 cwt dressed for steers and \$376.00 for heifers, down \$3.00 from the week before with delivery the week of January 8, 2024. By late Tuesday bids were reported at \$375.00 dressed for steers and \$374.00 for heifers with a very light test reported. Delivery is still being scheduled for the week of January 8, 2024. Overall prices for the week are averaging \$4.00 cwt lower than last week but \$56.00 cwt stronger than year ago prices.

Lighter receipts of fed/cull cows sold through auction markets this week at 2,088 head, down 1,109 from last week and 54 fewer than the same time last year. Cows ranged from \$83.02-\$128.23 averaging \$103.76 down \$1.68 cwt overall from the week before but \$24.63 stronger than year ago prices. Auction markets reported trade as steady to slightly higher to start. As the week progressed trade was lower. 414 beef cows sold this week down 336 head from the previous week, averaging \$114.30 up \$0.52 cwt from last week's weighted average beef cow prices. 1,674 dairy cows sold this week down 773 head from the week before, averaging \$101.45 down \$1.72 from last week's weighted average dairy cow price.

3,039 stocker and feeder cattle sold through auction markets this week down 2,254 head from the previous week but 413 more than the same time last year. Auction markets reported calves as \$5.00-\$10.00 cwt higher on the choice calves while second cut calves were steady with calves ending the week steady. Yearlings started out on a strong active trade at higher prices but by mid week trade was easier on the steers and steady on the heifers. Actual average prices this week saw steers 400-500 lbs up \$7.22 on average, 500-600 lbs down \$3.92, 600-700 lbs up \$0.23, 700-800 lbs down \$2.49, 800-900 lbs down \$1.19, 900-1000 lbs down \$1.34 with steers 1000 lbs plus averaged \$4.97 cwt lower than last week's weighted average prices. Heifers from 300-400 lbs were down \$4.98 cwt, 400-500 lbs down \$13.47, 500-600 lbs up \$1.97, 600-700 lbs up \$5.14, 700-800 lbs down \$1.84, 800-900 lbs down \$21.39 with heifers 900 lbs and over averaging \$9.40 cwt easier than last week's weighted average prices.

The Quebec electronic market this week sold at \$373.75 cwt dressed on a picked-up basis, down \$3.13 cwt on average from the previous week's trade.

Alberta direct trade was reported by Canfax as light with sales at \$365.00 cwt delivered on a dressed basis, down \$3.00-\$5.00 from last week. Canfax reports: "Competition on the cash market has been disappointing. US packer interest on the western Canadian cash market has also been quiet as well. Lift times continue to stretch out, in some instances cattle that were bid on this week would not be picked up until March. Alberta fed prices are trading at a discount to both the Ontario and US markets. Packers seem to be well covered with contract cattle and cash leverage has been limited."

The U.S. cash cattle trade the week ending December 16th saw live trade in the north and south range from \$165.00-\$170.00, mainly \$167.00-\$168.00 but by Friday southern live trade was mainly \$170.00. Dressed deals in the north ranged from \$264.00-270.00 with most trade from \$267.00-\$268.00 cwt. Overall average prices, reported by the USDA Mandatory Price Report saw live steers average \$168.71

down \$1.23 cwt while heifers averaged \$169.13 down \$1.24. On the rail steers averaged \$267.53 dressed down \$2.10 cwt while heifers averaged \$267.30 down \$3.88.

The U.S. cash cattle trade this week has been light all week with trade in the north from \$170.00-\$172.00 live and \$268.00-\$272.00 dressed , mainly \$270.00 up \$2.00 cwt on average. The south has been limited with sellers passing most bids of \$170.00 live . Today a light trade in the north has developed at \$271.00 dressed, up \$3.00 from last week while a light trade in the south is surfacing at \$171.00 live up \$1.00 cwt from last week's southern trade. Business is expected to continue into the late afternoon with asking prices sitting at \$173.00-\$175.00 live in the south and \$272.00 plus dressed in the north. At 3:00 pm this afternoon the Cattle On Feed Report was released. Cattle on feed volumes on December 1st are up 3 percent over last year while placements are down 2 percent. Marketings for November were also down 7 percent over last year.