



## WEEKLY MARKET INFORMATION REPORT – FOR THE WEEK ENDING THURSDAY January 4, 2024

The following information is collected from various sources and disseminated by Beef Farmers of Ontario.

### ONTARIO DIRECT TO PACKER RAILGRADE CATTLE TRADE

Prices are on a carcass weight basis before grade and weight discounts:

A Grade Steers      **375.00**  
A Grade Heifers     **374.00**

### ONTARIO LIVE CATTLE TRADE

Ontario auction sales this week saw weighted average price ranges for:

<b>FED CATTLE</b>	<b>Volume</b>	<b>Price Range</b>	<b>Average</b>	<b>Top</b>	<b>Last Week Avg</b>
Large Frame Steers +1250	41	195.41-232.78	220.18	238.00	226.95
Medium Frame Steers +1250	52	196.83-222.20	215.33	234.00	204.81
Large & Medium Frame Steers +1250	91	195.05-225.99	216.51	238.00	217.21
Large Frame Heifers +1000	18	190.78-223.11	212.48	283.00	221.27
Medium Frame Heifers +1000	36	178.17-209.80	201.43	256.00	194.66
Large & Medium Frame Heifers +1000	54	190.37-223.70	208.50	283.00	207.14
Fed steers, Dairy & Dairy Cross +1250	39	182.72-196.79	190.54	198.00	180.97
Fed heifers, Dairy & Dairy Cross +1000	91	131.97-187.28	173.84	193.99	177.82
Cows - All Weights	2,005	95.30-133.79	112.88	204.00	108.01
Bulls - All Weights	38	130.28-164.24	148.06	210.00	165.44

#### STOCKERS - Large and Medium Frame

<b>STEERS</b>	<b>Volume</b>	<b>Price Range</b>	<b>Average</b>	<b>Top</b>	<b>Last Week Avg</b>
1000+	205	262.03-297.02	285.35	305.50	291.17
900-999	46	250.96-297.78	266.61	336.00	311.03
800-899	83	261.27-301.46	289.67	332.00	310.45
700-799	105	238.73-280.13	263.78	336.00	301.62
600-699	56	251.36-315.56	285.72	345.00	323.99
500-599	54	258.33-353.75	311.94	395.00	307.52
400-499	33	294.77-383.29	334.77	420.00	283.57
-399	15	285.00-352.00	320.20	370.00	316.72

#### STOCKERS - Large and Medium Frame

<b>HEIFERS</b>	<b>Volume</b>	<b>Price Range</b>	<b>Average</b>	<b>Top</b>	<b>Last Week Avg</b>
+900	79	226.72-261.13	237.67	277.00	245.19
800-899	20	208.25-244.87	221.76	255.00	230.74
700-799	30	219.28-245.00	233.69	270.00	239.70
600-699	30	209.73-278.05	252.82	325.00	261.02
500-599	38	218.30-273.50	243.77	280.00	255.89
400-499	26	224.04-282.40	258.91	315.00	266.47
300-399	11	245.00-315.00	276.67	315.00	256.00
-299	3	N/T	N/T	N/T	255.00

At Kawartha Lakes Community Sale Barn: **December 30, 2023-144 cows, 4 bulls, 42 veal, 19 stockers**

	Price Range	Avg.	Top
Cows	99.00-138.00	111.42	159.00
Bulls over 1600 lbs	165.00-170.00	167.56	170.00
Veal Calves 600 lbs +	210.00-250.00	224.31	250.00
Veal Calves 125 lbs -	150.00-500.00	342.49	700.00

At Aylmer Stockyards Inc.: **January 3, 2024 - 20 Veal, 296 Cows, 48 Fed cattle, 2 Bulls, 22 Stockers**

	Price Range	Average	Top
Fed Heifers, dairy & dairy cross 1000+ lbs	115.99-193.99	180.49	193.99
Cows	70.99-163.99	117.99	168.99
Veal calves 600 lbs +	169.99-239.00	217.60	239.00

166 replacement calves sold between \$25.00-\$950.00 for an average of \$507.14 per head.

### ONTARIO STOCKER & FEEDER TRADE

Stocker sale at Ontario Livestock Exchange: **January 3, 2024 - 340 Stockers**

Steers	Price Range	Average	Top	Heifers	Price Range	Average	Top
1000+	272.50-305.50	295.55	305.50	900+	245.00-277.00	251.75	277.00
900-999	285.00-336.00	297.57	336.00				
800-899	297.50-332.00	326.89	332.00				
600-699	284.00-345.00	332.33	345.00				

Stocker sale at Ontario Livestock Exchange: **January 4, 2024: 217 Stockers**

Steers	Price Range	Average	Top	Heifers	Price Range	Average	Top
1000+	170.00-230.00	199.79	230.00	900+	170.00-215.00	193.68	225.00
900-999	180.00-225.00	203.75	225.00	800-899	220.00-255.00	233.64	255.00
800-899	200.00-270.00	239.23	282.50	700-799	222.50-265.00	245.83	265.00
700-799	245.00-280.00	264.17	280.00	600-699	205.00-315.00	274.04	325.00
600-699	245.00-337.00	279.45	337.00	500-599	222.50-280.00	248.64	280.00
500-599	250.00-395.00	332.73	395.00	400-499	220.00-315.00	278.33	315.00
400-499	300.00-420.00	338.75	420.00	300-399	245.00-315.00	276.67	315.00
399-	255.00-370.00	305.83	370.00				

Stocker sale at Ontario Stockyards Inc: **January 4, 2024: 111 Stockers**

Steers	Price Range	Average	Top	Heifers	Price Range	Average	Top
700-799	252.50-334.50	313.19	336.00	700-799	212.50-241.00	235.71	241.00
600-699	270.00-345.00	311.63	345.00	600-699	233.00-242.50	238.00	242.50
500-599	305.00-355.00	336.00	355.00	500-599	224.00-275.00	248.14	275.00
400-499	310.00-395.00	357.65	395.00				
399-	335.00-360.00	348.33	360.00				

### WEEKLY LIVE CATTLE EXPORTS-ONTARIO

	Week ending Dec 16, 2023	Week ending Dec 9, 2023	Year to Date
Total live slaughter cattle exported through Ontario ports to the U.S.	3,363	3,161	133,589
Steers & Heifers & Cows	3,259	3,015	128,326
Bulls	104	146	5,263

### CANADIAN- FEDERALLY INSPECTED PROCESSING-Canfax/CBGA

	Week Ending Dec 23, 2023	# of hd change from week ago	YTD	% Change (Week Ago)	% Change (Year Ago)
Grand Total	60,385	-6,590	3,103,093	-10%	-4%
Western Processing	48,174	-5,356	2,469,594	-10%	-3%
Eastern Processing	12,211	-1,234	633,499	-9%	-6%

## ONTARIO- FEDERALLY INSPECTED PROCESSING-Canfax/CBGA

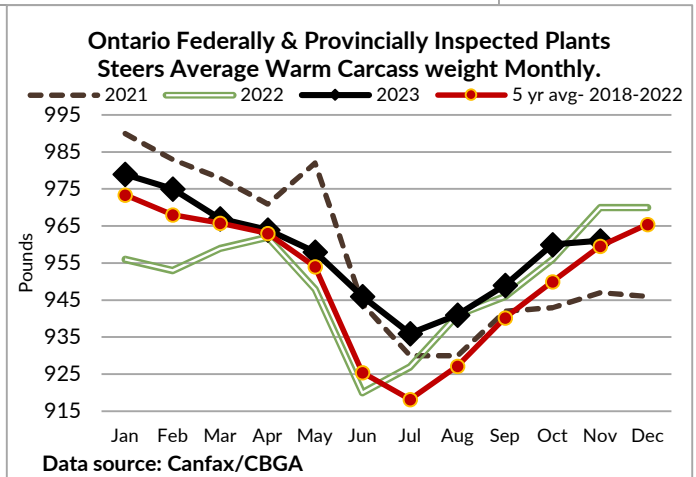
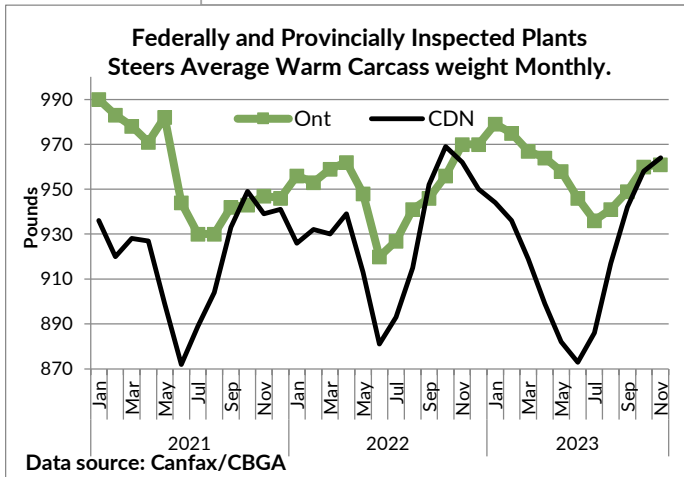
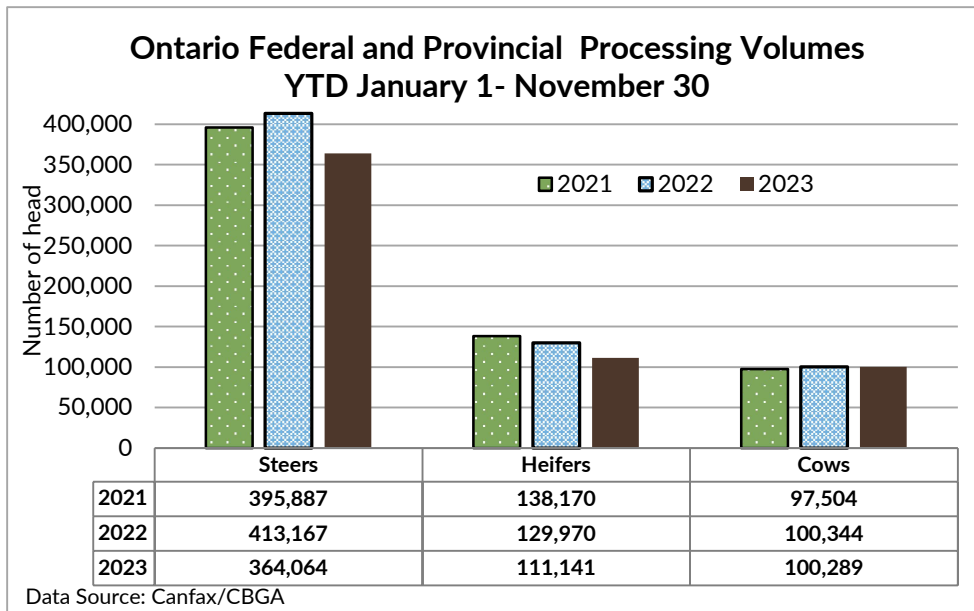
	Week Ending Dec 23, 2023	# of hd change from week ago	YTD	% Change (Week Ago)	% Change (Year Ago)
<b>Grand Total</b>	<b>10,656</b>	<b>-1,077</b>	<b>551,459</b>	<b>-9.2%</b>	<b>-8.6%</b>

### AVERAGE CARCASS WEIGHTS – CANADA-Canfax/CBGA

	Steers	Heifers
Dec 23, 2023	<b>989</b>	<b>867</b>
Dec 16, 2023	<b>977</b>	<b>858</b>
Dec 24, 2022	<b>939</b>	<b>828</b>

### AVERAGE CARCASS WEIGHTS – ONTARIO-Canfax/CBGA

	Steers	Heifers
Dec 23, 2023	<b>962</b>	<b>855</b>
Dec 16, 2023	<b>968</b>	<b>835</b>
Dec 24, 2022	<b>962</b>	<b>855</b>



## USDA ESTIMATED CATTLE PROCESSING VOLUME

	Week Ending January 6, 2024	Previous Week	Year Ago
<b>Grand Total</b>	<b>556,000</b>	<b>508,000</b>	<b>565,000</b>

# QUEBEC ELECTRONIC AUCTION MARKET (F.O.B. THE FEEDLOT)

For the week ending January 4, 2024

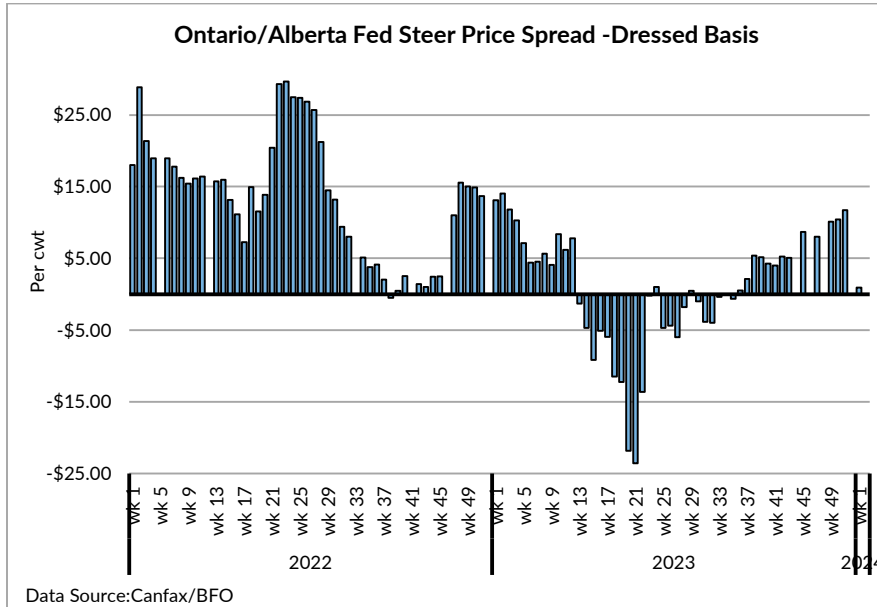
Price  
**375.00-375.50**

Change from Last Week  
**No trade last week**

## ALBERTA DIRECT TRADE

Alberta's direct trade: for the week ending January 4, 2024

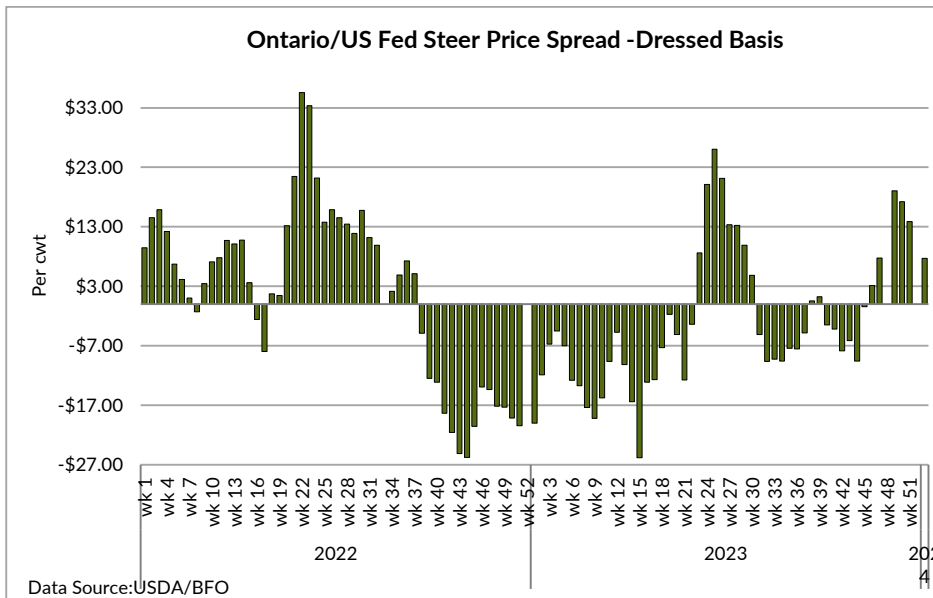
Steers	Live- FOB	<b>N/T</b>	Rail- FOB	<b>N/T</b>
Heifers	Live- FOB	<b>N/T</b>	Rail- FOB	<b>N/T</b>



## U.S. TRADE (U.S. funds)

The U.S. cash cattle trade: for the week ending January 4, 2024

Choice and Select Steers and Heifers:	Live	<b>172.00-175.50-weekly range so far</b>
	Rail	<b>273.00-279.00-weekly range so far</b>



## U.S. BOXED BEEF CUT-OUT VALUES (U.S. funds)

	Choice	Select
	600-900	600-900
Current Five Day Average	<b>283.85</b>	<b>259.22</b>

## BEEF EXPORTS – CANADA (AAFC)

	United States Jan 1- Oct 31/2023	Change from last year YTD	Mexico Jan 1- Oct 31/2023	Change from last year YTD
Total	<b>304,199 tonnes</b>	<b>+2% or +5,464 tonnes</b>	<b>26,426 tonnes</b>	<b>+21% or +4,563 tonnes</b>
	Japan Jan 1- Oct 31/2023	Change from last year YTD	South Korea Jan 1- Oct 31/2023	Change from last year YTD
Total	<b>38,249 tonnes</b>	<b>-34% or -19,544 tonnes</b>	<b>11,498 tonnes</b>	<b>-28% or -4,438 tonnes</b>
	Viet Nam Jan 1- Oct 31/2023	Change from last year YTD	<b>Total Beef Exports</b> Jan 1- Oct 31/2023	Change from last year YTD
Total	<b>10,305 tonnes</b>	<b>-28% or -4,029 tonnes</b>	<b>406,481 tonnes</b>	<b>-5% or -20,272 tonnes</b>

## LIVE CATTLE – CANADA (AAFC)

IMPORTS	Import % change from 2022 YTD	EXPORTS	Export % change from 2022 YTD
Jan 1- Oct 31/2023		Jan 1- Dec 9/2023	
Pure bred	<b>8,122</b> <b>-27%</b>	Processing steers, heifers & cows	<b>470,756</b> <b>+10%</b>
Non-pure bred	<b>251,634</b> <b>+10%</b>	Feeder cattle & calves	<b>193,933</b> <b>+43%</b>
		Bulls	<b>41,195</b> <b>+16%</b>

## BEEF IMPORTS – CANADA (AAFC)

	Jan 1 – Dec 16, 2023	Last Year Same Time	% Change
United States	<b>101,199 tonnes</b>	<b>104,562 tonnes</b>	<b>-3%</b>
Uruguay	<b>19,091 tonnes</b>	<b>9,955 tonnes</b>	<b>+92%</b>
Mexico	<b>8,054 tonnes</b>	<b>9,606 tonnes</b>	<b>-16%</b>
Australia	<b>10,990 tonnes</b>	<b>6,772 tonnes</b>	<b>+62%</b>
Non-CUSMA	<b>49,554 tonnes</b>	<b>34,089 tonnes</b>	<b>+45%</b>
EU-27 (beef/veal total)	<b>11,301 tonnes</b>	<b>15,700 tonnes</b>	<b>-28%</b>
Total	<b>176,537 tonnes</b>	<b>167,830 tonnes</b>	<b>+5%</b>

## BEEF PRODUCTION – CANADA (AAFC)

	Jan 1 – Dec 16, 2023	Last Year Same Time	% Change
Fed	<b>1,025,616 tonnes</b>	<b>1,104,940 tonnes</b>	<b>-7%</b>
Non-fed	<b>170,097 tonnes</b>	<b>155,870 tonnes</b>	<b>+9%</b>

## CHICAGO MERCANTILE EXCHANGE

Closing quotes on futures **today** were as follows:

Live Cattle		Feeder		Corn				
	US \$ cwt		US \$ cwt		US \$/bu			
Feb	170.57	-0.55	Jan	223.12	-1.55	Mar	4.606	-5.6
Apr	173.40	-0.90	Mar	224.15	-1.50	May	4.732	-5.6
Jun	170.55	-1.00	Apr	229.77	-1.50	Jul	4.836	-5.0
Aug	171.27	-0.62	May	234.80	-1.55	Sep	4.866	-5.0
Oct	176.42	-0.47	Aug	250.75	-1.27	Dec	4.940	-4.6
Dec	181.00	-0.55	Sep	253.65	-1.12	Mar	5.046	-4.6
Soybeans		Soft Red Winter Wheat		Canadian \$				
	US \$/bu		US \$/bu					
Jan	12.496	-12.2	Mar	6.160	+2.4	Spot	74.83	-0.02
Mar	12.562	-11.2	May	6.274	+3.0	Mar	74.91	-0.04
May	12.642	-12.2	Jul	6.350	+3.0	Jun	74.98	-0.04
Jul	12.696	-13.2	Sep	6.452	+3.0	Sep	75.04	-0.05
Aug	12.532	-13.0	Dec	6.584	+3.0	Dec	75.10	-0.05
Sep	12.216	-12.0	Mar	6.690	+3.0	Mar	75.16	-0.06

## ONTARIO STOCKER & FEEDER SPECIAL FALL SALES

Jan 26	11:00 am	Community Livestock Exchange	Quinte Cattlemen's Stocker Sale
Jan 31	10:00 am	Kawartha Lakes Community Sale Barn	Peterborough/Victoria Counties Stocker Sale

### Comments for the week ending January 4, 2024

Receipts in all categories this week are extremely light as the report runs from Dec 29<sup>th</sup> to Jan 4<sup>th</sup> with limited auction sales taking place over the holidays. There were 145 fed steers and heifers sold through auction markets this week up 56 from the previous week which was during the Christmas holiday but 220 fewer than the same week last year. Fed steers ranged from \$195.05-\$225.99 averaging \$216.51 down \$0.70 cwt from the week before but are up \$24.13 over last year at this time. Fed heifers sold from \$190.37-\$223.70 averaging \$208.50 up \$1.36 cwt from the previous week's trade and \$20.79 stronger than year ago prices. Auction markets reported trade as steady to higher on light receipts but by week's end trade was reported as \$3.00 cwt easier.

The Ontario railgrade market was very quiet over the holidays with no bid reported the week between Christmas and New Years. On Tuesday of this week there was no bid reported but by Wednesday morning producers were noting light trade at steady prices of \$375.00 cwt for steers and \$374.00 for heifers with delivery for the week of January 15<sup>th</sup>. This week's average price is up \$52.00 cwt over last years sales at this time. US packer buying interest is noted at a slight premium to local bids.

2,005 fed/cull cows sold this week through auction markets up 880 from the previous week but 709 fewer than the same week last year. Cows saw a full trading range from \$95.30-\$133.79 cwt, averaging \$112.88 up \$4.87 cwt from the previous week's trade and \$26.87 stronger than year ago prices. Auction markets reported trade as steady to slightly higher to start. As the week progressed, cows sold on a strong demand with active trading and prices stronger/higher but ended the week barely steady to early week stronger trade. Light receipts of 152 beef cows averaged \$125.94 while 1,873 dairy cows averaged \$110.89 cwt.

Very light receipts of 837 stocker and feeder cattle sold through auction markets this week down 117 from the previous week and 384 fewer than same time last year. Auction markets reported trade as selling on a good demand at steady prices. Calves were steady to fully steady on light receipts. Limited volumes this week saw actual average prices for steers 400-500 lbs up \$51.20 cwt from the previous week, 500-600 lbs up \$4.42, 600-700 lbs down \$38.27, 700-800 lbs down 37.84, 800-900 lbs down \$20.78, 900-1000 lbs down \$44.42 and steers 1000 lbs plus averaged \$5.82 cwt easier than last week on limited volumes. Heifers from 300-400 lbs were up \$20.67, 400-500 lbs down \$7.56, 500-600 lbs down \$12.12 cwt, 600-700 lbs down \$8.20, 700-800 lbs down \$6.01, 800-900 lbs down \$8.98 and heifers 900 lbs plus averaged \$7.52 cwt lower than last week with limited volumes sold.

The Quebec electronic market this week ranged from \$375.00-\$375.50 cwt dressed on a picked-up basis, up from trade at \$373.75 cwt two weeks ago.

Alberta direct trade the week ending December 29<sup>th</sup> was too light to establish a price report. Canfax reports: "one packer was not bidding on cattle. In general December was a tough month for the fed cattle market with prices dropping \$10/cwt." This week Canfax reported limited volumes sold with bids and sales reported at \$360.00-\$365.00 cwt delivered on a dressed basis which is steady to \$3.00 lower than the last reported trade two weeks ago. Canfax reports: "This week competition on the cash market has been limited, packers have bought very few cattle over the past couple of weeks. The few cattle that did trade and were bid on, were being scheduled anywhere from mid-February to March delivery."

The U.S. cash cattle trade the week ending December 29<sup>th</sup> took place mainly Thursday with a few clean up deals surfacing on Friday afternoon. In the south trade for the week ranged from \$170.00-\$173.00 live, mainly \$172.00 live up \$1.00 cwt from the previous week's trade. In the north some live trade took place from \$172.00-\$175.00 live, mostly \$172.00-\$173.00 with prices on the rail from \$269.00-\$276.00 cwt dressed, mainly \$272.00-\$273.00 which is higher than the previous week's prices. Overall trade for the

week reported by the USDA Mandatory Price Report saw live steers average \$172.24 up \$1.73 cwt while live heifers for the week averaged \$172.08 up \$1.40. Dressed deals saw a weighted average weekly price of \$272.87 for steers up \$2.49 while heifers averaged \$273.59 up \$4.61 cwt from the previous week's trade.

The U.S. cash cattle trade this week has been light to scattered each day in the north with live trade from \$172.00-\$175.50, majority at \$174.00-\$175.00 cwt up \$1.00-\$2.00 from last week. Dressed deals have ranged from \$273.00-\$279.00, mainly \$274.00-\$275.00 up \$1.00-\$2.00 cwt over last weeks trade. The south has been untested all week with no bids reported. Today a few bids are starting to surface in the south at \$172.00-\$173.00 live which is steady to last week's southern deals, but sellers have not shown any interest at this time. In the north this morning a couple of deals developed at \$173.00-\$173.50 live down \$1.00-\$2.00 from early week business and steady to \$1.00 above last week's northern trade. Dressed bids in the north today are reported at \$273.00 which is steady to \$1.00 cwt higher than last week's northern prices but \$1.00-\$2.00 below early week sales. Active trade is expected to develop at some point this afternoon with asking prices at \$174.00 plus live in the south and \$275.00 plus dressed in the north.