



WEEKLY MARKET INFORMATION REPORT – FOR THE WEEK ENDING THURSDAY January 11, 2024

The following information is collected from various sources and disseminated by Beef Farmers of Ontario.

ONTARIO DIRECT TO PACKER RAILGRADE CATTLE TRADE

Prices are on a carcass weight basis before grade and weight discounts:

A Grade Steers **375.00**
A Grade Heifers **374.00**

ONTARIO LIVE CATTLE TRADE

Ontario auction sales this week saw weighted average price ranges for:

| FED CATTLE | Volume | Price Range | Average | Top | Last Week Avg |
|--|---------------|--------------------|----------------|------------|----------------------|
| Large Frame Steers +1250 | 64 | 214.39-227.56 | 221.71 | 259.00 | 220.18 |
| Medium Frame Steers +1250 | 130 | 202.55-227.71 | 220.83 | 256.00 | 215.33 |
| Large & Medium Frame Steers +1250 | 194 | 210.04-228.27 | 222.03 | 259.00 | 216.51 |
| Large Frame Heifers +1000 | 69 | 207.14-228.74 | 220.87 | 245.00 | 212.48 |
| Medium Frame Heifers +1000 | 141 | 210.60-225.18 | 218.49 | 292.50 | 201.43 |
| Large & Medium Frame Heifers +1000 | 210 | 209.49-227.19 | 219.67 | 292.50 | 208.50 |
| Fed steers, Dairy & Dairy Cross +1250 | 100 | 181.24-197.34 | 191.38 | 220.00 | 190.54 |
| Fed heifers, Dairy & Dairy Cross +1000 | 120 | 153.32-189.13 | 175.67 | 222.00 | 173.84 |
| Cows - All Weights | 2,495 | 99.15-131.81 | 113.64 | 197.50 | 112.88 |
| Bulls - All Weights | 100 | 130.16-160.39 | 145.17 | 210.00 | 148.06 |

STOCKERS - Large and Medium Frame

| STEERS | Volume | Price Range | Average | Top | Last Week Avg |
|---------------|---------------|--------------------|----------------|------------|----------------------|
| 1000+ | 416 | 269.40-300.41 | 284.84 | 310.00 | 285.35 |
| 900-999 | 180 | 271.13-291.25 | 281.13 | 307.50 | 266.61 |
| 800-899 | 96 | 242.96-302.15 | 275.74 | 320.00 | 289.67 |
| 700-799 | 192 | 233.83-325.20 | 285.88 | 365.00 | 263.78 |
| 600-699 | 241 | 258.60-345.99 | 307.01 | 385.00 | 285.72 |
| 500-599 | 186 | 250.97-360.30 | 315.78 | 397.00 | 311.94 |
| 400-499 | 123 | 296.38-379.00 | 342.22 | 445.00 | 334.77 |
| -399 | 50 | 236.20-443.40 | 343.92 | 750.00 | 320.20 |

STOCKERS - Large and Medium Frame

| HEIFERS | Volume | Price Range | Average | Top | Last Week Avg |
|----------------|---------------|--------------------|----------------|------------|----------------------|
| +900 | 132 | 212.23-231.21 | 223.71 | 253.00 | 237.67 |
| 800-899 | 65 | 199.48-242.61 | 222.15 | 273.00 | 221.76 |
| 700-799 | 99 | 206.33-247.30 | 231.45 | 294.00 | 233.69 |
| 600-699 | 168 | 206.52-303.86 | 269.92 | 340.00 | 252.82 |
| 500-599 | 191 | 221.10-304.30 | 267.26 | 357.50 | 243.77 |
| 400-499 | 78 | 225.58-307.46 | 273.19 | 337.99 | 258.91 |
| 300-399 | 21 | 197.02-247.74 | 223.74 | 332.50 | 276.67 |
| -299 | 11 | 246.36-315.45 | 276.59 | 480.00 | N/T |

At Kawartha Lakes Community Sale Barn: **January 6, 2024-145 cows, 3 bulls, 45 veal, 17 fed cattle, 51 stockers**

| | Price Range | Avg. | Top |
|----------------------------------|---------------|--------|--------|
| Fed heifers, dairy & dairy cross | 127.00-148.00 | 135.75 | 148.00 |
| Cows | 104.00-138.00 | 115.48 | 157.50 |
| Veal Calves 600 lbs plus | 190.00-235.00 | 199.21 | 235.00 |
| Veal Calves 125 lbs & under | 350.00-600.00 | 443.05 | 600.00 |

All classes of cattle sold on a steady market. **Jan 31st @ 10:00 am- Peterborough Cattlemens & Victoria Beef Farmers Special Stocker Sale!**

At Denfield Livestock Exchange Inc.: **January 9, 2024: 225 Fed Cattle, 129 Cows, 6 Bulls, 21 Veal, 9 stockers**

| | Price Range | Average | Top |
|--|---------------|---------|--------|
| Large & Medium Frame Fed Steers +1250 lbs | 220.00-233.00 | 225.88 | 259.00 |
| Large & Medium Frame Fed Heifers +1000 lbs | 222.75-228.75 | 225.15 | 234.50 |
| Fed Steers, Dairy & Dairy Cross +1250 lbs | 178.00-220.00 | 206.95 | 220.00 |
| Fed Heifers, Dairy & Dairy Cross +1000 lbs | 170.00-222.00 | 205.64 | 222.00 |
| Cows | 94.00-122.00 | 109.41 | 169.00 |
| Veal +600 lbs | 218.00-235.50 | 227.21 | 265.50 |

At Aylmer Stockyards Inc.: **January 10, 2024 - 16 Veal, 196 Cows, 72 Fed cattle, 1 Bull, 27 Stockers**

| | Price Range | Average | Top |
|--|---------------|---------|--------|
| Large & Medium Frame Steers +1250 | 184.00-218.50 | 211.39 | 218.50 |
| Large & Medium Frame Heifers +1000 | 170.99-220.00 | 202.80 | 220.00 |
| Fed Heifers, dairy & dairy cross 1000+ lbs | 140.99-185.00 | 175.09 | 185.00 |
| Cows | 89.00-150.00 | 117.79 | 150.00 |
| Veal calves 600 lbs + | 118.99-247.50 | 202.09 | 247.50 |

ONTARIO STOCKER & FEEDER TRADE

Stocker sale at Brussels Livestock: **January 5, 2024-461 Stockers**

| Steers | Price Range | Average | Top | Heifers | Price Range | Average | Top |
|---------|---------------|---------|--------|---------|---------------|---------|--------|
| 1000+ | 274.50-293.00 | 284.13 | 298.00 | 900+ | 240.00-253.00 | 248.84 | 253.00 |
| 900-999 | 277.50-285.50 | 281.16 | 291.00 | 800-899 | 214.00-260.00 | 236.18 | 273.00 |
| 800-899 | 254.00-320.00 | 283.06 | 320.00 | 700-799 | 226.00-240.50 | 233.24 | 248.00 |
| 700-799 | 238.00-335.00 | 284.14 | 365.00 | 600-699 | 221.00-291.50 | 249.03 | 291.50 |
| 600-699 | 260.00-341.50 | 297.13 | 382.00 | 500-599 | 225.00-283.00 | 248.29 | 300.00 |
| 500-599 | 294.00-352.00 | 327.27 | 357.00 | 400-499 | 175.00-313.00 | 264.50 | 313.00 |

Stocker sale at Community Livestock Exchange: **January 9, 2024: 128 Stockers**

| Steers | Price Range | Average | Top | Heifers | Price Range | Average | Top |
|---------|---------------|---------|--------|---------|---------------|---------|--------|
| 600-699 | 212.50-347.50 | 386.69 | 347.50 | 700-799 | 200.00-235.99 | 216.90 | 235.99 |
| 500-599 | 194.99-395.00 | 300.09 | 395.00 | 600-699 | 130.00-245.00 | 215.49 | 245.00 |
| 400-499 | 260.00-409.99 | 325.19 | 409.99 | 500-599 | 185.00-264.99 | 230.20 | 264.99 |
| | | | | 400-499 | 164.99-289.99 | 243.80 | 289.99 |

Jan 26th @ 11:00 am- Quinte Cattlemen's Special Stocker Sale!

Stocker sale at Renfrew Pontiac Livestock: **January 9, 2024: 259 Stockers**

| Steers | Price Range | Average | Top | Heifers | Price Range | Average | Top |
|---------|---------------|---------|--------|---------|---------------|---------|--------|
| 800-899 | 167.50-300.00 | 272.50 | 300.00 | 800-899 | 157.49-239.99 | 218.29 | 239.99 |
| 700-799 | 175.00-320.00 | 283.80 | 320.00 | 700-799 | 175.00-285.00 | 262.19 | 285.00 |
| 600-699 | 225.00-385.00 | 331.59 | 385.00 | 600-699 | 194.99-317.49 | 295.69 | 317.49 |
| 500-599 | 214.99-381.00 | 321.39 | 381.00 | 500-599 | 197.50-337.00 | 293.59 | 337.00 |
| 400-499 | 250.00-445.00 | 370.19 | 445.00 | 400-499 | 175.00-337.99 | 269.89 | 337.99 |
| 399- | 245.00-375.00 | 309.79 | 375.00 | | | | |

Stocker sale at Ontario Livestock Exchange: **January 10, 2024 - 364 Stockers**

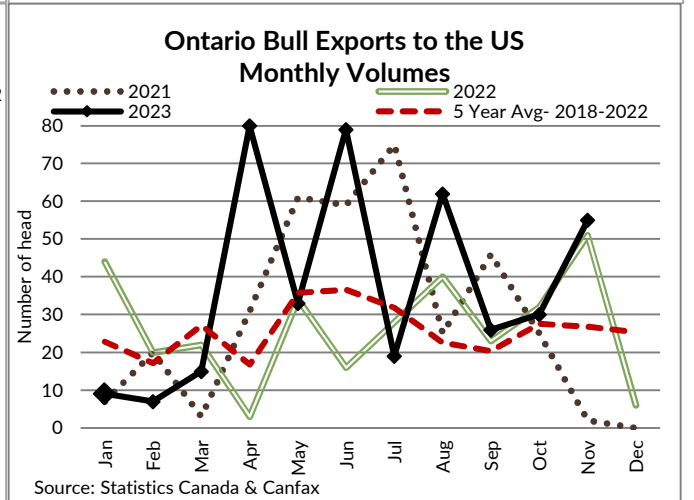
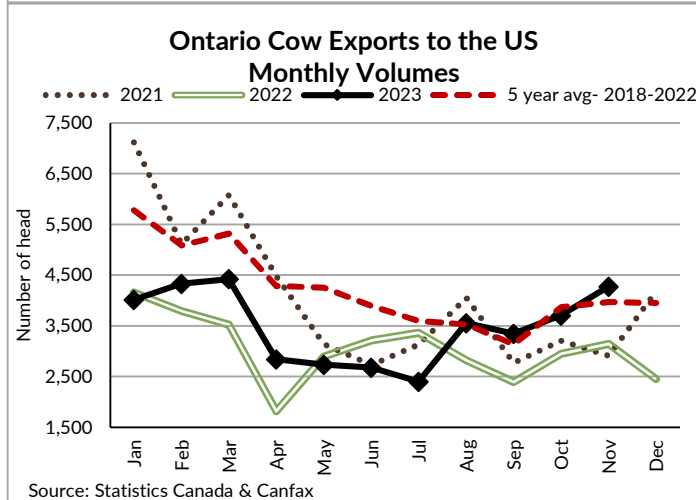
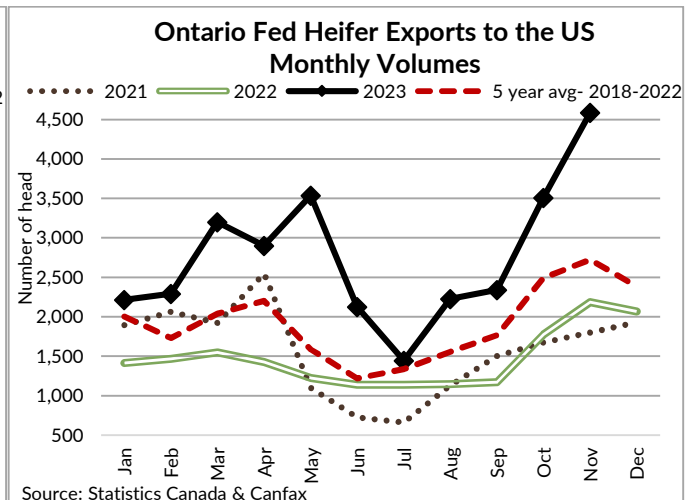
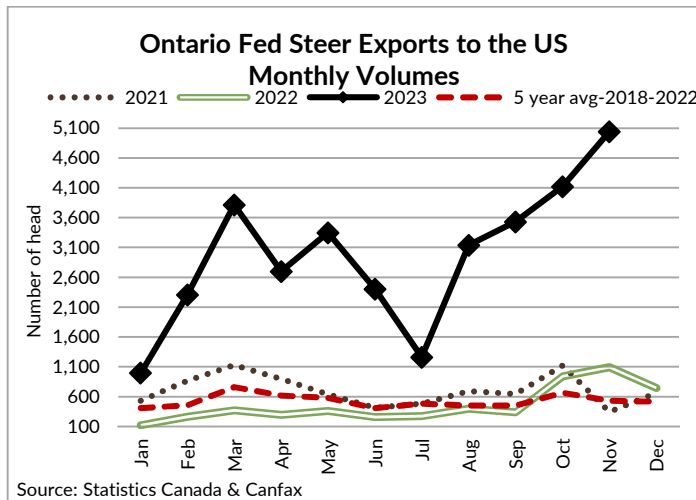
| Steers | Price Range | Average | Top | Heifers | Price Range | Average | Top |
|---------|---------------|---------|--------|---------|-------------|---------|-----|
| 1000+ | 285.00-310.00 | 295.47 | 310.00 | | | | |
| 900-999 | 292.00-307.50 | 302.00 | 307.50 | | | | |
| 800-899 | 230.00-295.00 | 262.50 | 295.00 | | | | |

Stocker sale at Ontario Livestock Exchange: **January 11, 2024: 338 Stockers**

| Steers | Price Range | Average | Top | Heifers | Price Range | Average | Top |
|---------|---------------|---------|--------|---------|---------------|---------|--------|
| 1000+ | 142.00-262.50 | 225.08 | 262.50 | 900+ | 212.00-230.00 | 220.42 | 232.50 |
| 900-999 | 207.50-277.00 | 234.31 | 277.00 | 800-899 | 210.00-245.00 | 222.79 | 245.00 |
| 800-899 | 255.00-295.00 | 272.50 | 295.00 | 700-799 | 200.00-227.50 | 214.72 | 227.50 |
| 700-799 | 215.00-330.00 | 270.66 | 345.00 | 600-699 | 175.00-282.50 | 239.00 | 282.50 |
| 600-699 | 220.00-340.00 | 291.42 | 340.00 | 500-599 | 185.00-292.50 | 242.56 | 345.00 |
| 500-599 | 205.00-300.00 | 242.14 | 370.00 | 400-499 | 200.00-250.00 | 225.70 | 270.00 |
| 400-499 | 205.00-300.00 | 242.27 | 355.00 | 300-399 | 165.00-240.00 | 203.50 | 270.00 |
| 399- | 115.00-280.00 | 172.50 | 280.00 | | | | |

Stocker sale at Ontario Stockyards Inc: **January 11, 2024: 488 Stockers**

| Steers | Price Range | Average | Top | Heifers | Price Range | Average | Top |
|---------|---------------|---------|--------|---------|---------------|---------|--------|
| 1000+ | 185.00-265.00 | 234.93 | 265.00 | 900+ | 212.50-237.00 | 227.52 | 237.00 |
| 900-999 | 173.00-272.00 | 217.19 | 287.00 | 800-899 | 190.00-230.00 | 213.33 | 230.00 |
| 800-899 | 247.00-299.00 | 283.53 | 302.50 | 700-799 | 222.00-282.50 | 254.72 | 294.00 |
| 700-799 | 292.00-334.00 | 319.35 | 334.00 | 600-699 | 252.50-340.00 | 300.97 | 340.00 |
| 600-699 | 300.00-355.00 | 324.12 | 381.00 | 500-599 | 270.00-324.00 | 292.55 | 357.50 |
| 500-599 | 325.00-397.00 | 374.46 | 397.00 | 400-499 | 280.00-336.00 | 311.98 | 336.00 |
| 400-499 | 366.00-417.50 | 399.06 | 441.00 | | | | |
| 399- | 340.00-415.00 | 389.57 | 415.00 | | | | |



WEEKLY LIVE CATTLE EXPORTS-ONTARIO

| | Week ending Dec 23, 2023 | Week ending Dec 16, 2023 | Year to Date |
|--|--------------------------|--------------------------|--------------|
| Total live slaughter cattle exported <i>through Ontario ports to the U.S.</i> | 2,276 | 3,363 | 135,865 |
| Steers & Heifers & Cows | 2,188 | 3,259 | 130,514 |
| Bulls | 88 | 104 | 5,351 |

ONTARIO- FEDERALLY INSPECTED PROCESSING-Canfax/CBGA-2023

| | Week Ending Dec 30, 2023 | # of hd change from week ago | YTD | % Change (Week Ago) | % Change (Year Ago) |
|-------------|-----------------------------|---------------------------------|---------|------------------------|------------------------|
| Grand Total | 6,008 | -4,648 | 557,467 | -43.6% | -8.6% |

ONTARIO- FEDERALLY INSPECTED PROCESSING-Canfax/CBGA-2024

| | Week Ending Jan 6, 2024 | # of hd change from week ago | YTD | % Change (Week Ago) | % Change (Year Ago) |
|-------------|----------------------------|---------------------------------|-------|------------------------|------------------------|
| Grand Total | 9,237 | +3,229 | 9,237 | +53.7% | -17% |

CANADIAN- FEDERALLY INSPECTED PROCESSING-Canfax/CBGA-2023

| | Week Ending Dec 30, 2023 | # of hd change from week ago | YTD | % Change (Week Ago) | % Change (Year Ago) |
|--------------------|-----------------------------|---------------------------------|-----------|------------------------|------------------------|
| Grand Total | 41,478 | -18,907 | 3,144,571 | -31% | -4% |
| Western Processing | 34,387 | -13,787 | 2,503,981 | -29% | -4% |
| Eastern Processing | 7,091 | -5,120 | 640,590 | -42% | -6% |

CANADIAN- FEDERALLY INSPECTED PROCESSING-Canfax/CBGA-2024

| | Week Ending Jan 6, 2024 | # of hd change from week ago | YTD | % Change (Week Ago) | % Change (Year Ago) |
|--------------------|----------------------------|---------------------------------|--------|------------------------|------------------------|
| Grand Total | 58,897 | +17,419 | 58,897 | +42% | -4% |
| Western Processing | 48,426 | +14,039 | 48,426 | +41% | -1% |
| Eastern Processing | 10,471 | +3,380 | 10,471 | +48% | -15% |

AVERAGE CARCASS WEIGHTS – CANADA-Canfax/CBGA-2023

| | Steers | Heifers |
|--------------|--------|---------|
| Dec 30, 2023 | 989 | 867 |
| Dec 23, 2023 | 989 | 867 |
| Dec 31, 2022 | 939 | 828 |

AVERAGE CARCASS WEIGHTS – CANADA-Canfax/CBGA-2024

| | Steers | Heifers |
|--------------|--------|---------|
| Jan 6, 2024 | 984 | 878 |
| Dec 30, 2023 | 965 | 861 |
| Jan 7, 2023 | 937 | 821 |

AVERAGE CARCASS WEIGHTS – ONTARIO-Canfax/CBGA-2023

| | Steers | Heifers |
|--------------|--------|---------|
| Dec 30, 2023 | 950 | 847 |
| Dec 23, 2023 | 962 | 855 |
| Dec 31, 2022 | 967 | 868 |

AVERAGE CARCASS WEIGHTS – ONTARIO-Canfax/CBGA-2024

| | Steers | Heifers |
|--------------|--------|---------|
| Jan 6, 2024 | 974 | 851 |
| Dec 30, 2023 | 950 | 847 |
| Jan 7, 2023 | 983 | 857 |

USDA ESTIMATED CATTLE PROCESSING VOLUME

| | Week Ending January 13, 2024 | Previous Week | Year Ago |
|-------------|---------------------------------|---------------|----------|
| Grand Total | 549,000 | 551,000 | 661,000 |

QUEBEC ELECTRONIC AUCTION MARKET (F.O.B. THE FEEDLOT)

| | Price | Change from Last Week |
|--------------------------------------|--------|-----------------------|
| For the week ending January 11, 2024 | 376.50 | +1.25 |

ALBERTA DIRECT TRADE

Alberta's direct trade: for the week ending January 11, 2024

| | | | | |
|---------|-----------|-----|-----------|---------------|
| Steers | Live- FOB | N/T | Rail- FOB | 363.00-365.50 |
| Heifers | Live- FOB | N/T | Rail- FOB | 363.00-365.00 |

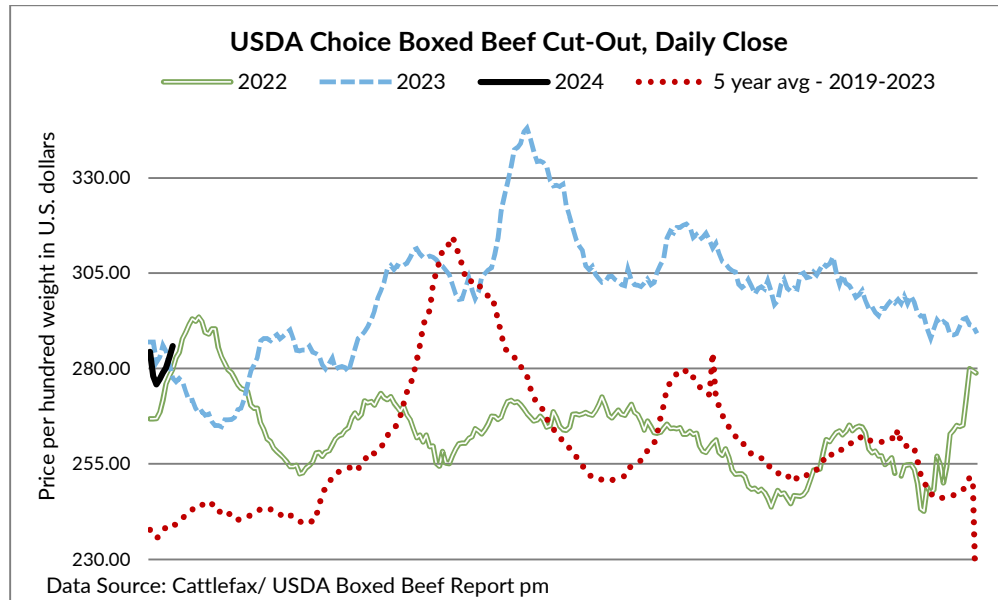
U.S. TRADE (U.S. funds)

The U.S. cash cattle trade: for the week ending January 4, 2024

| | | |
|---------------------------------------|------|---------------|
| Choice and Select Steers and Heifers: | Live | 170.00-175.00 |
| | Rail | 272.00-276.00 |

U.S. BOXED BEEF CUT-OUT VALUES (U.S. funds)

| | Choice 600-900 | Select 600-900 |
|--------------------------|-------------------|-------------------|
| Current Five Day Average | 281.02 | 263.72 |



BEEF EXPORTS - CANADA (AAFC)

| | Change from last year YTD | | Change from last year YTD |
|-------------------------------------|-------------------------------|---|------------------------------|
| United States Jan 1- Oct 31/2023 | | Mexico Jan 1- Oct 31/2023 | |
| Total 304,199 tonnes | +2% or +5,464 tonnes | 26,426 tonnes | +21% or +4,563 tonnes |
| Japan Jan 1- Oct 31/2023 | | South Korea Jan 1- Oct 31/2023 | |
| Total 38,249 tonnes | -34% or -19,544 tonnes | 11,498 tonnes | -28% or -4,438 tonnes |
| Viet Nam Jan 1- Oct 31/2023 | | Total Beef Exports Jan 1- Oct 31/2023 | |
| Total 10,305 tonnes | -28% or -4,029 tonnes | 406,481 tonnes | -5% or -20,272 tonnes |

LIVE CATTLE – CANADA (AAFC)

| IMPORTS | <i>Import % change from 2022 YTD</i> | EXPORTS | <i>Export % change from 2022 YTD</i> |
|---------------------------|--|-----------------------------------|--|
| <i>Jan 1- Oct 31/2023</i> | | <i>Jan 1- Dec 16/2023</i> | |
| Pure bred | 8,122 -27% | Processing steers, heifers & cows | 486,134 +1% |
| Non-pure bred | 251,634 +10% | Feeder cattle & calves | 172,761 -12% |
| | | Bulls | 37,034 -11% |

BEEF IMPORTS – CANADA (AAFC)

| | <i>Jan 1 – Dec 23, 2023</i> | <i>Last Year Same Time</i> | <i>% Change</i> |
|-------------------------|-----------------------------|----------------------------|-----------------|
| United States | 103,364 tonnes | 106,634 tonnes | -3% |
| Uruguay | 19,926 tonnes | 10,170 tonnes | +96% |
| Mexico | 8,488 tonnes | 9,658 tonnes | -12% |
| Australia | 11,306 tonnes | 6,883 tonnes | +64% |
| Non-CUSMA | 51,185 tonnes | 34,631 tonnes | +48% |
| EU-27 (beef/veal total) | 11,575 tonnes | 15,999 tonnes | -28% |
| Total | 181,027 tonnes | 170,880 tonnes | +6% |

BEEF PRODUCTION – CANADA (AAFC)

| | <i>Jan 1 – Dec 23, 2023</i> | <i>Last Year Same Time</i> | <i>% Change</i> |
|---------|-----------------------------|----------------------------|-----------------|
| Fed | 1,045,257 tonnes | 1,121,717 tonnes | -7% |
| Non-fed | 174,008 tonnes | 159,403 tonnes | +9% |

CHICAGO MERCANTILE EXCHANGE

Closing quotes on futures **today** were as follows:

| Live Cattle | | | Feeder | | | Corn | | |
|--------------------|------------------|-------|---------------|------------------|-------|-------------|-----------------|-------|
| | <i>US \$ cwt</i> | | | <i>US \$ cwt</i> | | | <i>US \$/bu</i> | |
| Feb | 171.37 | -0.42 | Jan | 226.57 | +0.30 | Mar | 4.470 | -10.6 |
| Apr | 174.17 | -0.40 | Mar | 227.70 | +0.30 | May | 4.590 | -10.6 |
| Jun | 171.62 | -0.35 | Apr | 233.00 | +0.27 | Jul | 4.682 | -10.6 |
| Aug | 172.07 | -0.32 | May | 237.82 | +0.35 | Sep | 4.742 | -8.6 |
| Oct | 176.97 | -0.17 | Aug | 253.85 | +0.57 | Dec | 4.816 | -8.0 |
| Dec | 181.02 | -0.10 | Sep | 256.82 | +0.60 | Mar | 4.926 | -7.6 |

| Soybeans | | | Soft Red Winter Wheat | | | Canadian \$ | | |
|-----------------|-----------------|-------|------------------------------|-----------------|------|--------------------|-----------------|-------|
| | <i>US \$/bu</i> | | | <i>US \$/bu</i> | | | <i>US \$/bu</i> | |
| Jan | 12.056 | -25.4 | Mar | 5.960 | -7.6 | Spot | 74.59 | -0.05 |
| Mar | 12.242 | -12.2 | May | 6.100 | -6.6 | Mar | 74.66 | -0.05 |
| May | 12.356 | -12.2 | Jul | 6.184 | -6.2 | Jun | 74.73 | -0.05 |
| Jul | 12.442 | -11.6 | Sep | 6.296 | -6.0 | Sep | 74.78 | -0.06 |
| Aug | 12.334 | -11.0 | Dec | 6.444 | -5.6 | Dec | 74.83 | -0.07 |
| Sep | 12.094 | -8.0 | Mar | 6.570 | -5.2 | Mar | 74.87 | -0.06 |

Beef Farmers of Ontario | Phone: 519.824.0334 | Fax: 519.824.9101 | Email: markets@ontariobeef.com

ONTARIO STOCKER & FEEDER SPECIAL FALL SALES

| | | | |
|--------|----------|------------------------------------|---|
| Jan 26 | 11:00 am | Community Livestock Exchange | Quinte Cattlemen's Stocker Sale |
| Jan 31 | 10:00 am | Kawartha Lakes Community Sale Barn | Peterborough/Victoria Counties Stocker Sale |

Comments for the week ending January 11, 2024

Larger receipts of fed steers and heifers sold this week as most auction markets returned to regular schedules. 404 fed cattle sold this week up 259 from the week before and 34 more than this time last year. Fed steers saw a full trading range of \$210.04-\$228.27 cwt averaging \$222.03 up \$5.52 from the week before and \$32.81 stronger than year ago prices. Fed heifers sold from \$209.49-\$227.19 averaging \$219.67 cwt up \$11.17 from last week on average and \$33.07 higher than last year at this time. Auction markets reported trade as steady to

last week but under pressure from pre-holiday sales. By mid-week trade was noted as \$2.00-\$3.00 cwt higher and ended the week on a steady trade.

The Ontario railgrade market this week saw prices holding fully steady. The previous Friday sales were reported at \$375.00 cwt dressed for steers with heifers trading at \$374.00 with delivery the week of January 15th. Monday the market was quiet with no bids reported. As the week progressed trade was noted at steady prices with delivery the weeks of January 15th and January 22nd depending on the purchasing packer. This week's price averaged \$49.00 cwt stronger than last year at this time. U.S. packer buying interest in Ontario this week was also reported.

The Boxed Beef Report by Kevin Grier noted the holiday beef market overview: "Beef movement at retail over the holiday period was sluggish but within merchandiser's budgeted expectations. Except for one or two outliers, retailers were not shy about putting beef on the front page of the flyer at higher prices over the Christmas period. Retailers are now working at a new pricing plateau given the past three years of exceptionally high cutouts. Buyers would have dealt with the highest priced Christmas ribs ever. They are not going to "invest" or subsidize packer offerings to put a sharp price on the front of the flyer." Kevin also reports Canadian buyer activity: "Foodservice buyers will still be looking for lay-away and inventory building but will likely be more cautious than usual. Retail buyers did not need much fill-in beef after the holidays. February and March features are shaping up to be typical winter items."

Larger receipts of 2,495 fed/cull cows sold through auction markets this week up 490 from the week prior but 675 fewer than the same week last year. Cows sold from \$99.15-\$131.81 cwt averaging \$113.64 up \$0.76 cwt from the week before and \$26.98 higher than year ago prices. Auction markets reported a good demand with active trading and prices steady to higher, with one market noting sales up by \$10.00 cwt from pre-holiday prices. As the week progressed trade was steady to fully steady. 371 of this week's offering were beef cows up 219 head from last week's light volumes, averaging \$119.69 down \$6.25 cwt from last week's trade (prices were high last week on light receipts). 2,124 dairy cows sold this week up 271 head from last week averaging \$111.56 up \$0.67 cwt from the week before.

There were a few more stocker and feeder cattle show up to markets this week but volumes were still light with just 2,249 head sold, up 1,412 from last week's limited trade but 741 fewer than last year at this time. Auction markets reported trade as active across the board with sales continuing steady. By Wednesday heavier cattle were noted as selling actively at higher prices. By week's end calves were selling actively on a strong market with all others selling selectively at barely steady prices. Actual average prices this week saw steers 500-600 lbs up \$3.84 from last week on average, 600-700 lbs up \$21.29, 700-800 lbs up \$22.10, 800-900 lbs down \$13.93 cwt, 900-1000 lbs were up \$14.52 while steers 1000 lbs were down \$0.51 cwt from last week on average. Heifers from 500-600 lbs averaged \$23.49 higher than last week, 600-700 lbs up \$17.10, 700-800 lbs were down \$2.24 cwt on average, 800-900 lbs up \$0.39 and heifers 900 lbs plus were off by \$13.96. A few categories last week did not sell enough to establish a price.

The Quebec electronic market this week sold at \$376.50 cwt dressed on a picked-up basis, up \$1.25 cwt from last week on average.

Alberta direct trade was light this week with Canfax reporting trade on Wednesday from \$360.00-\$368.00 cwt delivered on a dressed basis. Thursday light trade continued at \$365.00 cwt dressed which is steady to a couple of dollars easier than Wednesday. Canfax reports: "Cattle that traded and were bid on were being scheduled anywhere from late January to mid-March delivery, depending on the packer. With longer pick up times some producers were negotiating flat bids with no heavy weight carcass discounts."

The U.S. cash cattle trade the week ending January 5th saw light trade in the north Wednesday and Thursday with a few scattered deals on Friday with sales from \$273.00-\$279.00 dressed, mainly \$274.00-\$275.00 cwt up \$1.00-\$2.00 cwt on average from the previous week with some live trade from \$172.00-\$176.00, mainly \$174.00-\$175.00 up \$1.00-\$2.00. Light trade in the south on Friday ranged from \$172.00-\$173.00 live, steady to \$1.00 cwt higher. Final results posted by the USDA Mandatory Price Report saw overall average prices for live steers at \$174.01 with heifers averaging \$173.85 both averaging \$1.77 cwt stronger. On the rail, steers averaged \$274.78 dressed up \$1.91 while heifers averaged \$274.32 up \$0.73.

The U.S. cash cattle trade this week has been extremely quiet as most feeding states have been dealing with extreme winter storms. A light test was noted on Wednesday in Iowa with sales steady to last week's trade at \$175.00 live and \$275.00 dressed. Thursday saw light trade in Iowa at prices steady to Wednesday while Nebraska was reported at \$272.00-\$275.00 dressed, steady to \$2.00 lower. The south remained at a standstill. Today a light test is starting to develop in Colorado at \$173.00 live and \$273.00 dressed, down \$2.00 cwt from last week but sales are limited. A light test in Nebraska is surfacing at \$173.00-\$174.00 live, steady to \$1.00 lower with bids noted at \$273.00 dressed. Light trade is developing in the south this afternoon at \$172.00 live which is steady to the bottom of last week's trade and \$1.00 lower on average. Many are still digging out from the winter storms this week which could limit the volume sold. The severe winter weather this week has slowed processing as some plants cancelled shifts due to weather, power, transportation and other issues associated with the storms. Cattle weights are declining in the severe weather and there are reports some feedlots are pulling cattle from this week's show list and holding on for a couple of weeks.