



WEEKLY MARKET INFORMATION REPORT – FOR THE WEEK ENDING THURSDAY January 18, 2024

The following information is collected from various sources and disseminated by Beef Farmers of Ontario.

ONTARIO DIRECT TO PACKER RAILGRADE CATTLE TRADE

Prices are on a carcass weight basis before grade and weight discounts:

A Grade Steers **375.00**
A Grade Heifers **374.00**

ONTARIO LIVE CATTLE TRADE

Ontario auction sales this week saw weighted average price ranges for:

FED CATTLE	Volume	Price Range	Average	Top	Last Week Avg
Large Frame Steers +1250	73	221.23-232.21	226.39	246.50	221.71
Medium Frame Steers +1250	75	215.73-227.41	221.33	237.00	220.83
Large & Medium Frame Steers +1250	148	216.36-230.18	223.08	246.50	222.03
Large Frame Heifers +1000	26	215.23-226.38	220.45	238.00	220.87
Medium Frame Heifers +1000	78	207.81-225.07	217.03	247.50	218.49
Large & Medium Frame Heifers +1000	104	206.86-226.86	219.15	247.50	219.67
Fed steers, Dairy & Dairy Cross +1250	26	186.38-207.92	194.84	208.00	191.38
Fed heifers, Dairy & Dairy Cross +1000	79	144.41-181.88	162.78	200.00	175.67
Cows - All Weights	2,146	103.79-141.18	119.93	202.00	113.64
Bulls - All Weights	80	128.54-157.34	143.51	196.50	145.17

STOCKERS - Large and Medium Frame

STEERS	Volume	Price Range	Average	Top	Last Week Avg
1000+	537	276.89-302.69	293.57	310.00	284.84
900-999	310	295.80-316.50	303.39	329.00	281.13
800-899	219	289.37-324.90	310.26	346.00	275.74
700-799	289	268.21-333.60	307.78	350.00	285.88
600-699	448	270.86-362.17	332.76	375.00	307.01
500-599	270	272.75-391.78	343.61	430.00	315.78
400-499	207	321.58-423.38	379.58	441.00	342.22
-399	47	216.54-373.22	303.73	650.00	343.92

STOCKERS - Large and Medium Frame

HEIFERS	Volume	Price Range	Average	Top	Last Week Avg
+900	134	206.21-245.57	227.36	264.00	223.71
800-899	81	213.24-256.72	239.40	272.00	222.15
700-799	159	262.40-301.64	286.93	329.00	231.45
600-699	362	248.79-305.29	283.34	325.00	269.92
500-599	306	238.74-320.20	283.84	355.00	267.26
400-499	181	238.18-328.40	293.63	365.00	273.19
300-399	41	202.44-269.41	237.03	400.00	223.74
-299	10	282.00-317.00	299.50	500.00	276.59

At Kawartha Lakes Community Sale Barn: **January 13, 2024-132 cows, 3 bulls, 30 veal, 6 fed cattle, 11 stockers**

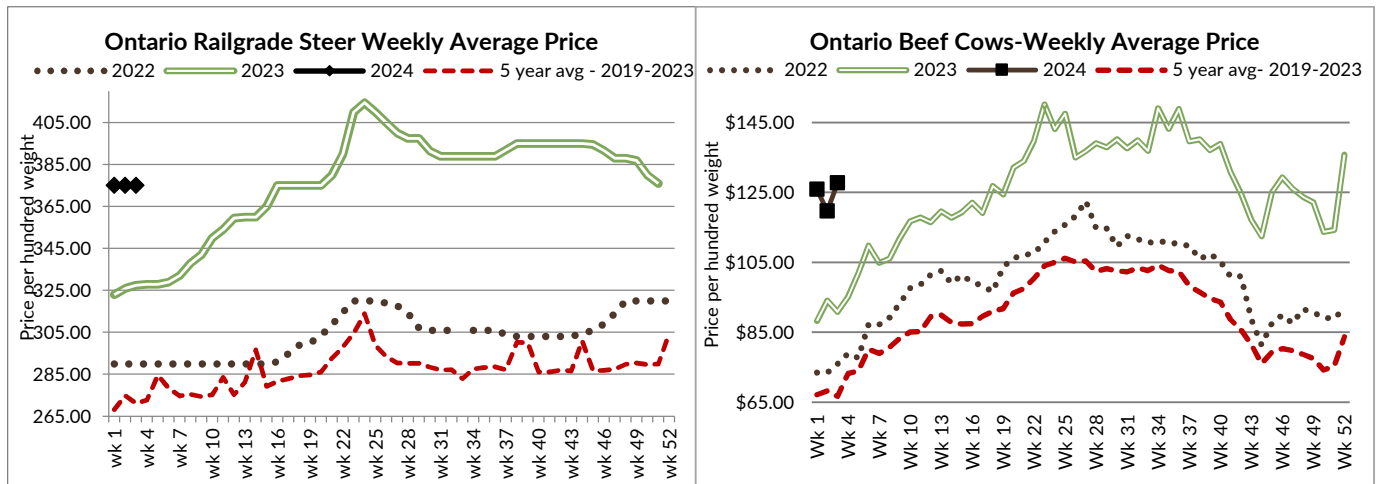
	Price Range	Avg.	Top
Cows	104.00-135.00	114.01	170.00
Veal Calves 600 lbs plus	182.50-240.00	205.25	240.00
Veal Calves 125 lbs & under	137.50-900.00	367.60	900.00

At Denfield Livestock Exchange Inc.: **January 16, 2024: 112 Fed Cattle, 67 Cows, 1 Bull, 11 Veal, 2 stockers**

	Price Range	Average	Top
Large & Medium Frame Fed Steers +1250 lbs	224.00-232.25	227.54	246.50
Large & Medium Frame Fed Heifers +1000 lbs	217.00-227.25	223.18	228.75
Cows	95.00-140.00	117.03	161.00
Veal +600 lbs	228.00-240.00	232.00	240.00

At Aylmer Stockyards Inc.: **January 17, 2024 - 19 Veal, 209 Cows, 26 Fed cattle, 5 Bulls, 20 Stockers**

	Price Range	Average	Top
Fed Heifers, dairy & dairy cross 1000+ lbs	151.00-186.49	17.39	186.49
Cows	86.99-169.99	124.30	184.49
Veal calves 600 lbs +	155.00-252.00	205.50	252.00



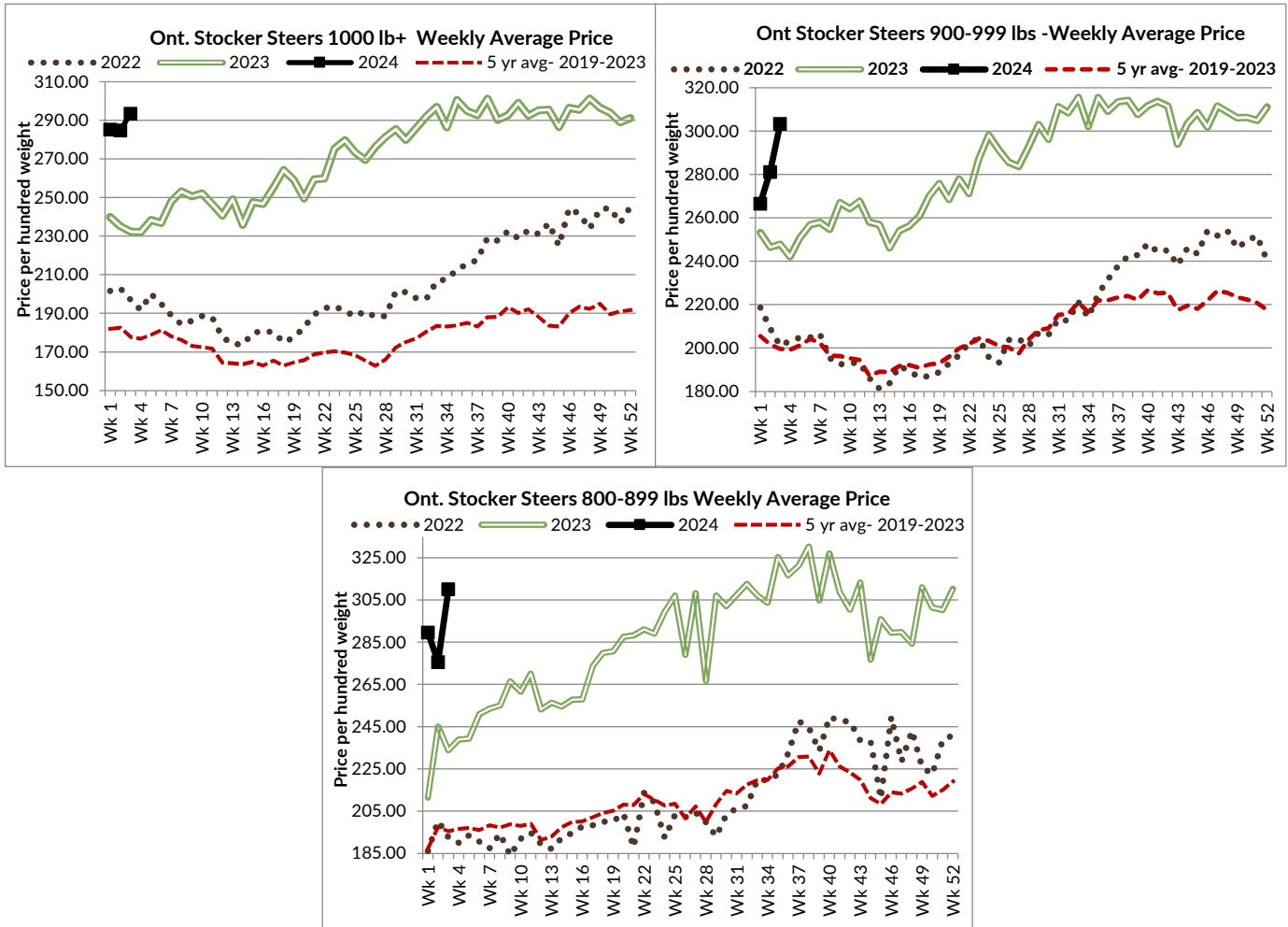
ONTARIO STOCKER & FEEDER TRADE

Stocker sale at Brussels Livestock: **January 12, 2024-846 Stockers**

Steers	Price Range	Average	Top	Heifers	Price Range	Average	Top
1000+	271.00-300.0	290.34	305.00	900+	223.25-253.00	238.77	264.00
900-999	293.00-323.00	303.35	329.00	800-899	225.00-272.00	245.05	272.00
800-899	320.00-346.00	334.27	346.00	700-799	224.00-252.50	239.86	252.50
700-799	285.00-340.00	316.02	340.00	600-699	240.00-292.00	269.77	294.00
600-699	308.00-367.00	334.58	374.00	500-599	230.00-300.00	274.56	322.00
500-599	340.00-417.50	375.10	430.00	400-499	270.00-327.00	288.59	355.00
400-499	363.00-435.00	393.58	441.00	300-399	285.00-305.00	302.50	400.00
399-	250.00-385.00	328.85	385.00				

Stocker sale at Community Livestock Exchange: **January 16, 2024: 78 Stockers**

Steers	Price Range	Average	Top	Heifers	Price Range	Average	Top
700-799	184.00-287.50	252.49	287.50	600-699	200.00-270.00	225.89	270.00
600-699	257.50-339.99	312.00	339.99	500-599	169.99-300.00	260.80	300.00
500-599	279.99-370.99	319.89	370.99	400-499	200.00-300.00	251.60	300.00
400-499	235.00-425.00	354.70	425.00				



Stocker sale at Keady Livestock Market: January 16, 2024- 576 Stockers

Steers	Price Range	Average	Top	Heifers	Price Range	Average	Top
1000+	268.00-295.00	288.68	295.00	700-799	290.00-390.00	320.52	329.00
900-999	305.00-306.00	305.67	306.00	600-699	305.00-325.00	314.37	325.00
800-899	291.00-300.00	291.00	300.00	500-599	297.50-325.00	316.63	325.00
700-799	270.00-338.00	313.58	338.00	400-499	225.00-305.00	280.75	305.00
600-699	330.00-375.00	348.64	375.00				
500-599	392.50-400.00	392.50	400.00				
400-499	412.50-431.00	427.71	431.00				

The next regular sale is on Feb 16th @ 9:00 am.

Stocker sale at Renfrew Pontiac Livestock: January 16, 2024: 490 Stockers

Steers	Price Range	Average	Top	Heifers	Price Range	Average	Top
800-899	282.50-297.50	291.50	297.50	800-899	200.00-245.00	235.40	245.00
700-799	214.99-325.00	293.59	325.00	700-799	225.00-277.49	241.69	277.41
600-699	212.50-360.00	332.90	360.00	600-699	189.99-316.99	275.00	316.99
500-599	204.99-407.50	340.70	407.50	500-599	182.49-350.00	272.69	350.00
400-499	250.00-429.99	368.80	429.99	400-499	220.00-335.00	301.50	335.00
399-	264.99-420.00	349.19	420.00	300-399	175.00-239.99	215.49	239.99

Stocker sale at Ontario Livestock Exchange: January 17, 2024 - 459 Stockers

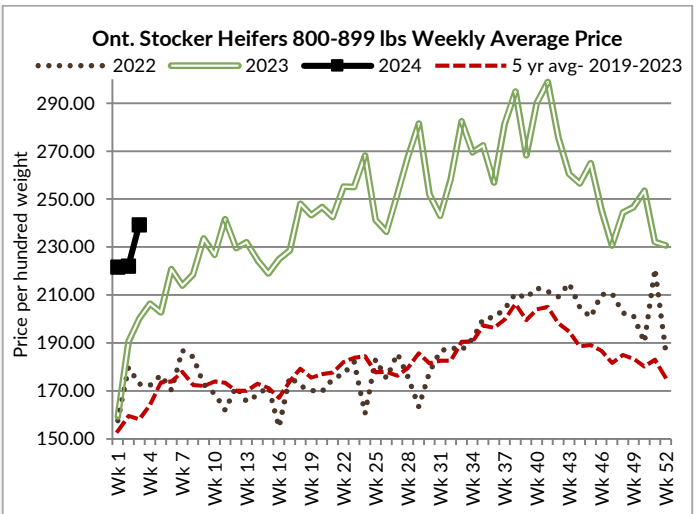
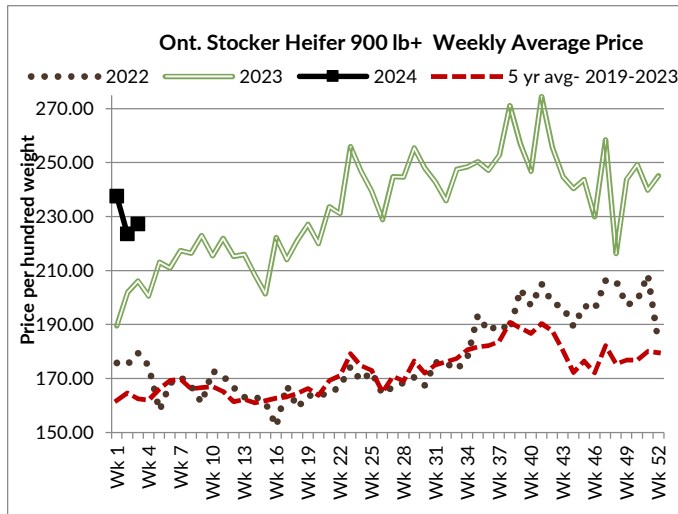
Steers	Price Range	Average	Top	Heifers	Price Range	Average	Top
1000+	287.00-310.00	300.42	310.00	900+	257.50-258.00	257.83	258.00
900-999	304.50-320.00	310.65	320.00				
800-899	331.50-346.00	340.88	346.00				

Stocker sale at Ontario Livestock Exchange: **January 18, 2024: 293 Stockers**

Steers	Price Range	Average	Top	Heifers	Price Range	Average	Top
800-899	170.00-282.50	240.00	320.00	900+	140.00-225.00	185.89	252.50
700-799	242.50-309.00	279.85	320.00	800-899	210.00-265.00	248.75	265.00
600-699	250.00-362.50	324.82	362.50	700-799	220.00-262.50	235.50	262.50
500-599	230.00-340.00	297.18	422.50	600-699	207.50-282.50	252.84	287.50
400-499	185.00-340.00	270.38	432.50	500-599	235.00-310.00	263.10	310.00
399-	220.00-330.00	272.50	380.00	400-499	225.00-317.50	275.56	317.50
				300-399	175.00-280.00	248.33	280.00

Stocker sale at Ontario Stockyards Inc: **January 18, 2024: 761 Stockers**

Steers	Price Range	Average	Top	Heifers	Price Range	Average	Top
1000+	215.00-289.00	256.08	289.00	800-899	217.50-259.00	238.09	259.00
900-999	232.00-275.00	244.14	276.00	700-799	253.00-308.00	279.31	308.00
800-899	237.50-312.50	285.98	312.50	600-699	256.00-309.00	290.68	321.00
700-799	295.00-347.50	324.26	350.00	500-599	278.00-320.00	302.23	355.00
600-699	295.00-372.00	344.53	372.00	400-499	265.00-350.00	315.54	365.00
500-599	297.50-412.00	360.21	412.00	300-399	160.00-272.00	200.59	325.00
400-499	315.00-440.00	377.04	440.00				
399-	165.00-431.00	332.00	431.00				



WEEKLY LIVE CATTLE EXPORTS-ONTARIO

	Week ending Dec 30, 2023	Week ending Dec 23, 2023	Year to Date
Total live slaughter cattle exported through Ontario ports to the U.S.	1,360	2,276	137,225
Steers & Heifers & Cows	1,340	2,188	131,854
Bulls	20	88	5,371

ONTARIO- FEDERALLY INSPECTED PROCESSING-Canfax/CBGA-2024

	Week Ending Jan 13, 2024	# of hd change from week ago	YTD	% Change (Week Ago)	% Change (Year Ago)
Grand Total	11,683	+2,446	20,920	+26.5%	-11.7%

CANADIAN- FEDERALLY INSPECTED PROCESSING-Canfax/CBGA-2024

	Week Ending Jan 13, 2024	# of hd change from week ago	YTD	% Change (Week Ago)	% Change (Year Ago)
Grand Total	61,808	+2,911	120,705	+5%	-4%
Western Processing	48,533	+107	96,959	+0%	-2%
Eastern Processing	13,275	+2,804	23,746	+27%	-11%

AVERAGE CARCASS WEIGHTS – CANADA-Canfax/CBGA-2024

	Steers	Heifers
Jan 13, 2024	987	867
Jan 6, 2024	984	878
Jan 14, 2023	932	822

AVERAGE CARCASS WEIGHTS – ONTARIO-Canfax/CBGA-2024

	Steers	Heifers
Jan 13, 2024	969	847
Jan 6, 2024	974	851
Jan 14, 2023	983	857

USDA ESTIMATED CATTLE PROCESSING VOLUME

	Week Ending January 20, 2024	Previous Week	Year Ago
Grand Total	617,000	546,000	647,000

QUEBEC ELECTRONIC AUCTION MARKET (F.O.B. THE FEEDLOT)

	Price	Change from Last Week
For the week ending January 18, 2024	375.00-375.75	-1.17

ALBERTA DIRECT TRADE

Alberta's direct trade: for the week ending January 18, 2024

Steers	Live- FOB	N/T	Rail- FOB	362.00-365.00 - delivered
Heifers	Live- FOB	N/T	Rail- FOB	362.00-365.00 - delivered

U.S. TRADE (U.S. funds)

The U.S. cash cattle trade: for the week ending January 18, 2024

Choice and Select Steers and Heifers:	Live	N/T
	Rail	N/T

U.S. BOXED BEEF CUT-OUT VALUES (U.S. funds)

	Choice 600-900	Select 600-900
Current Five Day Average	294.08	278.23

BEEF EXPORTS – CANADA (AAFC)

United States	Change from last year YTD	Mexico	Change from last year YTD
Jan 1- Nov 30/2023		Jan 1- Nov 30/2023	
Total	340,018 tonnes	+3% or +10,224 tonnes	29,539 tonnes
			+22% or +5,255 tonnes
Japan	Change from last year YTD	South Korea	Change from last year YTD
Jan 1- Nov 30/2023		Jan 1- Nov 30/2023	
Total	41,644 tonnes	-33% or -20,736 tonnes	12,553 tonnes
			-29% or -5,140 tonnes
Viet Nam	Change from last year YTD	Total Beef Exports	Change from last year YTD
Jan 1- Nov 30/2023		Jan 1- Nov 30/2023	
Total	11,495 tonnes	-25% or -3,925 tonnes	452,779 tonnes
			-3% or -15,987 tonnes

LIVE CATTLE - CANADA (AAFC)

IMPORTS	Import % change from 2022 YTD	EXPORTS	Export % change from 2022 YTD
Jan 1- Nov 30/2023		Jan 1- Dec 30/2023	
Pure bred	8,644 -30%	Processing steers, heifers & cows	500,405 +0%
Non-pure bred	272,166 +1%	Feeder cattle & calves	174,966 -12%
		Bulls	37,426 -12%

BEEF IMPORTS - CANADA (AAFC)

	Jan 1 - Dec 30, 2023	Last Year Same Time	% Change
United States	104,585 tonnes	107,865 tonnes	-3%
Uruguay	20,053 tonnes	10,241 tonnes	+96%
Mexico	8,488 tonnes	9,766 tonnes	-13%
Australia	11,324 tonnes	7,037 tonnes	+61%
Non-CUSMA	51,432 tonnes	35,036 tonnes	+47%
EU-27 (beef/veal total)	11,576 tonnes	16,231 tonnes	-29%
Total	182,514 tonnes	172,937 tonnes	+6%

BEEF PRODUCTION - CANADA (AAFC)

	Jan 1 - Dec 30, 2023	Last Year Same Time	% Change
Fed	1,059,051 tonnes	1,137,228 tonnes	-7%
Non-fed	176,954 tonnes	165,548 tonnes	+9%

CHICAGO MERCANTILE EXCHANGE

Closing quotes on futures **today** were as follows:

Live Cattle			Feeder			Corn		
	US \$ cwt			US \$ cwt			US \$/bu	
Feb	174.37	-0.45	Jan	230.10	-0.82	Mar	4.454	+1.4
Apr	177.37	-0.27	Mar	231.95	-0.60	May	4.560	+1.0
Jun	174.32	-0.20	Apr	237.47	-0.27	Jul	4.642	+0.6
Aug	174.77	-0.15	May	242.30	-0.05	Sep	4.686	+0.4
Oct	179.35	-0.12	Aug	257.87	-0.02	Dec	4.760	+0.2
Dec	183.22	+0.02	Sep	260.77	+0.12	Mar	4.872	+0.2
Soybeans			Soft Red Winter Wheat			Canadian \$		
	US \$/bu			US \$/bu				
Mar	12.132	-0.2	Mar	5.932	+7.6	Spot	74.43	+0.38
May	12.230	-1.2	May	6.034	+6.6	Mar	74.49	+0.38
Jul	12.320	-1.0	Jul	6.096	+6.0	Jun	74.56	+0.38
Aug	12.210	-1.2	Sep	6.210	+5.6	Sep	74.60	+0.39
Sep	11.972	-0.4	Dec	6.362	+5.6	Dec	74.64	+0.40
Nov	11.912	+0.0	Mar	6.500	+6.0	Mar	74.66	+0.40

Beef Farmers of Ontario | Phone: 519.824.0334 | Fax: 519.824.9101 | Email: markets@ontariobeef.com

ONTARIO STOCKER & FEEDER SPECIAL FALL SALES

Jan 26	11:00 am	Community Livestock Exchange	Quinte Cattlemen's Stocker Sale
Jan 27	11:00 am	Denfield Livestock Exchange	Special Stocker Sale
Jan 31	10:00 am	Kawartha Lakes Community Sale Barn	Peterborough/Victoria Counties Stocker Sale
Feb 9	5:00 pm	Keady Livestock Market	Special Bred Cow Sale

Comments for the week ending January 18, 2024

Receipts of fed steers and heifers selling through auction markets this week were down by 152 from the previous week at just 252 head, which is also 133 below the same time last year. Severe winter weather is partly to blame. Fed steers ranged from \$216.36-\$230.18 cwt averaging \$223.08 up \$1.05 from the previous week and \$32.02 above year ago prices. Fed heifers sold from \$206.86-\$226.86 with a weekly weighted average of \$219.15 down \$0.52 from the week prior but \$33.87 stronger than this time last year. Auction markets reported trade as active with prices steady to \$2.00-\$5.00 cwt higher to start. As the week progressed trade was reported as steady.

The Ontario railgrade market was light this week with just a few scattered deals reported at \$375.00 dressed for steers and \$374.00 cwt for heifers the previous Friday afternoon. Delivery of the cattle sold was reported for the week of January 22nd. Light scattered trade was reported throughout the week at steady prices with delivery by Thursday being reported for the week of January 29th. Current prices remain \$48.00 cwt stronger than last year at this time. U.S. packer interest was noted this week with prices at a slight premium to local deals.

2,146 fed/cull cows sold this week through auction markets, down 349 head from the previous week and 810 fewer than the same time last year. Cows ranged from \$103.79-\$141.18 with a weekly weighted average price of \$119.93 up \$6.29 cwt from the previous week and \$33.74 stronger than year ago prices. Auction markets reported trade as active with prices fully steady to start. As the week progressed demand was noted as good with prices steady with quality considered to stronger with prices \$5.00-\$8.00 higher on good cows. By mid-week trade was noted as \$2.00-\$4.00 cwt higher and ended the week selling actively at stronger prices. This week 321 beef cows were in the mix down 50 head from the week before averaging \$127.79 up \$8.10 cwt. 1,825 dairy cows sold down 299 from the previous week averaging \$116.78 up \$5.22 cwt.

Receipts of stocker and feeder cattle were higher totaling 3,601 head, up 2,249 from the week before but 1,090 fewer than the same time last year. Auction markets reported active trade with prices steady to fully steady on all weights and classes. By week's end trade was strong and active on the calves at steady to higher prices with yearlings also trading actively at higher prices. Actual average prices this week saw steers 400-500 lbs up \$37.36 cwt from the week before, 500-600 lbs were up \$27.83, 600-700 lbs up \$25.75, 700-800 lbs up \$21.90, 800-900 lbs up \$34.52, 900-1000 lbs up \$22.26 and steers 1000 lbs plus averaged \$8.73 cwt stronger than last week's weighted average prices. Heifers from 400-500 lbs were up \$20.44 cwt, 500-600 lbs up \$16.58, 600-700 lbs up \$13.42, 700-800 lbs up \$55.48, 800-900 lbs up \$17.25 with heifers 900 lbs and over averaging \$13.65 cwt higher than last week on average.

The Quebec electronic market this week ranged from \$375.00-\$375.75 cwt dressed on a picked-up basis, down \$1.17 cwt from last week on average.

Alberta direct trade this week saw a few deals notes Canfax from \$362.00-\$365.00 cwt delivered on a dressed basis which is about steady to last week but not enough sold to establish a price report. Canfax notes: "Cattle that traded were being scheduled for March delivery. Both buying and selling interest remains light. US packer interest has been noted but no cash sales have been confirmed. Canfax released its monthly Trends report the other day. Yearling steers and heifers placed in June and July and sold on the cash market in January. On average feedlot margins are negative \$340/head. For the month of January this is the second largest feedlot loss over the past 30 years. This is part of the reason why selling interest has been limited. Even though we are front loaded with fed cattle there are some positive signs developing as feedlot placements have been below last year for three consecutive months. Smaller feedlot placements over the past three months should be supportive to the second half of 2024 fed cattle market."

The U.S. cash cattle trade the week ending January 12th saw a light to scattered trade in the north from Wednesday to Friday with sales from \$170.00-\$175.00 live, mainly \$173.00-\$174.00 which is steady to \$1.00 cwt lower, with dressed deals from \$272.00-\$276.00, majority at \$273.00-\$274.00 down \$1.00-\$2.00 cwt. Friday afternoon trade developed in the south with sales from mainly at \$172.00 cwt live which is steady to \$1.00 cwt lower than the week before. Overall prices for the week, reported by the USDA Mandatory Price Report saw live steers average \$173.47 down \$0.54 with heifers averaging \$173.36 down \$0.49 cwt on average. On the rail, steers averaged \$273.70 dressed, down \$1.08 cwt with heifers averaging \$273.06 down \$1.26.

The U.S. cash cattle trade this week has been very limited with only around 500 head sold as of noon on Friday. Extreme cold is being experienced in most feeding states delaying trade. A couple of bids were noted on Wednesday at \$171.00 live in the south and \$175.00 live/\$273.00 dressed in the north but sellers showed no interest. Thursday, a couple of lots sold from \$172.00-\$175.00 live and \$273.00 dressed in the north but not nearly enough to establish a market. At time of reporting some light trade is starting to surface in Nebraska at \$274.00 cwt dressed up around \$1.00 cwt from last week's trade. The rest of the country is in a standoff at the moment with asking prices at \$175.00 plus live and \$275.00 plus dressed while bids are at \$172.00 live in the south and \$272.00 dressed in the north. One side is going to have to give sooner or later if any kind of trade volumes are to develop. The Cattle on Feed report was released this afternoon with the January 1st on feed number up 2 percent from January 2023. Placements were 4 percent lower than last year with marketings down 1 percent from January 2023.