



## WEEKLY MARKET INFORMATION REPORT – FOR THE WEEK ENDING THURSDAY January 25, 2024

The following information is collected from various sources and disseminated by Beef Farmers of Ontario.

### ONTARIO DIRECT TO PACKER RAILGRADE CATTLE TRADE

Prices are on a carcass weight basis before grade and weight discounts:

**A Grade Steers**      **380.00-385.00**  
**A Grade Heifers**    **379.00-384.00**

### ONTARIO LIVE CATTLE TRADE

Ontario auction sales this week saw weighted average price ranges for:

<b>FED CATTLE</b>	<b>Volume</b>	<b>Price Range</b>	<b>Average</b>	<b>Top</b>	<b>Last Week Avg</b>
Large Frame Steers +1250	79	213.42-236.70	225.58	250.00	226.39
Medium Frame Steers +1250	75	200.61-234.05	221.91	244.00	221.33
Large & Medium Frame Steers +1250	154	209.76-235.44	224.50	250.00	223.08
Large Frame Heifers +1000	92	212.79-236.79	227.99	255.50	220.45
Medium Frame Heifers +1000	141	211.04-235.51	226.38	246.75	217.03
Large & Medium Frame Heifers +1000	233	212.57-236.31	226.88	255.50	219.15
Fed steers, Dairy & Dairy Cross +1250	49	187.02-200.20	194.28	203.00	194.84
Fed heifers, Dairy & Dairy Cross +1000	99	138.40-184.40	164.80	201.00	162.78
Cows - All Weights	2,460	107.68-142.66	123.10	214.94	119.93
Bulls - All Weights	94	136.98-181.23	159.76	289.00	143.51

#### STOCKERS - Large and Medium Frame

<b>STEERS</b>	<b>Volume</b>	<b>Price Range</b>	<b>Average</b>	<b>Top</b>	<b>Last Week Avg</b>
1000+	308	275.21-311.10	295.37	317.50	293.57
900-999	277	289.20-318.79	301.44	330.50	303.39
800-899	130	282.93-317.34	301.27	354.00	310.26
700-799	276	276.32-333.09	312.60	351.75	307.78
600-699	363	275.64-360.07	329.82	394.50	332.76
500-599	278	269.56-387.63	346.16	410.00	343.61
400-499	133	288.15-425.38	366.79	492.49	379.58
-399	55	270.21-440.95	381.83	730.00	303.73

#### STOCKERS - Large and Medium Frame

<b>HEIFERS</b>	<b>Volume</b>	<b>Price Range</b>	<b>Average</b>	<b>Top</b>	<b>Last Week Avg</b>
+900	251	244.88-273.31	257.17	285.00	227.36
800-899	48	236.58-269.49	252.18	294.00	239.40
700-799	149	229.05-288.97	263.40	321.00	286.93
600-699	218	220.62-312.86	283.79	333.00	283.34
500-599	319	253.20-323.10	291.69	355.00	283.84
400-499	146	249.66-323.18	291.01	355.00	293.63
300-399	62	207.70-277.26	245.46	332.50	237.03
-299	13	170.38-320.38	266.31	680.00	299.50

At Kawartha Lakes Community Sale Barn: **January 20, 2024-142 cows, 9 bulls, 37 veal, 10 fed cattle, 24 stockers**

	Price Range	Avg.	Top
Cows	112.00-141.00	124.17	177.00
Bulls under 1600 lbs	157.50-167.50	159.67	167.50
Bulls over 1600 lbs	130.00-173.00	156.96	173.00
Veal Calves 600 lbs plus	195.00-225.00	204.40	225.00
Veal Calves 125 lbs & under	125.00-650.00	280.60	650.00

At Denfield Livestock Exchange Inc.: **January 23, 2024 - 153 Fed Cattle, 88 Cows, 2 Bull, 2 Veal**

	Price Range	Average	Top
Large & Medium Frame Fed Steers +1250 lbs	227.00-245.00	234.95	250.00
Large & Medium Frame Fed Heifers +1000 lbs	228.50-243.75	235.30	255.50
Cows	108.00-143.00	127.86	175.00
Veal +600 lbs	211.00-227.00	219.00	227.00

At Aylmer Stockyards Inc.: **January 24, 2024 - 9 Veal, 209 Cows, 47 Fed cattle, 6 Bulls, 38 Stockers**

	Price Range	Average	Top
Fed Heifers, dairy & dairy cross 1000+ lbs	132.00-189.99	176.49	189.99
Cows	91.00-164.99	126.89	164.99
Veal calves 600 lbs +	198.89-233.99	225.00	233.99

### ONTARIO STOCKER & FEEDER TRADE

Stocker sale at Brussels Livestock: **January 19, 2024-731 Stockers**

Steers	Price Range	Average	Top	Heifers	Price Range	Average	Top
1000+	284.00-307.75	298.72	307.75	900+	246.00-276.50	257.82	285.00
900-999	294.00-326.50	307.88	326.50	800-899	259.00-280.00	269.46	280.00
800-899	307.50-330.00	314.96	354.00	700-799	264.00-299.00	289.76	306.00
700-799	334.00-345.50	340.31	351.75	600-699	230.00-289.00	267.05	310.00
600-699	336.00-378.00	360.41	378.00	500-599	282.50-314.00	295.45	314.00
500-599	290.00-410.00	385.41	410.00	400-499	305.00-325.00	315.42	325.00
400-499	397.50-422.00	413.50	422.00	300-399	257.50-319.00	297.78	319.00
399-	340.00-445.00	377.00	445.00				

Stocker sale at Community Livestock Exchange: **January 23, 2024: 67 Stockers**

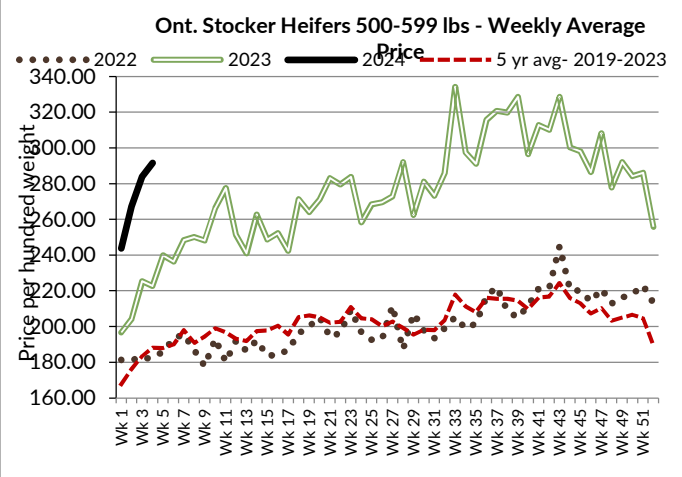
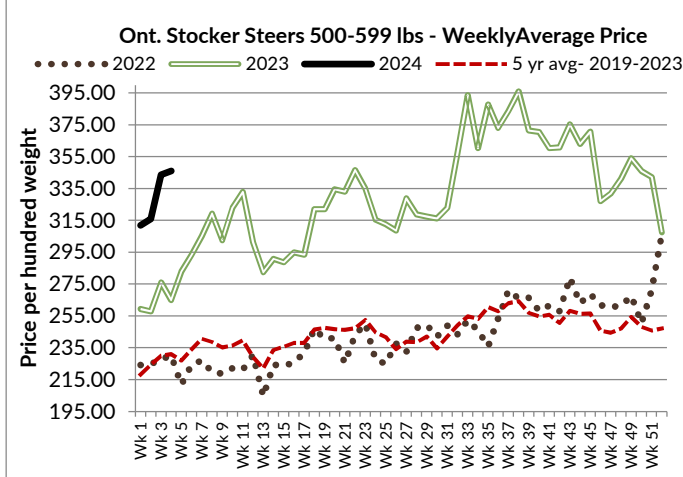
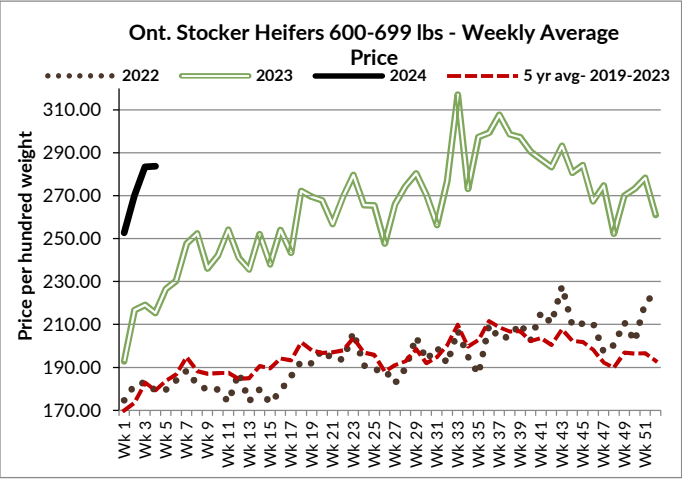
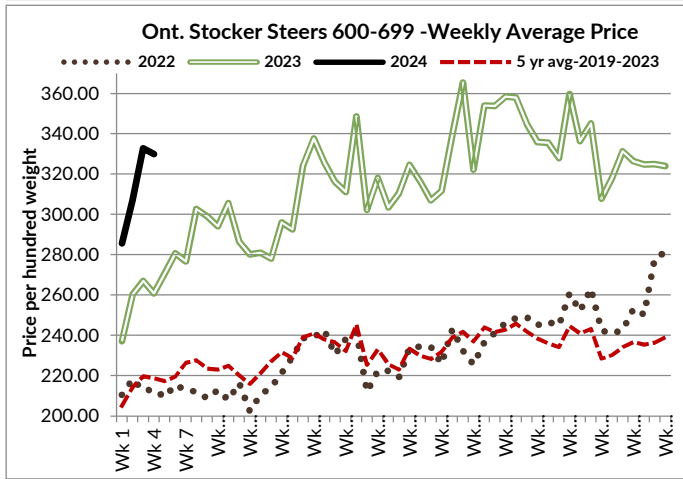
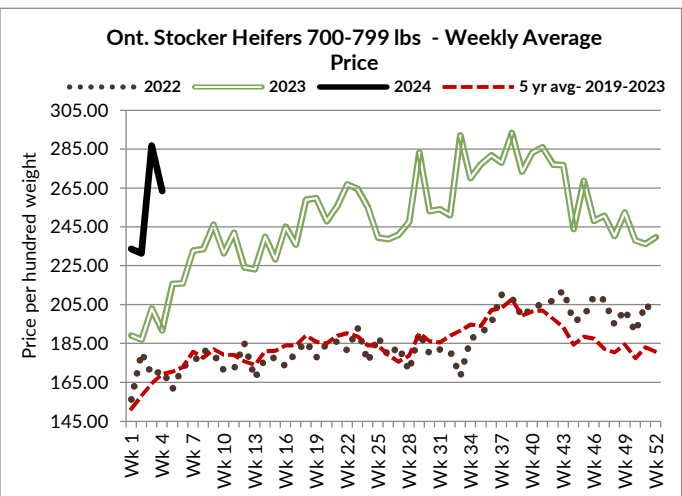
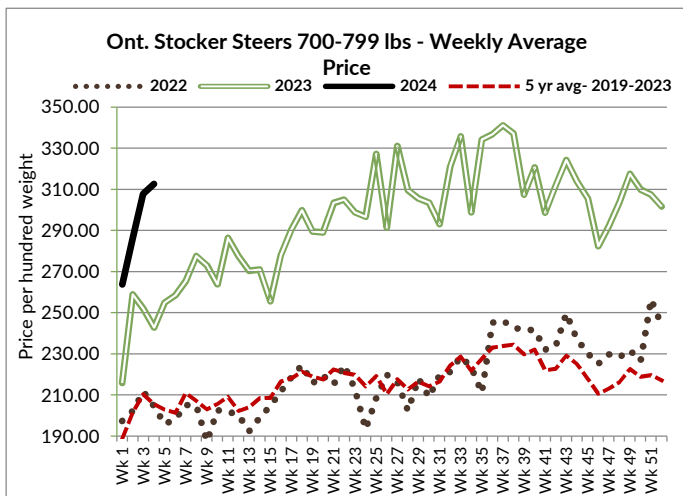
Steers	Price Range	Average	Top	Heifers	Price Range	Average	Top
600-699	225.00-364.99	286.20	364.99	600-699	185.00-292.49	246.79	292.49
500-599	312.50-381.99	352.80	381.99	500-599	235.00-322.50	295.99	322.50
400-499	300.00-434.99	402.59	434.99	400-499	260.00-339.99	299.50	339.99

Stocker sale at Renfrew Pontiac Livestock: **January 23, 2024: 453 Stockers**

Steers	Price Range	Average	Top	Heifers	Price Range	Average	Top
900-999	287.99-293.00	292.30	293.00	700-799	194.99-300.99	258.80	300.99
800-899	210.00-293.00	272.59	293.00	600-699	175.00-320.00	293.29	320.00
700-799	210.00-327.99	293.00	327.99	500-599	202.49-320.00	276.50	320.00
600-699	204.99-364.99	331.99	364.99	400-499	175.00-320.00	261.39	320.00
500-599	220.00-397.00	352.70	397.00	300-399	135.00-275.49	203.60	320.00
400-499	254.99-492.49	408.30	492.49				
399-	250.00-475.00	388.70	475.00				

Stocker sale at Ontario Livestock Exchange: **January 24, 2024 - 430 Stockers**

Steers	Price Range	Average	Top	Heifers	Price Range	Average	Top
1000+	280.00-317.50	300.55	317.50	900+	259.00-276.00	270.09	276.00
900-999	301.00-330.50	312.00	330.50				



Stocker sale at Ontario Livestock Exchange: **January 25, 2024: 360 Stockers**

Steers	Price Range	Average	Top	Heifers	Price Range	Average	Top
1000+	235.00-267.50	260.45	267.50	900+	222.50-260.00	242.91	260.00
900-999	260.00-277.50	268.19	300.00	800-899	240.00-257.50	246.88	260.00
800-899	245.00-311.00	297.36	311.00	700-799	180.00-235.00	226.75	235.00
700-799	230.00-330.00	293.20	330.00	600-699	180.00-272.50	233.24	272.50
600-699	240.00-322.50	294.85	351.00	500-599	207.50-280.00	240.78	280.00
500-599	270.00-265.00	318.38	385.00				
400-499	240.00-345.00	295.00	345.00				

Stocker sale at Ontario Stockyards Inc: **January 25, 2024: 827 Stockers**

Steers	Price Range	Average	Top	Heifers	Price Range	Average	Top
900-999	180.00-240.00	212.50	300.00	800-899	250.00-294.00	263.36	294.00
800-899	255.00-310.00	277.70	310.00	700-799	215.00-315.00	252.29	321.00
700-799	285.00-333.50	313.57	342.00	600-699	260.00-333.00	303.05	333.00
600-699	305.00-379.00	346.48	394.50	500-599	285.00-355.00	319.62	355.00
500-599	299.00-409.00	361.91	409.00	400-499	275.00-338.00	309.16	355.00
400-499	300.00-420.00	354.08	425.00	300-399	260.00-332.50	310.09	332.50
399-	282.50-432.50	378.66	432.50				

**WEEKLY LIVE CATTLE EXPORTS-ONTARIO**

	Week ending Jan 6, 2024	Week ending Dec 30, 2023	Year to Date
Total live slaughter cattle exported through Ontario ports to the U.S.	2,010	1,360	2,010
Steers & Heifers & Cows	1,574	1,340	1,574
Bulls	436	20	436

**ONTARIO- FEDERALLY INSPECTED PROCESSING-Canfax/CBGA-2024**

	Week Ending Jan 20, 2024	# of hd change from week ago	YTD	% Change (Week Ago)	% Change (Year Ago)
Grand Total	10,921	-669	31,841	-6.5%	-9.87%

**CANADIAN- FEDERALLY INSPECTED PROCESSING-Canfax/CBGA-2024**

	Week Ending Jan 20, 2024	# of hd change from week ago	YTD	% Change (Week Ago)	% Change (Year Ago)
Grand Total	56,609	-5,199	177,314	-8%	-8%
Western Processing	43,972	-4,561	140,931	-90%	-8%
Eastern Processing	12,637	-638	36,383	-5%	-9%

**AVERAGE CARCASS WEIGHTS – CANADA-Canfax/CBGA-2024**

	Steers	Heifers
Jan 20, 2024	990	846
Jan 13, 2024	987	867
Jan 21, 2023	951	838

**AVERAGE CARCASS WEIGHTS – ONTARIO-Canfax/CBGA-2024**

	Steers	Heifers
Jan 20, 2024	982	839
Jan 13, 2024	969	847
Jan 21, 2023	983	859

**USDA ESTIMATED CATTLE PROCESSING VOLUME**

	Week Ending January 27, 2024	Previous Week	Year Ago
Grand Total	618,000	617,000	653,000

**QUEBEC ELECTRONIC AUCTION MARKET (F.O.B. THE FEEDLOT)**

	Price	Change from Last Week
For the week ending January 25, 2024	378.00-378.75	+3.17

**ALBERTA DIRECT TRADE**

Alberta's direct trade: for the week ending January 25, 2024

Steers	Live- FOB	N/T	Rail- FOB	N/T
Heifers	Live- FOB	N/T	Rail- FOB	N/T

## U.S. TRADE (U.S. funds)

The U.S. cash cattle trade: for the week ending January 25, 2024

Choice and Select Steers and Heifers:	Live	173.00-179.00
	Rail	274.00-289.00

## U.S. BOXED BEEF CUT-OUT VALUES (U.S. funds)

	Choice 600-900	Select 600-900
Current Five Day Average	298.80	286.62

### BEEF EXPORTS – CANADA (AAFC)

	Change from last year YTD		Change from last year YTD
<i>United States</i> Jan 1- Nov 30/2023		<i>Mexico</i> Jan 1- Nov 30/2023	
Total	+3% or +10,224 tonnes	29,539 tonnes	+22% or +5,255 tonnes
<i>Japan</i> Jan 1- Nov 30/2023		<i>South Korea</i> Jan 1- Nov 30/2023	
Total	-33% or -20,736 tonnes	12,553 tonnes	-29% or -5,140 tonnes
<i>Viet Nam</i> Jan 1- Nov 30/2023		<b>Total Beef Exports</b> Jan 1- Nov 30/2023	
Total	-25% or -3,925 tonnes	452,779 tonnes	-3% or -15,987 tonnes

### LIVE CATTLE – CANADA (AAFC)

IMPORTS	Import % change from 2022 YTD	EXPORTS	Export % change from 2023 YTD
Jan 1- Nov 30/2023		Jan 1- Jan 6/24	
Pure bred	8,644 -30%	Processing steers, heifers & cows	6,620 -23%
Non-pure bred	272,166 +1%	Feeder cattle & calves	1,363 +62%
		Bulls	8,852 -11%

### BEEF IMPORTS – CANADA (AAFC)

	Jan 1 – Jan 13, 2024	Last Year Same Time	% Change
United States	3,162 tonnes	2,950 tonnes	+7%
Australia	733 tonnes	325 tonnes	+125%
New Zealand	395 tonnes	363 tonnes	+9%
Mexico	168 tonnes	347 tonnes	-52%
Non-CUSMA	1,485 tonnes	1,945 tonnes	-24%
EU-27 (beef/veal total)	162 tonnes	581 tonnes	-72%
Total	5,070 tonnes	6,007 tonnes	-16%

### BEEF PRODUCTION – CANADA (AAFC)

	Jan 1 – Jan 13, 2024	Last Year Same Time	% Change
Fed	42,887 tonnes	41,371 tonnes	+4%
Non-fed	7,011 tonnes	7,743 tonnes	-9%

## CHICAGO MERCANTILE EXCHANGE

Closing quotes on futures *today* were as follows:

Live Cattle			Feeder			Corn		
	US \$ cwt			US \$ cwt			US \$/bu	
<b>Feb</b>	178.45	+0.72	<b>Mar</b>	239.70	+1.52	<b>Mar</b>	4.462	-5.4
<b>Apr</b>	181.67	+0.97	<b>Apr</b>	245.60	+1.67	<b>May</b>	4.556	-5.4
<b>Jun</b>	178.85	+1.25	<b>May</b>	251.17	+1.92	<b>Jul</b>	4.634	-5.6
<b>Aug</b>	178.62	+1.05	<b>Aug</b>	265.60	+1.80	<b>Sep</b>	4.684	-5.0
<b>Oct</b>	182.60	+0.97	<b>Sep</b>	268.10	+1.50	<b>Dec</b>	4.762	-4.4
<b>Dec</b>	186.62	+0.87	<b>Oct</b>	269.60	+1.37	<b>Mar</b>	4.874	-4.4

Soybeans			Soft Red Winter Wheat			Canadian \$		
	US \$/bu			US \$/bu				
<b>Mar</b>	12.092	-13.6	<b>Mar</b>	6.002	-12.0	<b>Spot</b>	74.36	+0.17
<b>May</b>	12.162	-14.0	<b>May</b>	6.106	-11.2	<b>Mar</b>	74.40	+0.17
<b>Jul</b>	12.240	-13.4	<b>Jul</b>	6.162	-11.2	<b>Jun</b>	74.47	+0.17
<b>Aug</b>	12.126	-12.4	<b>Sep</b>	6.262	-11.2	<b>Sep</b>	74.52	+0.17
<b>Sep</b>	11.894	-11.4	<b>Dec</b>	6.404	-10.6	<b>Dec</b>	74.56	+0.17
<b>Nov</b>	11.850	-11.2	<b>Mar</b>	6.536	-9.6	<b>Mar</b>	74.59	+0.16

Beef Farmers of Ontario | Phone: 519.824.0334 | Fax: 519.824.9101 | Email: [markets@ontariobeef.com](mailto:markets@ontariobeef.com)

### ONTARIO STOCKER & FEEDER SPECIAL FALL SALES

Jan 27	11:00 am	Denfield Livestock Exchange	Special Stocker Sale
Jan 31	10:00 am	Kawartha Lakes Community Sale Barn	Peterborough/Victoria Counties Stocker Sale
Feb 9	5:00 pm	Keady Livestock Market	Special Bred Cow Sale

### Comments for the week ending January 25, 2024

There were 387 fed steers and heifers sold through auction markets this week up 135 from last week's light trade and 58 more than the same time last year. Fed steers saw a wide trading range from \$209.76-\$235.44 cwt, averaging \$224.50 up \$1.42 from the previous week and \$32.58 above year ago prices, with quality a consideration this week as seen in the price range. Fed heifers sold from \$212.57-\$236.31 cwt, averaging \$226.88 up \$7.73 from last week and \$34.57 stronger than this time last year. Auction markets reported trade as active with prices \$3.00-\$5.00 stronger and up to \$10.00 cwt higher. As the week progressed trade was fully steady and ended the week actively at higher prices.

The Ontario railgrade market the previous Friday saw bids only noted at \$375.00 cwt dressed for steers and \$374.00 for heifers but sellers showed no interest. By Monday trade was reported at \$380.00 cwt dressed for steers and \$379.00 for heifers with delivery the week of January 29<sup>th</sup>, with a couple for immediate delivery. By Wednesday, limited trade was steady at \$380.00 and \$379.00 for steers and heifers respectively with delivery noted for the week of February 5<sup>th</sup>. By Thursday morning prices increased another \$5.00 cwt with steers now trading at \$385.00 cwt dressed and heifers \$384.00 with delivery the week of February 5<sup>th</sup>. On average this is a weekly increase of \$6.50 from the previous week's trade.

2,460 fed/cull cows sold this week through auction markets, up 314 head from the previous week and just 71 more than the same week last year. Cows ranged from \$107.68-\$142.66 cwt averaging \$123.10 up \$3.17 cwt from the week before on average and \$34.14 stronger than year ago prices. Auction markets reported trade as \$2.00-\$5.00 stronger to start. By Tuesday trade was reported as active with stronger prices, up \$7.00-\$10.00 on the beef cows and \$10.00-\$15.00 cwt stronger on the dairy breeds. By mid-week trade was reported as \$5.00-\$7.00 cwt stronger on all classes and ended the week holding at steady prices. 321 beef cows sold this week which is fully steady to the week before averaging \$132.45 up \$4.66 cwt, while 2,139 dairy cows sold, up 314 from the week before, averaging \$123.35 up \$6.57 cwt on average.

Lighter receipts of 3,026 stocker and feeder cattle sold through auction markets this week, down 575 head from last week but 569 more than this time last year. Auction markets reported trade as strong and active on the calves to start, with yearling steers up \$5.00-\$8.00 cwt and yearling heifers up \$7.00-\$8.00 with special mention of Black/Holstein cross steers trading \$10.00 cwt higher. By midweek heavier cattle were selling actively at stronger prices. As the week progressed, light weight steers were steady to fully steady while heifers were steady to stronger. Heavier cattle ended the week selling actively at steady prices. Actual average prices this week for steers 400-500 lbs were down \$12.79 cwt from the week before, steers 500-600 lbs were up \$2.55, 600-700 lbs down \$2.94, 700-800 lbs up \$4.82, 800-900 lbs down \$8.99 cwt, 900-1000 lbs down \$1.95 with steers 1000 lbs and over averaging \$1.80 cwt higher than the week before on average. Heifers from 300-400 lbs were up \$8.43 cwt on average, 400-500 lb heifers down \$2.62, 500-600 lbs up \$7.85, 600-700 lbs up \$0.45 cwt, 700-800 lbs down \$23.53, 800-900 lbs heifers up \$12.78 with heifers 900 lbs and over averaging \$29.81 cwt higher than last week's weighted average prices.

The Quebec electronic market this week ranged from \$378.00-\$378.75 cwt dressed on a picked-up basis, up \$3.17 cwt from last week on average.

Alberta direct trade remains untested this week with no new trade to report. Canfax notes: "Live bids were reported on either side of 217.00 FOB the feedlot. So far this week dressed bids have been reported from 360.00-365.00 delivered, steady to 2.00 lower than last week. Many producers passed bids, some cash cattle could be reallocated to fill contract obligations, while other cattle will be offered again on the cash market next week. Sale volumes are very light and a weighted average price not be established."

The U.S. cash cattle trade the week ending January 19th was fairly limited in the north and untested in the south until Friday. Business in the south finally surfaced late Friday with sales reported from \$172.00-\$173.00 cwt live which is steady to \$1.00 cwt higher. In the north sales were reported from \$172.00-\$176.00 live, mainly \$173.00-\$175.00 which is steady to slightly stronger with dressed deals from \$272.00-\$277.00 cwt, mainly \$273.00-\$274.00 cwt which is also steady to \$1.00 stronger. Overall average prices for the week, reported by the USDA Mandatory Price Report, saw live steers average \$173.76 cwt up \$0.29 while heifers averaged \$174.18 up \$0.82 from the previous week on average. On the rail steers averaged \$273.89 cwt up \$0.19 with heifers averaging \$273.69 up \$0.63.

The U.S. cash cattle trade this week was untested until Wednesday where light trade developed in parts of the south at \$174.00 cwt live up \$1.00 from last week, while the north remained at a standstill. On Thursday afternoon light to moderate trade developed with business in the south from \$174.00-\$175.00 live, mainly \$175.00 up \$1.00-\$2.00 cwt from the previous week's sales. In the north some live trade developed from \$175.00-\$179.00 live, mainly \$175.00-\$176.00 up \$1.00-\$2.00 cwt, and \$275.00-\$279.00 dressed, mainly \$277.00 which is \$3.00 cwt stronger than last week. Today a couple of bids surfaced in Nebraska at \$277.00 dressed which is steady to early week trade but no sales developed and it appears that business for the week is completed.