



WEEKLY MARKET INFORMATION REPORT – FOR THE WEEK ENDING THURSDAY FEBRUARY 15, 2024

The following information is collected from various sources and disseminated by Beef Farmers of Ontario.

ONTARIO DIRECT TO PACKER RAILGRADE CATTLE TRADE

Prices are on a carcass weight basis before grade and weight discounts:

A Grade Steers	400.00
A Grade Heifers	399.00-400.00

ONTARIO LIVE CATTLE TRADE

Ontario auction sales this week saw weighted average price ranges for:

FED CATTLE	Volume	Price Range	Average	Top	Last Week Avg
Large Frame Steers +1250	55	221.35-245.82	233.20	265.00	235.29
Medium Frame Steers +1250	37	209.46-242.57	226.51	256.50	221.54
Large & Medium Frame Steers +1250	92	222.04-244.05	232.98	265.00	231.84
Large Frame Heifers +1000	65	214.85-251.62	235.53	290.00	229.50
Medium Frame Heifers +1000	125	232.02-240.19	236.34	254.00	229.21
Large & Medium Frame Heifers +1000	190	223.69-246.24	235.97	290.00	229.80
Fed steers, Dairy & Dairy Cross +1250	51	176.90-209.32	199.38	236.00	190.74
Fed heifers, Dairy & Dairy Cross +1000	120	145.48-199.14	180.34	239.00	169.34
Cows - All Weights	1,870	109.72-150.27	125.66	205.50	119.66
Bulls - All Weights	94	145.52-182.53	166.21	245.00	151.32

STOCKERS - Large and Medium Frame

STEERS	Volume	Price Range	Average	Top	Last Week Avg
1000+	541	288.29-319.79	306.03	328.00	299.46
900-999	239	286.63-327.82	309.52	344.00	314.35
800-899	361	314.12-352.14	336.18	370.00	315.37
700-799	512	308.64-368.41	344.48	380.00	323.87
600-699	511	337.45-404.97	372.78	424.00	348.07
500-599	391	351.30-435.12	397.84	472.49	393.15
400-499	161	358.13-473.23	428.97	519.00	385.34
-399	64	248.15-480.27	383.40	940.00	381.19

STOCKERS - Large and Medium Frame

HEIFERS	Volume	Price Range	Average	Top	Last Week Avg
+900	249	253.81-295.32	273.90	308.75	259.97
800-899	247	248.77-299.72	281.40	320.00	274.07
700-799	316	265.05-314.75	292.80	343.00	287.89
600-699	503	270.08-335.06	304.82	365.00	297.98
500-599	485	305.23-367.06	339.68	397.00	300.50
400-499	256	276.88-388.67	346.48	435.00	308.10
300-399	61	246.89-376.47	315.93	430.00	283.40
-299	12	249.58-515.42	396.58	650.00	332.34

At Kawartha Lakes Community Sale Barn: **February 10, 2024-126 cows, 12 bulls, 33 veal, 4 fed cattle, 49 stockers**

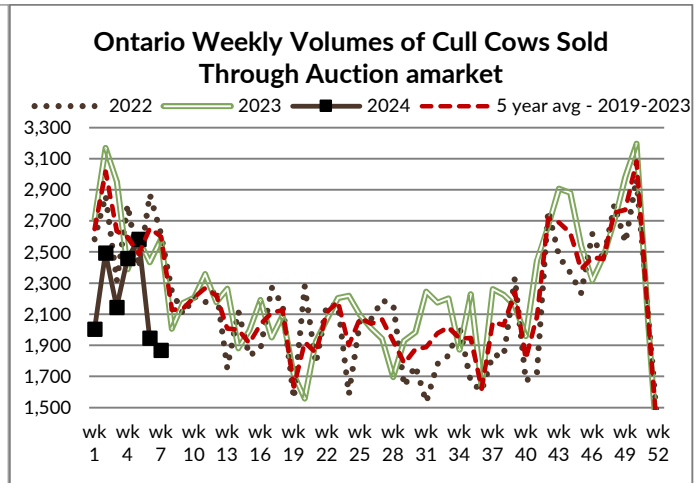
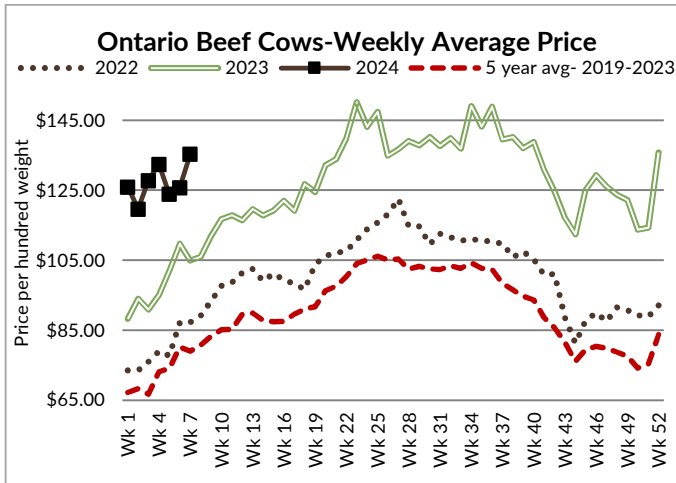
	Price Range	Avg.	Top
Cows	112.00-150.00	124.62	192.50
Bulls under 1600 lbs	177.50-191.00	183.22	191.00
Bulls over 1600 lbs	169.00-189.00	178.75	189.00
Veal Calves 600 lbs plus	210.00-242.50	220.21	242.50
Veal Calves 125 lbs & under	250.00-750.00	484.82	750.00

At Denfield Livestock Exchange Inc.: **February 13, 2024 - 130 Fed Cattle, 92 Cows, 7 Bulls, 5 Veal**

	Price Range	Average	Top
Large & Medium Frame Fed Steers +1250 lbs	236.00-245.00	242.22	256.50
Large & Medium Frame Fed Heifers +1000 lbs	240.00-244.00	242.01	254.00
Cows	105.00-147.00	127.39	169.00
Veal +600 lbs	225.00-229.00	226.75	229.00

At Aylmer Stockyards Inc.: **February 14, 2024 - 28 Veal, 126 Cows, 70 Fed cattle, 20 Stockers, 2 Bulls**

	Price Range	Average	Top
Fed Heifers, dairy & dairy cross 1000+ lbs	128.00-206.99	181.49	206.99
Cows	100.00-170.99	130.09	198.99
Veal calves 600 lbs +	150.00-297.50	232.10	297.50



ONTARIO STOCKER & FEEDER TRADE

Stocker sale at Brussels Livestock: **February 9, 2024-961 Stockers**

Steers	Price Range	Average	Top	Heifers	Price Range	Average	Top
1000+	280.00-313.50	304.15	314.00	900+	262.00-308.75	283.85	308.75
900-999	286.00-325.00	306.18	335.00	800-899	263.00-306.75	281.79	306.75
800-899	282.00-344.00	309.68	353.00	700-799	274.50-302.00	284.52	308.00
700-799	325.00-379.00	357.64	379.00	600-699	300.00-330.00	314.84	349.00
600-699	379.50-413.00	396.88	413.00	500-599	276.00-355.00	317.84	365.00
500-599	350.00-459.00	414.33	467.00	400-499	305.00-424.00	381.32	424.00
400-499	350.00-466.00	398.11	497.00	300-399	220.00-317.50	268.75	317.50
399-	318.00-500.00	439.64	500.00				

Stocker sale at Community Livestock Exchange: **February 13, 2024: 145 Stockers**

Steers	Price Range	Average	Top	Heifers	Price Range	Average	Top
600-699	245.00-379.99	312.59	379.99	600-699	180.00-312.50	262.90	312.50
500-599	260.00-425.00	371.89	425.00	500-599	197.50-335.00	281.30	335.00
400-499	260.00-429.99	362.99	429.99	400-499	187.50-370.00	309.79	370.00

Stocker sale at **Keady Livestock Market: February 13, 2024- 804 Stockers**

Steers	Price Range	Average	Top	Heifers	Price Range	Average	Top
1000+	292.50-310.00	305.67	317.50	900+	265.00-285.00	281.67	285.00
900-999	328.50-331.00	328.69	333.00	800-899	274.00-320.00	307.22	320.00
800-899	351.00-370.00	364.01	370.00	700-799	295.00-343.00	326.51	343.00
700-799	310.00-375.00	351.93	380.00	600-699	275.00-360.00	315.12	365.00
600-699	360.00-406.00	385.95	406.00	500-599	345.00-397.00	279.40	397.00
500-599	420.00-455.00	433.98	455.00	400-499	330.00-435.00	396.06	435.00
400-499	490.00-419.00	511.93	519.00	300-399	310.00-430.00	358.00	430.00

Stocker sale at **Renfrew Pontiac Livestock: February 13, 2024: 333 Stockers**

Steers	Price Range	Average	Top	Heifers	Price Range	Average	Top
700-799	200.00-372.00	318.29	372.00	600-699	250.00-325.00	299.69	325.00
600-699	310.00-404.99	370.10	404.99	500-599	264.99-349.00	319.70	349.00
500-599	275.00-472.49	392.70	472.49	400-499	250.00-358.99	341.59	358.99
400-499	304.99-499.00	428.20	499.00	300-399	270.00-370.00	343.10	370.00
399-	320.00-479.99	371.89	479.99				

Stocker sale at **Ontario Livestock Exchange: February 14, 2024 - 567 Stockers**

Steers	Price Range	Average	Top	Heifers	Price Range	Average	Top
1000+	295.00-328.00	310.61	328.00	900+	28.00-291.00	286.09	291.00
900-999	305.00-344.00	325.21	344.00				
800-899	321.00-369.00	344.79	369.00				
700-799	337.50-342.00	340.58	342.00				
600-699	295.00-352.50	335.13	352.50				
500-599	322.50-375.00	344.06	375.00				

Stocker sale at **Ontario Livestock Exchange: February 15, 2024: 387 Stockers**

Steers	Price Range	Average	Top	Heifers	Price Range	Average	Top
900-999	255.00-292.50	284.38	292.50	800-899	167.50-240.00	207.50	280.00
800-899	260.00-317.50	296.78	317.50	700-799	210.00-285.00	252.06	295.00
700-799	245.00-335.00	298.57	335.00	600-699	215.00-272.50	253.93	320.00
600-699	265.00-380.00	317.02	400.00	500-599	220.00-340.00	299.17	340.00
500-599	262.50-360.00	308.88	420.00	400-499	250.00-370.00	315.69	370.00
400-499	245.00-355.00	308.00	395.00	300-399	270.00-425.00	332.14	425.00
399-	205.00-380.00	298.45	440.00				

Stocker sale at **Ontario Stockyards Inc: February 15, 2024: 1,488 Stockers**

Steers	Price Range	Average	Top	Heifers	Price Range	Average	Top
900-999	230.00-330.00	301.18	330.00	800-899	230.00-293.00	273.58	305.00
800-899	315.00-341.00	334.77	341.00	700-799	272.50-330.00	304.42	334.00
700-799	335.00-370.00	351.96	370.00	600-699	285.00-353.00	318.43	353.00
600-699	350.00-424.00	386.57	424.00	500-599	332.50-380.00	354.23	383.00
500-599	400.00-462.00	430.75	462.00	400-499	320.00-397.50	351.64	410.00
400-499	400.00-201.00	469.72	501.00	300-399	175.00-385.00	300.00	385.00
399-	160.00-460.00	335.50	502.50				

Special All Vaccinated Calf Sale included.

Stocker sale at **Ottawa Livestock Exchange: February 15, 2024: 55 Stockers**

Steers	Price Range	Average	Top	Heifers	Price Range	Average	Top
600-699	285.00-340.00	312.00	347.00	500-599	220.00-317.00	287.27	317.00
500-599	300.00-330.00	321.00	330.00				

ONTARIO BRED COW SALES

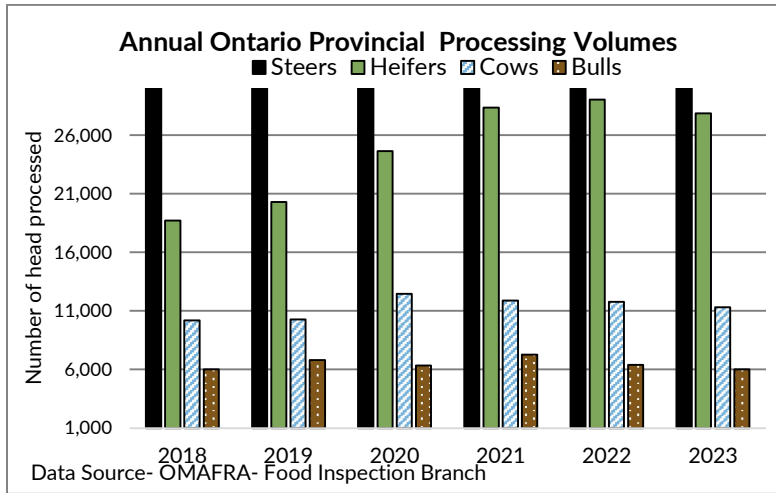
Keady Livestock Market, Feb 9, 2024 - 147 Bred cows, 4 cow/calf pairs

	<i>Exotic and Exotic X</i>	<i>British and British X</i>
Top quality bred cows	\$2500-\$4100	\$1800-\$2600
Avg quality bred cows	\$1600-\$2100	
Top quality bred heifers	\$3400-\$4000	

A strong offering of reputation cows and heifers sold with good buyer interest. (prices are per head and per pair)

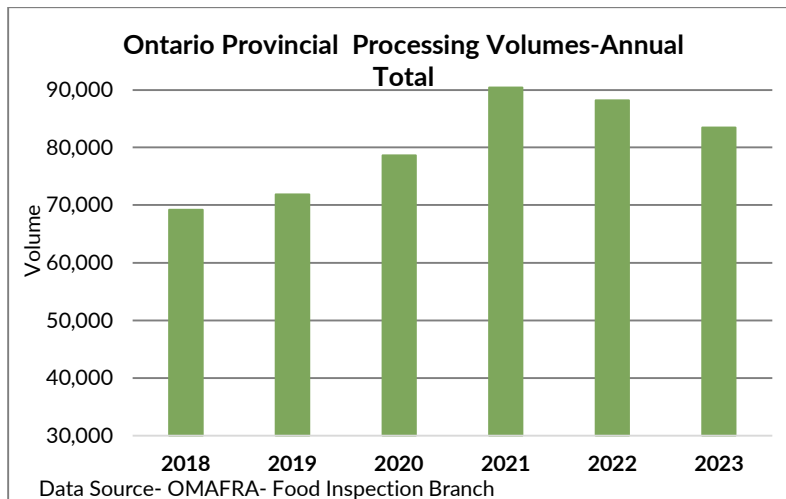
WEEKLY LIVE CATTLE EXPORTS-ONTARIO

	Week ending Jan 27, 2024	Week ending Jan 20, 2024	Year to Date
Total live slaughter cattle exported through Ontario ports to the U.S.	2,672	2,825	10,410
Steers & Heifers & Cows	2,570	2,701	9,598
Bulls	102	124	812



ONTARIO- FEDERALLY INSPECTED PROCESSING-Canfax/CBGA

	Week Ending Feb 10, 2024	# of hd change from week ago	YTD	% Change (Week Ago)	% Change (Year Ago)
Grand Total	10,994	+9	64,987	+0%	-6.5%



CANADIAN- FEDERALLY INSPECTED PROCESSING-Canfax/CBGA

	Week Ending Feb 10, 2024	# of hd change from week ago	YTD	% Change (Week Ago)	% Change (Year Ago)
Grand Total	62,295	-373	371,417	-1%	-4%
Western Processing	49,554	-218	297,058	-0%	-3%
Eastern Processing	12,586	-122	74,359	-1%	-6%

AVERAGE CARCASS WEIGHTS - CANADA-Canfax/CBGA

	Steers	Heifers
Feb 10, 2024	983	870
Feb 3, 2024	989	851
Feb 11, 2023	940	845

AVERAGE CARCASS WEIGHTS - ONTARIO-Canfax/CBGA

	Steers	Heifers
Feb 10, 2024	974	857
Feb 3, 2024	986	842
Feb 11, 2023	981	856

USDA ESTIMATED CATTLE PROCESSING VOLUME

	Week Ending February 17, 2024	Previous Week	Year Ago
Grand Total	608,000	622,000	625,000

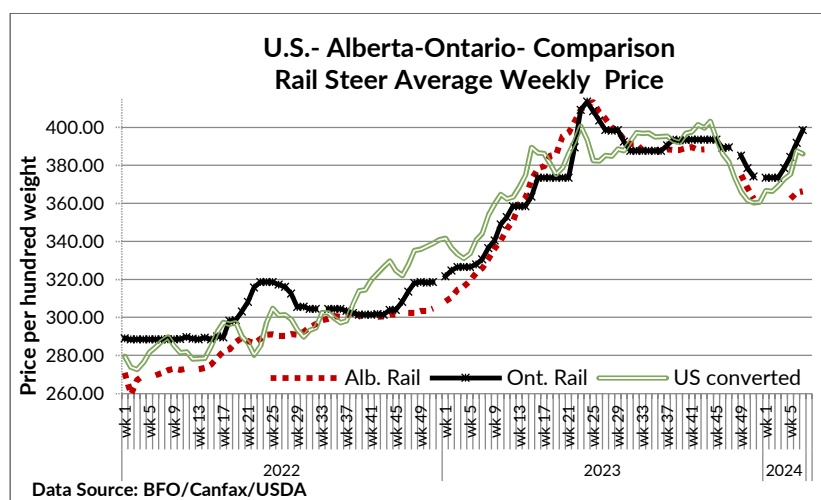
QUEBEC ELECTRONIC AUCTION MARKET (F.O.B. THE FEEDLOT)

	Price	Change from Last Week
For the week ending February 15, 2024	402.50	+13.50

ALBERTA DIRECT TRADE

Alberta's direct trade: for the week ending February 15, 2024

Steers	Live- FOB	219.00	Rail- FOB	360.50-368.50
Heifers	Live- FOB	N/T	Rail- FOB	360.50-368.50



U.S. TRADE (U.S. funds)

The U.S. cash cattle trade: for the week ending February 15, 2024

Choice and Select Steers and Heifers:	Live	178.00-184.00
	Rail	275.00-290.00

U.S. BOXED BEEF CUT-OUT VALUES (U.S. funds)

	Choice 600-900	Select 600-900
Current Five Day Average	293.94	285.88

BEEF EXPORTS - CANADA (AAFC)

	United States Jan 1- Dec 31/2023	Change from last year YTD	Mexico Jan 1- Dec 31/2023	Change from last year YTD
Total	375,177 tonnes	+4% or +14,127 tonnes	32,312 tonnes	+22% or +5,791 tonnes
	Japan Jan 1- Dec 31/2023	Change from last year YTD	South Korea Jan 1- Dec 31/2023	Change from last year YTD
Total	45,374 tonnes	-33% or -22,419 tonnes	14,220 tonnes	-25% or -4,743 tonnes
	Viet Nam Jan 1- Dec 31/2023	Change from last year YTD	Total Beef Exports Jan 1- Dec 31/2023	Change from last year YTD
Total	12,241 tonnes	-22% or -3,512 tonnes	498,917 tonnes	-2% or -12,104 tonnes

LIVE CATTLE - CANADA (AAFC)

IMPORTS	Import % change from 2022 YTD	EXPORTS	Export % change from 2023 YTD
Jan 1- Dec 31/2023		Jan 1- Jan 27/24	
Pure bred	8,936 -43%	Processing steers, heifers & cows	36,083 -4%
Non-pure bred	291,839 -3%	Feeder cattle & calves	7,412 -20%
		Bulls	1,270 -34%

BEEF IMPORTS - CANADA (AAFC)

	Jan 1 - Feb 3, 2024	Last Year Same Time	% Change
United States	7,961 tonnes	8,600 tonnes	-7%
Australia	2,653 tonnes	1,262 tonnes	+110%
New Zealand	693 tonnes	1,021 tonnes	-32%
Mexico	1,143 tonnes	993 tonnes	+15%
Non-CUSMA	6,358 tonnes	5,674 tonnes	+12%
EU-27 (beef/veal total)	912 tonnes	1,257 tonnes	-27%
Total	16,021 tonnes	16,848 tonnes	-5%

BEEF PRODUCTION - CANADA (AAFC)

	Jan 1 - Feb 3, 2024	Last Year Same Time	% Change
Fed	109,469 tonnes	106,176 tonnes	+3%
Non-fed	18,159 tonnes	20,182 tonnes	-10%

CHICAGO MERCANTILE EXCHANGE

Closing quotes on futures **today** were as follows:

Live Cattle			Feeder			Corn		
	US \$ cwt			US \$ cwt			US \$/bu	
Feb	184.77	+1.37	Mar	251.02	+3.92	Mar	4.164	-1.2
Apr	187.55	+1.95	Apr	253.55	+3.32	May	4.294	-0.2
Jun	182.82	+0.95	May	255.62	+2.72	Jul	4.402	+0.4
Aug	181.57	+1.05	Aug	266.98	+1.02	Sep	4.470	+1.4
Oct	184.57	+1.05	Sep	268.45	+0.77	Dec	4.586	+2.0
Dec	187.80	+0.90	Oct	268.97	+0.42	Mar	4.704	+2.4

Soybeans			Soft Red Winter Wheat			Canadian \$		
	US \$/bu			US \$/bu				
Mar	11.722	+10.0	Mar	5.604	-6.4	Spot	74.12	-0.11
May	11.762	+10.2	May	5.590	-8.2	Mar	74.15	-0.11
Jul	11.846	+9.4	Jul	5.616	-8.2	Jun	74.24	-0.11
Aug	11.784	+9.4	Sep	5.704	-8.4	Sep	74.30	-0.10
Sep	11.560	+8.2	Dec	5.846	-8.0	Dec	74.36	-0.10
Nov	11.484	+7.6	Mar	5.976	-8.0	Mar	74.41	-0.10

Beef Farmers of Ontario | Phone: 519.824.0334 | Fax: 519.824.9101 | Email: markets@ontariobeef.com

ONTARIO STOCKER & FEEDER SPECIAL FALL SALES

Feb 17	11:30 am	David Carsons Farm & Auctions	Bred Cows/Pairs, Breeder Bulls, Cull Cows, Stockers
Feb 24	after reg sale	Kawartha Lakes Community Sale Barn	Special Bred Cow Sale
Feb 28	12:00 pm	Aylmer Stockyards	Special Stocker Sale
Feb 28	1:00 pm	Vankleek Hill Livestock Exchange	Special Stocker Sale
Mar 6	7:00 pm	Cargill Auction Market	Special Stocker Sale
Mar 8	5:00 pm	Keady Livestock Market	Special Bred Cow/Heifer Sale
Mar 9	11:00 am	David Carsons Farm & Auctions	Bred Cows/Pairs, Breeder Bulls, Cull Cows, Stockers
Mar 13	10:00 am	Kawartha Lakes Community Sale Barn	Peterborough/Victoria Counties Stocker Sale
Mar 14	11:00 am	Ontario Stockyards Inc	Special Spring Stocker Sale (in reg sale)
Mar 15	11:00 am	Community Livestock Exchange	Quinte Cattlemens Stocker Sale
Mar 16	2:00 pm	Maple Hill Auctions Ltd	Rollin Acres Charolais Bull Sale

Comments for the week ending February 15, 2024

Fed steers and heifers selling through auction markets this week met a good demand. 282 head sold down 32 from the previous week and 181 fewer than the same week last year. Fed steers sold from \$222.04-\$244.05 averaging \$232.98 up \$1.14 cwt from the previous week and \$36.27 stronger than year ago prices. Heifers sold from \$223.69-\$246.24 averaging \$235.97 up \$6.17 cwt from the week before and \$41.20 cwt higher than year ago prices. Auction markets reported trade as slightly higher to \$7.00-\$8.00 cwt stronger to start and \$2.00-\$4.00 stronger as the week progressed.

The Ontario railgrade market started the week with bids at \$395.00 cwt dressed for steers and \$394.00 for heifers but no selling interest was reported. By Tuesday trade started to develop at \$400.00 cwt dressed for steers and \$399.00 for heifers with delivery the week of February 19th. Wednesday trade continued at \$400.00 for steers and \$399.00-\$400.00 for heifers with delivery now starting into the week of February 26th. Thursday saw steady trade with delivery being scheduled for the week of March 5th. U.S. packer interest continues. This week's average price is \$8.00 stronger than last week and \$68.00 cwt higher than year ago prices.

As of Feb 10, 2024 Ontario federal processing volumes are sitting at 64,987 head in total, down 6.2% from the same time last year and 10.5% below levels seen in 2022 at this time. In the mix steer volumes are down 9.2% from last year and 8.9% below 2022 volumes YTD. Heifers are up 11% over the same time in 2023 but 17% below YTD volumes in 2022. Cull cow processing volumes as of Feb 10, 2024 are down 9.8% from last year at this time and 10% below 2022 YTD.

The Canadian spot market for beef reported by Kevin Grier notes: "Both big plants in Alberta worked a full five days with Cargill at its 4,700 and JBS about 4,400. Neither worked Saturday. Cargill in Guelph slowed processing to 1,750 last week and will probably ease back to 1,600 or less this week. Supplies are probably tight in Ontario. Canadian spot market beef supply is tight. Buyers that need AA beef have had a tougher time than normal given unusually strong grading."

Light receipts of cull cows continued again this week in the dairy breeds while beef breeds were up slightly. There were 1,870 cull cows sold through auction markets down 77 head from the week before and 713 fewer than the same week last year. Cows ranged from \$109.72-\$150.27 with a weekly weighted average price of \$125.66, up \$6.00 cwt from last week and \$28.64 stronger than year ago prices. Auction markets reported trade from steady to \$4.00-\$7.00 cwt higher to start the week. By mid-week trade was \$2.00-\$4.00 cwt higher than the week before and ended the week on good demand at stronger prices. 391 beef cows were sold this week up 44 from the previous week averaging \$135.36 up \$9.60 cwt, while 1,479 dairy cows sold down 121 from the week before averaging \$122.47 up \$5.89 cwt on average.

4,909 stocker and feeder cattle were on offer at Ontario auction markets this week up 1,778 head from the week before and 1,398 more than the same time last year. Auction markets reported choice calves as selling \$5.00-\$10.00 cwt higher with second cut calves fully steady to start. As the week progressed calves were \$3.00-\$5.00 cwt higher and ended the week selling actively at strong to higher prices, with heifer calves bringing further premiums. Yearlings were noted as \$5.00-\$10.00 higher to \$3.00-\$5.00 higher as the week went along and by mid-week yearlings were holding steady. The heavier cattle ended the week selling actively at higher prices. Actual average prices this week saw steers from 300-400 lbs up \$43.63 cwt on average, 400-500 lbs up \$4.69, 500-600 lbs up \$24.71, 600-700 lbs up \$20.61, 700-800 lbs up \$20.81, 900-1000 lb steers averaged \$4.83 cwt lower while steers 1000 lbs plus averaged \$6.57 cwt higher than last week on average. Heifers from 300-400 lbs were up \$32.53 cwt, 400-500 lbs up \$38.38, 500-600 lb heifers up \$39.18, 600-700 lbs up \$6.93, 700-800 lbs up \$4.91, 800-900 lbs up \$7.33 and heifers 900 lbs and over averaged \$13.93 cwt stronger than last week's weighted average prices.

The Quebec electronic market this week sold at \$402.25 cwt dressed on a picked-up basis, up \$13.50 cwt from last week on average.

Alberta direct trade this week was light with sales early week from \$362.00-\$370.00 delivered on a dressed basis, which is steady to the week before. Thursday light trade developed at \$370.00 delivered noted Canfax, up \$2.00-\$5.00 cwt from last week. Canfax reports: "Cattle that traded this week were being scheduled anywhere from mid-March to mid-April delivery. US packers were active on the Western Canadian fed market. Cattle that traded South will be priced off the five-area average."

The U.S. cash cattle trade the week ending February 9th did not develop until late Friday afternoon, but was well worth the wait for sellers. Business in the south was light with prices mainly \$182.00 live up \$3.00-\$4.00 cwt from the previous week's trade. In the north light live trade was reported at \$179.00-\$182.00 cwt up \$2.00-\$3.00 cwt with dressed deals sharply higher. Cattle in the north ranged from \$280.00-\$290.00 dressed, mainly \$287.00-\$289.00 with prices increasing as the day progressed, averaging around \$7.00-\$8.00 cwt higher than the week before on average. Final results posted by the USDA Mandatory Price Report saw live steers overall for the week average \$181.15 up \$3.35 cwt while heifers averaged \$180.96 up \$3.18. On the rail steers averaged \$287.37 up \$7.84 cwt while heifers averaged \$287.44 up \$7.40.

The U.S. cash cattle trade this week was fairly quiet with a few lots sold here and there in Iowa at \$180.00 live and \$283.00-\$286.00 dressed but not nearly enough sold to establish a market for the week. By Wednesday trade was light to moderate in the south with prices down \$2.00 cwt from last week from \$179.00-\$180.00 live, mainly \$180.00 cwt. In the north a light trade was noted from \$180.00-\$181.00 live which is steady to \$1.00 below last week's northern trade but not enough sold to establish a market. Thursday, light to moderate trade developed in the north with sales \$1.00-\$2.00 cwt lower from \$179.00-\$180.00 live and a full trading range from \$275.00-\$290.00 dressed, mainly \$286.00-\$287.00 cwt. A few deals in the south continued at \$180.00 live also down \$2.00 from last week. Today the market is quiet with no bids on the table. Some clean up trade could surface but it appears that the bulk of business for the week is completed.