



## WEEKLY MARKET INFORMATION REPORT – FOR THE WEEK ENDING THURSDAY MARCH 7, 2024

The following information is collected from various sources and disseminated by Beef Farmers of Ontario.

### ONTARIO DIRECT TO PACKER RAILGRADE CATTLE TRADE

Prices are on a carcass weight basis before grade and weight discounts:

A Grade Steers      **400.00**  
 A Grade Heifers    **399.00 few at 400.00**

### ONTARIO LIVE CATTLE TRADE

Ontario auction sales this week saw weighted average price ranges for:

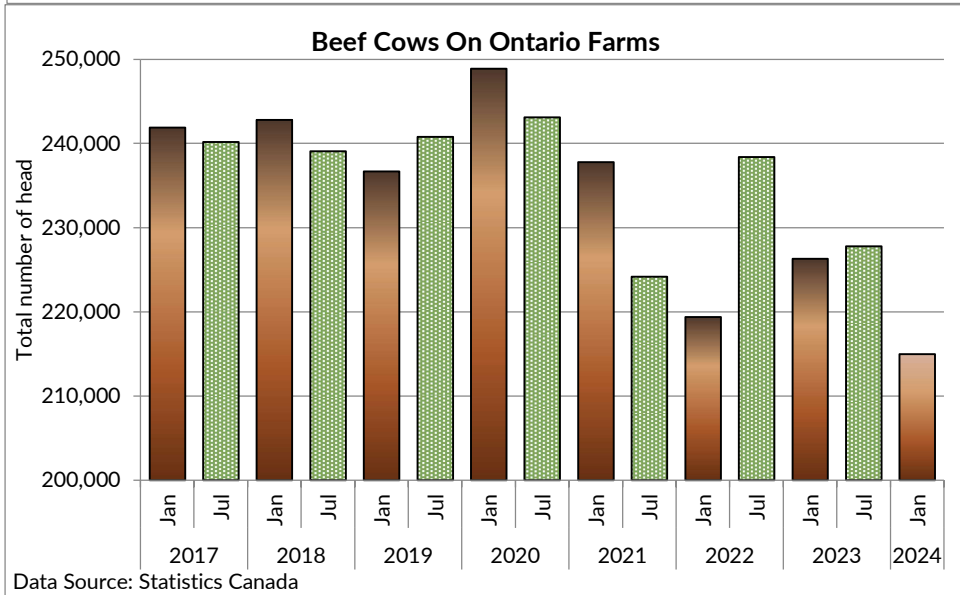
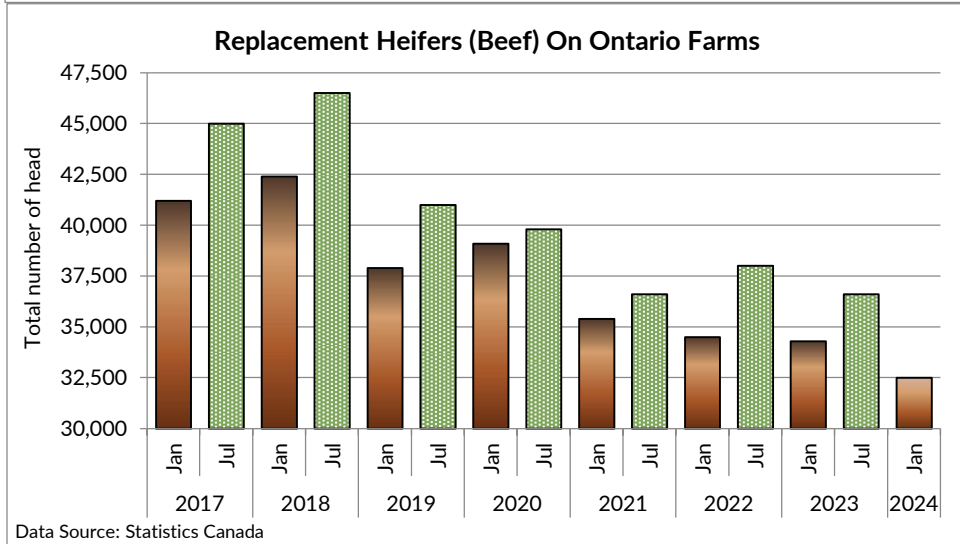
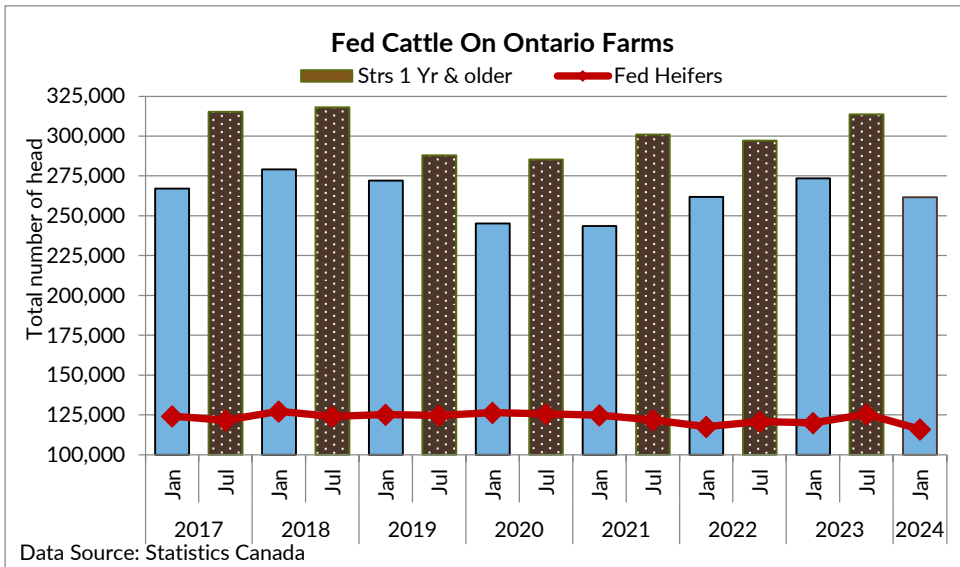
<b>FED CATTLE</b>	<b>Volume</b>	<b>Price Range</b>	<b>Average</b>	<b>Top</b>	<b>Last Week Avg</b>
Large Frame Steers +1250	75	229.32-247.97	239.64	266.00	222.44
Medium Frame Steers +1250	104	230.83-245.86	238.61	262.00	229.47
Large & Medium Frame Steers +1250	179	229.44-247.45	239.34	266.00	227.51
Large Frame Heifers +1000	76	223.99-245.68	236.29	283.00	242.37
Medium Frame Heifers +1000	169	225.84-249.53	238.13	297.50	238.19
Large & Medium Frame Heifers +1000	245	226.02-249.55	238.88	297.50	239.8
Fed steers, Dairy & Dairy Cross +1250	90	183.75-213.17	198.61	244.00	201.03
Fed heifers, Dairy & Dairy Cross +1000	136	156.79-202.50	183.41	238.50	181.97
Cows - All Weights	1,792	116.22-154.62	133.35	227.49	128.69
Bulls - All Weights	108	144.27-194.04	170.28	335.00	166.69

#### STOCKERS - Large and Medium Frame

<b>STEERS</b>	<b>Volume</b>	<b>Price Range</b>	<b>Average</b>	<b>Top</b>	<b>Last Week Avg</b>
1000+	556	287.54-317.71	297.44	326.00	301.75
900-999	308	288.76-323.59	307.32	332.00	311.49
800-899	257	289.88-334.13	315.35	342.00	328.59
700-799	334	287.28-360.50	328.84	383.00	336.02
600-699	361	274.95-383.89	343.78	425.00	366.37
500-599	247	290.93-401.61	358.70	462.00	398.81
400-499	126	319.49-442.16	391.76	470.00	389.88
-399	48	304.15-533.85	420.66	1020.00	383.53

#### STOCKERS - Large and Medium Frame

<b>HEIFERS</b>	<b>Volume</b>	<b>Price Range</b>	<b>Average</b>	<b>Top</b>	<b>Last Week Avg</b>
+900	156	246.73-270.56	260.31	292.50	267.54
800-899	81	246.25-283.06	272.24	309.00	270.65
700-799	153	246.76-319.19	285.16	335.00	286.66
600-699	270	241.21-338.93	294.81	360.00	309.90
500-599	231	223.93-352.83	311.52	389.99	335.02
400-499	113	225.46-347.00	295.07	381.00	336.10
300-399	24	222.29-316.21	264.63	393.00	268.49
-299	17	325.94-504.76	434.17	800.00	280.60



At Kawartha Lakes Community Sale Barn: **March 2, 2024–117 cows, 11 bulls, 40 veal, 17 fed cattle, 46 stockers**

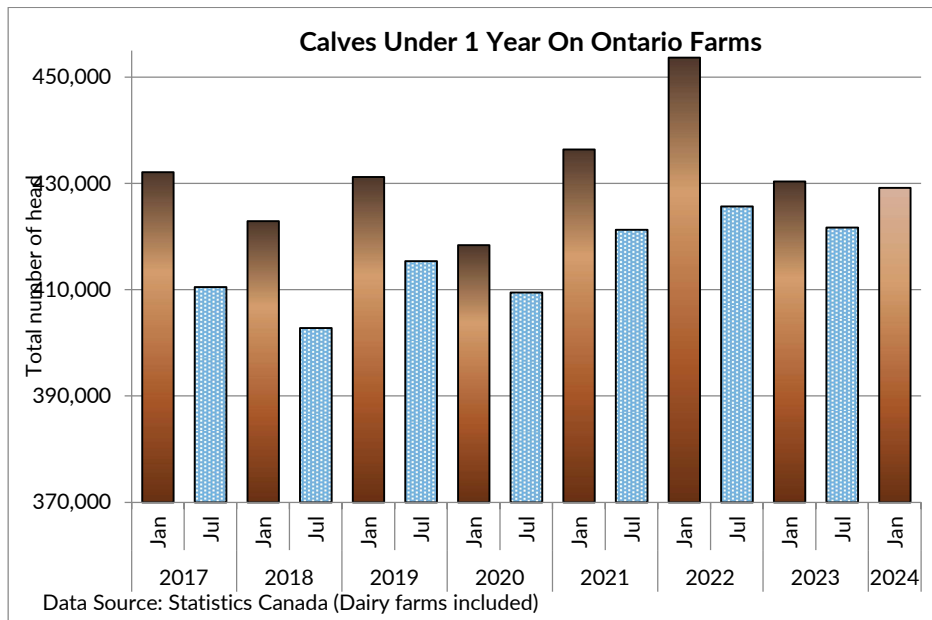
	Price Range	Avg.	Top
Cows	117.00-149.00	129.40	170.00
Bulls under 1600 lbs	162.00-178.00	170.74	178.00
Bulls over 1600 lbs	130.00-194.00	149.81	194.00
Veal Calves 600 lbs plus	200.00-230.00	211.96	230.00
Veal Calves 125 lbs & under	450.00-775.00	590.44	850.00

At Denfield Livestock Exchange Inc.: **March 5, 2024 - 167 Fed Cattle, 61 Cows, 10 Veal, 9 Bulls**

	Price Range	Average	Top
Large & Medium Frame Fed Steers +1250 lbs	239.00-248.25	243.83	266.00
Large & Medium Frame Fed Heifers +1000 lbs	237.00-250.00	244.67	259.50
Fed Steers, Dairy & Dairy Cross +1250 lbs	217.00-244.00	229.05	244.00
Fed Heifers, Dairy & Dairy Cross +1000 lbs	160.00-232.00	198.00	238.50
Cows	120.00-167.00	143.80	214.00
Veal +600 lbs	210.00-230.00	219.50	230.00

At Aylmer Stockyards Inc.: **March 6, 2024 - 25 Veal, 129 Cows, 87 Fed cattle, 27 Stockers, 2 Bulls**

	Price Range	Average	Top
Large & Medium Frame Fed Steers +1250 lbs	229.99-243.99	234.69	243.99
Large & Medium Frame Fed Heifers +1000 lbs	197.99-260.00	229.99	260.00
Fed Heifers, dairy & dairy cross 1000+ lbs	159.00-206.99	191.19	206.99
Cows	11.0.00-185.00	134.69	191.99
Veal calves 600 lbs +	189.99-270.00	230.79	270.00



### ONTARIO STOCKER & FEEDER TRADE

Stocker sale at Brussels Livestock: **March 1, 2024–953 Stockers**

Steers	Price Range	Average	Top	Heifers	Price Range	Average	Top
1000+	287.00-314.00	298.05	314.00	900+	267.00-287.00	278.60	288.00
900-999	277.00-327.50	302.83	332.00	800-899	290.00-309.00	301.04	309.00
800-899	303.00-342.00	325.49	342.00	700-799	291.00-333.00	320.41	333.00
700-799	310.50-370.00	346.77	370.00	600-699	270.00-352.50	299.94	360.00
600-699	299.00-407.00	359.13	425.00	500-599	252.00-364.00	322.63	370.00
500-599	314.00-398.00	367.18	425.00	400-499	354.00-381.00	370.67	381.00
400-499	342.00-420.00	375.35	440.00	300-399	295.00-393.00	360.33	393.00

Stocker sale at Temiskaming Livestock Exchange: **March 4, 2024-108 Stockers**

Steers	Price Range	Average	Top	Heifers	Price Range	Average	Top
700-799	300.00-327.50	309.69	345.00	600-699	275.00-345.00	307.83	345.00
600-699	300.00-372.50	341.83	385.00	500-599	256.00-340.00	322.50	340.00
500-599	352.50-410.00	364.52	410.00				
400-499	305.00-395.00	357.81	395.00				

Stocker sale at Community Livestock Exchange: **March 5, 2024: 187 Stockers**

Steers	Price Range	Average	Top	Heifers	Price Range	Average	Top
800-899	225.00-314.99	258.19	314.99	600-699	212.50-339.99	264.69	339.99
700-799	164.99-329.99	243.40	329.99	500-599	189.99-389.99	315.49	389.99
600-699	225.00-377.49	332.50	377.49	400-499	204.99-375.00	331.09	375.00
500-599	204.99-420.00	341.50	420.00				
400-499	300.00-470.00	396.30	470.00				

Stocker sale at Renfrew Pontiac Livestock: **March 5, 2024: 358 Stockers**

Steers	Price Range	Average	Top	Heifers	Price Range	Average	Top
700-799	262.50-350.99	325.70	350.99	700-799	220.00-335.00	277.70	335.00
600-699	220.00-395.00	349.59	395.00	600-699	185.00-335.99	302.99	335.99
500-599	275.00-429.99	384.20	429.99	500-599	194.99-337.50	302.40	337.50
400-499	275.00-454.99	388.79	454.99	400-499	225.00-347.50	283.19	347.50

Stocker sale at Ontario Livestock Exchange: **March 6, 2024 - 538 Stockers**

Steers	Price Range	Average	Top	Heifers	Price Range	Average	Top
1000+	294.00-326.00	302.05	326.00	900+	267.50-284.00	279.25	284.00
900-999	301.00-325.00	314.33	325.00	800-899	272.00-286.00	282.00	286.00
800-899	310.00-337.00	329.11	337.00	700-799	237.50-297.50	267.50	297.50

Stocker sale at Ontario Livestock Exchange: **March 7, 2024 -333 Stockers**

Steers	Price Range	Average	Top	Heifers	Price Range	Average	Top
700-799	260.00-355.00	307.19	355.00	700-799	232.50-315.00	266.57	320.00
600-699	267.50-360.00	313.88	380.00	600-699	240.00-337.50	286.06	340.00
500-599	185.00-345.00	296.67	400.00	500-599	205.00-335.00	288.75	350.00
400-499	285.00-435.00	398.64	435.00	400-499	175.00-322.50	236.07	365.00
399-	395.00-470.00	426.67	470.00	300-399	217.50-310.00	248.33	345.00

Stocker sale at Ontario Stockyards Inc: **March 7, 2024: 693 Stockers**

Steers	Price Range	Average	Top	Heifers	Price Range	Average	Top
900-999	272.50-305.00	293.96	305.00	800-899	225.00-292.00	274.63	292.00
800-899	272.50-335.00	311.23	335.00	700-799	259.00-331.00	306.03	331.00
700-799	305.00-371.00	343.04	383.00	600-699	250.00-351.00	302.78	358.00
600-699	311.00-390.00	355.14	422.50	500-599	250.00-360.00	322.97	360.00
500-599	350.00-418.00	384.77	462.00	400-499	220.00-357.00	300.79	357.00
400-499	380.00-470.00	428.52	470.00				

Stocker sale at Ottawa Livestock Exchange: **March 7, 2024: 68 Stockers**

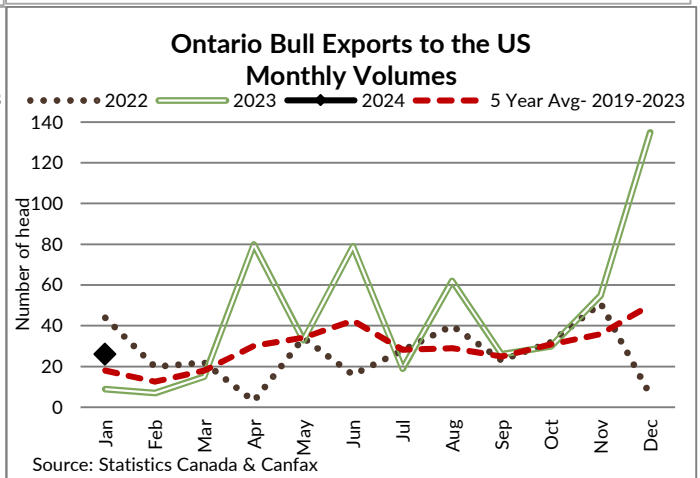
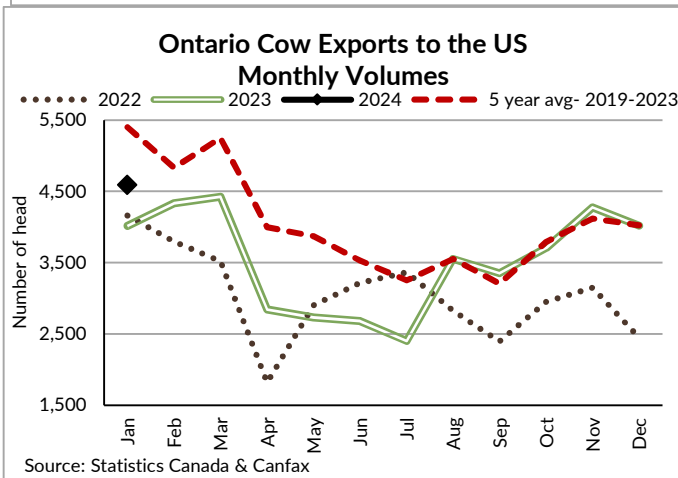
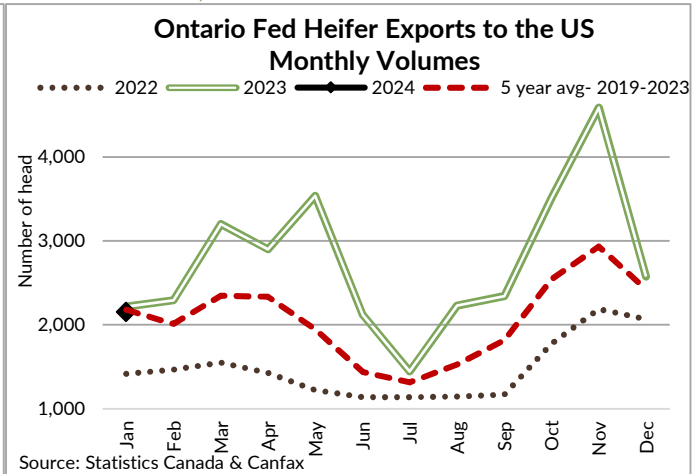
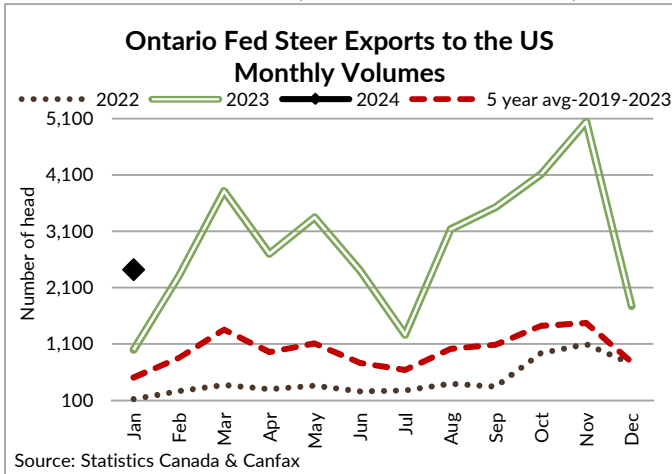
Steers	Price Range	Average	Top	Heifers	Price Range	Average	Top
500-599	267.00-362.00	309.45	380.00	600-699	235.00-280.00	272.00	320.00
400-499	272.00-367.00	311.80	400.00	500-599	245.00-332.00	298.00	332.00

**WEEKLY LIVE CATTLE EXPORTS-ONTARIO**

	Week ending Feb 17, 2024	Week ending Feb 10, 2024	Year to Date
Total live slaughter cattle exported through Ontario ports to the U.S.	2,303	2,795	18,786
Steers & Heifers & Cows	2,201	2,713	17,617
Bulls	102	82	1,169

## MONTHLY LIVE CATTLE EXPORTS TO THE U.S. FROM ONTARIO (Canfax/Stats Canada)

	January 2024	YTD 2024	January 2023	% change from 2023
<b>Steers</b>	2,422	2,422	1,000	+142%
<b>Heifers</b>	2,158	2,158	2,216	-3%
<b>Cows</b>	4,592	4,592	4,014	+14%
<b>Bulls</b>	26	26	9	+189%
<b>Feeders</b>	7	7	211	-97%
<b>Total</b>	9,205	9,205	7,450	+23.6%



### ONTARIO- FEDERALLY INSPECTED PROCESSING-Canfax/CBGA

	Week Ending Mar 2, 2024	# of hd change from week ago	YTD	% Change (Week Ago)	% Change (Year Ago)
<b>Grand Total</b>	9,938	+1,417	93,001	+16.6%	-8.8%

### CANADIAN- FEDERALLY INSPECTED PROCESSING-Canfax/CBGA

	Week Ending Mar 2, 2024	# of hd change from week ago	YTD	% Change (Week Ago)	% Change (Year Ago)
<b>Grand Total</b>	60,901	+5,913	547,713	+11%	-4%
<b>Western Processing</b>	49,252	+4,276	440,460	+10%	-2%
<b>Eastern Processing</b>	11,649	+1,637	107,253	+16%	-8%

### AVERAGE CARCASS WEIGHTS - CANADA-Canfax/CBGA

	Steers	Heifers
Mar 2, 2024	972	868
Feb 24, 2024	970	872
Mar 4, 2023	927	850

## AVERAGE CARCASS WEIGHTS – ONTARIO-Canfax/CBGA

	Steers	Heifers
Mar 2, 2024	980	839
Feb 24, 2024	975	827
Mar 4, 2023	970	863

## USDA ESTIMATED CATTLE PROCESSING VOLUME

	Week Ending	Previous Week	Year Ago
	March 9, 2024		
Grand Total	583,000	599,000	631,000

## QUEBEC ELECTRONIC AUCTION MARKET (F.O.B. THE FEEDLOT)

	Price	Change from Last Week
For the week ending March 7, 2024	398.00	-4.08

## ALBERTA DIRECT TRADE

Alberta's direct trade: for the week ending March 7, 2024

Steers	Live- FOB	239.00	Rail- FOB	377.25-378.50
Heifers	Live- FOB	236.25-239.00	Rail- FOB	377.00-377.25

## U.S. TRADE (U.S. funds)

The U.S. cash cattle trade: for the week ending March 7, 2024

Choice and Select Steers and Heifers:	Live	182.00-188.00
	Rail	290.00-300.00

## U.S. BOXED BEEF CUT-OUT VALUES (U.S. funds)

	Choice	Select
	600-900	600-900
Current Five Day Average	305.58	295.43

## BEEF EXPORTS – CANADA (AAFC)

	United States	Change from last year YTD	Mexico	Change from last year YTD
	Jan 1- Dec 31/2023		Jan 1- Dec 31/2023	
Total	375,177 tonnes	+4% or +14,127 tonnes	32,312 tonnes	+22% or +5,791 tonnes
	Japan		South Korea	
	Jan 1- Dec 31/2023		Jan 1- Dec 31/2023	
Total	45,374 tonnes	-33% or -22,419 tonnes	14,220 tonnes	-25% or -4,743 tonnes
	Viet Nam		<b>Total Beef Exports</b>	
	Jan 1- Dec 31/2023		Jan 1- Dec 31/2023	
Total	12,241 tonnes	-22% or -3,512 tonnes	498,917 tonnes	-2% or -12,104 tonnes

## LIVE CATTLE – CANADA (AAFC)

		Import % change		EXPORTS		Export %
		from 2022 YTD				change from
						2023 YTD
Jan 1- Dec 31/2023			Jan 1- Feb 17/24			
Pure bred	8,936	-43%	Processing steers, heifers & cows	72,643		+10%
Non-pure bred	291,839	-3%	Feeder cattle & calves	15,242		-9%
			Bulls	2,498		-24%

## BEEF IMPORTS – CANADA (AAFC)

	Jan 1 – Feb 24, 2024	Last Year Same Time	% Change
United States	13,013 tonnes	13,695 tonnes	-5%
Australia	3,700 tonnes	1,684 tonnes	+120%
New Zealand	1,197 tonnes	1,926 tonnes	-38%
Mexico	1,080 tonnes	1,345 tonnes	-20%
Non-CUSMA	11,697 tonnes	8,230 tonnes	+42%
EU-27 (beef/veal total)	1,810 tonnes	1,775 tonnes	+2%
Total	27,851 tonnes	25,781 tonnes	+8%

## BEEF PRODUCTION – CANADA (AAFC)

	Jan 1 – Feb 24, 2024	Last Year Same Time	% Change
Fed	171,150 tonnes	169,036 tonnes	+1%
Non-fed	29,644 tonnes	31,191 tonnes	-5%

## CHICAGO MERCANTILE EXCHANGE

Closing quotes on futures **today** were as follows:

Live Cattle			Feeder			Corn		
	US \$ cwt			US \$ cwt			US \$/bu	
<b>Apr</b>	187.60	-1.12	<b>Mar</b>	249.20	-1.82	<b>Mar</b>	4.262	+0.2
<b>Jun</b>	183.42	-1.17	<b>Apr</b>	254.10	-2.20	<b>May</b>	4.396	+1.6
<b>Aug</b>	182.25	-1.25	<b>May</b>	256.75	-1.70	<b>Jul</b>	4.516	+2.2
<b>Oct</b>	185.55	-1.20	<b>Aug</b>	268.35	-1.07	<b>Sep</b>	4.592	+2.6
<b>Dec</b>	189.50	-0.90	<b>Sep</b>	269.32	-1.12	<b>Dec</b>	4.720	+3.0
<b>Feb</b>	192.75	-0.70	<b>Oct</b>	269.70	-1.10	<b>Mar</b>	4.842	+2.6
Soybeans			Soft Red Winter Wheat			Canadian \$		
	US \$/bu			US \$/bu				
<b>Mar</b>	11.704	+13.4	<b>Mar</b>	5.266	+6.0	<b>Spot</b>	74.16	-0.15
<b>May</b>	11.840	+17.6	<b>May</b>	5.376	+9.2	<b>Mar</b>	74.17	-0.15
<b>Jul</b>	11.954	+19.4	<b>Jul</b>	5.502	+10.2	<b>Jun</b>	74.27	-0.15
<b>Aug</b>	11.890	+19.2	<b>Sep</b>	5.644	+10.6	<b>Sep</b>	74.35	-0.15
<b>Sep</b>	11.770	+19.0	<b>Dec</b>	5.826	+11.0	<b>Dec</b>	74.43	-0.15
<b>Nov</b>	11.736	+20.0	<b>Mar</b>	5.994	+11.4	<b>Mar</b>	74.52	-0.15

Beef Farmers of Ontario | Phone: 519.824.0334 | Fax: 519.824.9101 | Email: [markets@ontariobeef.com](mailto:markets@ontariobeef.com)

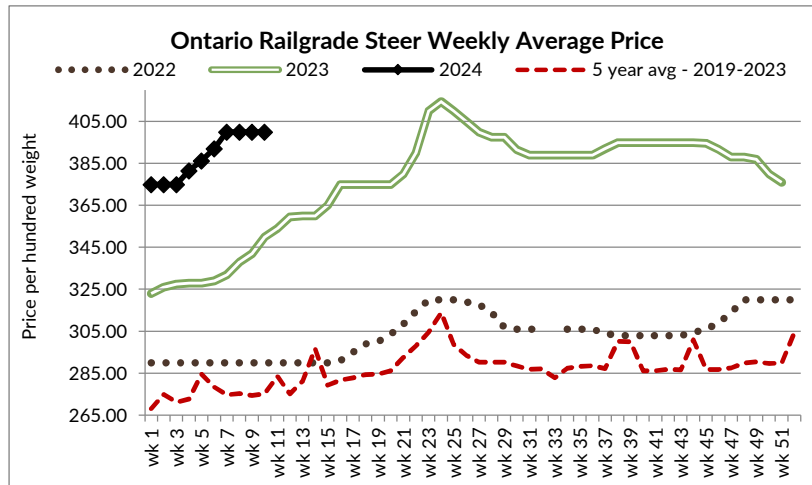
## ONTARIO STOCKER & FEEDER SPECIAL FALL SALES

Mar 9	11:00 am	David Carsons Farm & Auctions	Bred Cows/Pairs, Breeder Bulls, Cull Cows, Stockers
Mar 13	10:00 am	Kawartha Lakes Community Sale Barn	Peterborough/Victoria Counties Stocker Sale
Mar 14	11:00 am	Ontario Stockyards Inc	Special Spring Stocker Sale (in reg sale)
Mar 15	11:00 am	Community Livestock Exchange	Quinte Cattlemens Stocker Sale
Mar 16	2:00 pm	Maple Hill Auctions Ltd	Rollin Acres Charolais Bull Sale
Mar 23	11:00 am	David Carsons Farm & Auctions	Beef Cow & Calf Sale, Cow/calf pairs
Mar 23	11:00 am	Denfield Livestock Exchange	Vaccinated Calf & Yearling Sale
Mar 27	12:00 pm	Aylmer Stockyards Inc	Special Stocker Sale
Mar 27	1:00 pm	Vankleek Hill Livestock Exchange	Special Stocker Sale
Mar 27	7:00 pm	Cargill Auction Market	Special Stocker Sale
Apr 6	11:00 am	Denfield Livestock Exchange	Vaccinated Calf & Yearling Sale
Apr 6	2:00 pm	Keady Livestock Market	Saunders' Annual Charolais Bull Sale

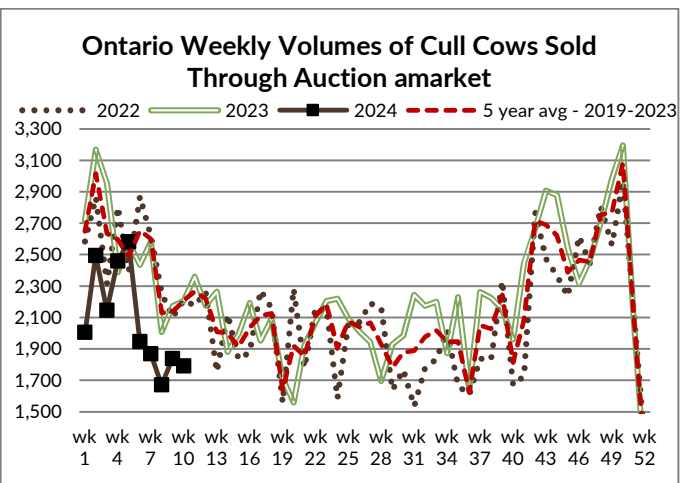
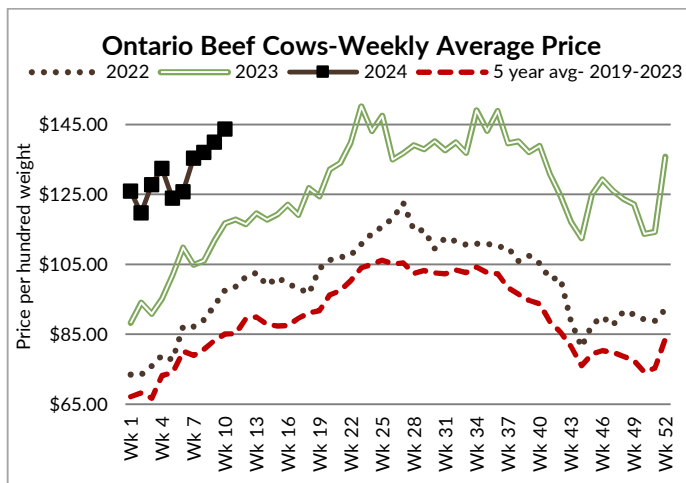
### Comments for the week ending March 7, 2024

Slightly larger receipts of fed steers and heifers were on offer at auction markets this week at 424 head, up 39 from the week before and 13 more than the same week last year. Fed steers ranged from \$229.44-\$247.45 cwt averaging \$239.34 up \$11.83 from last week's lower market and \$33.12 stronger than year ago prices. Fed heifers sold from \$226.02-\$249.55 averaging \$238.88 down \$0.92 cwt from the week before and \$32.97 higher than year ago prices. Auction markets reported a good steady trade with prices steady to slightly higher. By mid-week prices were noted as \$2.00-\$4.00 cwt stronger and ended the week \$1.00-\$2.00 cwt higher than last week.

The Ontario railgrade market has been trading sideways for four consecutive weeks with steers reported at \$400.00 cwt dressed and heifers at \$399.00 with a couple at \$400.00 cwt. Sales this week were being scheduled for the week of April 1<sup>st</sup> with one packer and immediate delivery with another. U.S. packer interest was noted at a slight premium to local packers. This week's average price is \$50.00 cwt above year ago prices.



The cull cow market met good demand this week with light receipts of 1,792 head selling through auction markets, down 47 from the previous week and 415 fewer than last year at this time. Year to date there has been 20,808 cull cows sold through auction markets, down 17.5% from this time last year and 16.8% below the same time in 2022. Cows saw a full trading range of \$116.22-\$154.62 cwt averaging \$133.35 up \$4.66 cwt from the week before and \$23.22 stronger than year ago prices. This week's average price is \$0.79 cwt shy of the top price set last year. Auction markets reported trade as active with prices steady to stronger and by mid-week prices were up \$4.00-\$8.00 cwt. The market ended the week holding steady. 353 of this week's offering were beef cows up 66 head from the previous week averaging \$143.70 cwt up \$3.78 from last week's weighted average beef cow price. 1,439 dairy cows sold this week down 113 head from the week before, averaging \$130.65 up \$6.70 cwt.





The Stats Canada January 1st Cattle Inventory was released last week. Overall volumes of fed cattle on Ontario farms total 377,700 head as of Jan 1, 2024 which is down 4% from Jan 1, 2023 and 0.5% below Jan 1, 2022. Included in the total are 261,700 steers down 0.7% from Jan 1, 2023 and steady to Jan 1, 2022. Fed steers on beef farms are down 2.7% from last January while steers on dairy farms are up 12.5% year over year. Fed heifers overall total 116,000 on Jan 1, 2024 down 3.4% from Jan 1, 2023 and 3% below Jan 1, 2022. Fed heifers on beef farms on Jan 1, 2024 are down 3.6% from Jan 1, 2023 while fed heifers on dairy farms are fully steady to Jan 1, 2023. Beef replacement heifers on Ontario Farms as of Jan 1, 2024 total 32,500 head down 5% from Jan 1, 2023 and 5.8% below Jan 1, 2022. The Jan 1, 2024 beef replacement heifer volume is the lowest Jan 1st volume since data collection started in 1971. Beef cow inventories on Ontario Farms as of Jan 1, 2024 total 215,000 head down 5% from Jan 1, 2023 and 2% below Jan 1, 2022. The Jan 1, 2024 beef cow volume on Ontario farms is the lowest Jan 1st volume reported since Jan 1, 1951. The Inventory for calves under 1 year, on Ontario Farms as of Jan 1, 2024 totals 429,200 head, down just 0.3% from Jan 1, 2023 and 5.4% lower than Jan 1, 2022. Calves under 1 year on Jan 1, 2024 on beef farms specifically are down 3.5% from Jan 1, 2023 but about steady to Jan 1, 2022. Calves under 1 year of age on Ontario dairy farms are up 4.7% over Jan 1, 2023 but down 3% from Jan 1, 2022.

3,282 stocker and feeder cattle sold through auction markets this week down 587 head from the previous week and 270 fewer than the same week last year. Auction markets reported trade as steady to fully steady for the most part with yearlings trading slightly easier by mid-week. By Thursday calves were selling fully steady to higher on real good demand with quality considered. Actual average prices this week saw steers 400-500 lbs up \$1.88 cwt, 500-600 lbs down \$40.11, 600-700 lbs down \$22.59, 700-800 lbs down \$7.18, 800-900 lbs down \$13.24, 900-1000 lbs down \$4.17 cwt and steers 1000 lbs plus averaged \$4.31 cwt lower than last week's weighted average prices. Heifers from 300-400 lbs were \$3.86 cwt lower than last week, 400-500 lbs were down \$41.03, 500-600 lbs down \$23.50, 600-700 lbs down \$15.09, 700-800 lbs down \$1.50, 800-900 lbs up \$1.59 while heifers 900 lbs plus averaged \$7.23 cwt easier than last week on average.

The Quebec electronic market this week sold at \$398.00 cwt dressed on a picked-up basis, down \$4.08 cwt from last week on average.

Alberta direct trade was reported by Canfax as light with sales at \$380.00 cwt delivered on a dressed basis, up \$2.00-\$7.00 from last week's trade. Canfax reports: "Cattle that traded were being schedule for early April delivery. Competition on the cash market was decent with four Western Canadian packers buying cattle. US packer interest was noted from at least 2 Pacific Northwest US plants. Cattle that traded to the US were at a premium over local deals. Could be weather related but non-fed volumes through commercial auction facilities have been very light. It would not be surprising if packers started to scale back hours on the cows in the coming weeks to match tighter numbers."

The U.S. cash cattle trade for the week ending March 1st was light to moderate in volume. In the south trade was reported from \$181.00-\$183.00 live, majority at \$183.00 which is fully steady. In the north some live trade was reported from \$182.00-\$185.00, mainly \$183.00-\$184.00 which is steady to \$0.50 higher. On the rail trade ranged from \$290.00-\$295.00 cwt dressed, most at \$290.00 which is around \$2.00 cwt easier than the previous week's trade. Overall average prices for the week, reported by the USDA Mandatory Price Report saw live steers average \$183.30 up \$0.35 while heifers averaged \$182.99 up \$0.04. On the rail steers averaged \$290.36 down \$1.25 cwt with heifers averaging \$290.60 down \$1.09.

The U.S. cash cattle trade this week was limited up until Thursday, with just a couple of deals in Iowa Tuesday at \$183.00 live which is fully steady to last week but not enough to establish a market. A couple of deals in Iowa and Nebraska late Wednesday at \$184.00 cwt live were noted, which is steady to \$1.00 stronger than last week but not nearly enough trade to establish a market. Thursday a light to moderate trade developed in the north with live sales from \$182.00-\$188.00, mainly \$185.00 cwt up \$2.00 from last week's northern trade. On a dressed basis sales were reported from \$290.00-\$300.00 cwt dressed mainly \$294.00 up \$4.00 cwt from the previous week's averages. The south was fairly quiet with just a couple of sales noted at \$186.00 live up \$3.00 from last week but not enough sold to establish trade. Today a light trade in the south is sitting at \$185.00 live up \$2.00 cwt, while the north is quiet following yesterday's active trade. Asking prices are at \$187.00-\$189.00 live in the south and \$295.00 dressed in the north, however business appears to be completed for the week.