



WEEKLY MARKET INFORMATION REPORT – FOR THE WEEK ENDING THURSDAY MARCH 14, 2024

The following information is collected from various sources and disseminated by Beef Farmers of Ontario.

ONTARIO DIRECT TO PACKER RAILGRADE CATTLE TRADE

Prices are on a carcass weight basis before grade and weight discounts:

A Grade Steers **400.00**
A Grade Heifers **399.00**

ONTARIO LIVE CATTLE TRADE

Ontario auction sales this week saw weighted average price ranges for:

FED CATTLE	Volume	Price Range	Average	Top	Last Week Avg
Large Frame Steers +1250	60	223.25-248.01	235.49	269.50	239.64
Medium Frame Steers +1250	114	231.91-247.98	241.30	265.00	238.61
Large & Medium Frame Steers +1250	174	223.17-247.35	240.15	269.50	239.34
Large Frame Heifers +1000	81	227.19-254.91	242.42	297.50	236.29
Medium Frame Heifers +1000	180	230.24-244.53	237.96	274.00	238.13
Large & Medium Frame Heifers +1000	261	228.51-248.93	238.93	297.50	238.88
Fed steers, Dairy & Dairy Cross +1250	78	196.38-218.22	205.53	237.50	198.61
Fed heifers, Dairy & Dairy Cross +1000	113	166.50-204.13	185.83	235.25	183.41
Cows - All Weights	1,905	114.97-155.14	133.21	270.49	133.35
Bulls - All Weights	101	182.52-236.42	210.70	578.09	170.28

STOCKERS - Large and Medium Frame

STEERS	Volume	Price Range	Average	Top	Last Week Avg
1000+	442	289.44-316.91	303.35	321.00	297.44
900-999	370	289.66-322.90	312.26	330.50	307.32
800-899	431	298.47-343.90	327.45	355.00	315.35
700-799	474	317.81-380.91	349.76	398.00	328.84
600-699	555	319.82-404.35	363.45	437.00	343.78
500-599	444	361.50-466.91	419.84	500.00	358.70
400-499	178	358.02-468.15	414.49	510.00	391.76
-399	67	306.60-480.75	375.06	970.00	420.66

STOCKERS - Large and Medium Frame

HEIFERS	Volume	Price Range	Average	Top	Last Week Avg
+900	194	259.55-288.13	273.93	300.00	260.31
800-899	255	268.01-315.56	295.34	330.00	272.24
700-799	346	287.12-330.74	313.63	345.00	285.16
600-699	513	296.88-357.10	328.28	395.00	294.81
500-599	380	280.28-375.99	338.44	415.00	311.52
400-499	233	311.00-391.79	348.64	445.00	295.07
300-399	79	278.83-363.77	321.09	425.00	264.63
-299	7	230.00-307.14	273.26	525.00	434.17

At Kawartha Lakes Community Sale Barn: **March 9, 2024-135 cows, 6 bulls, 44 veal, 14 fed cattle, 34 stockers**

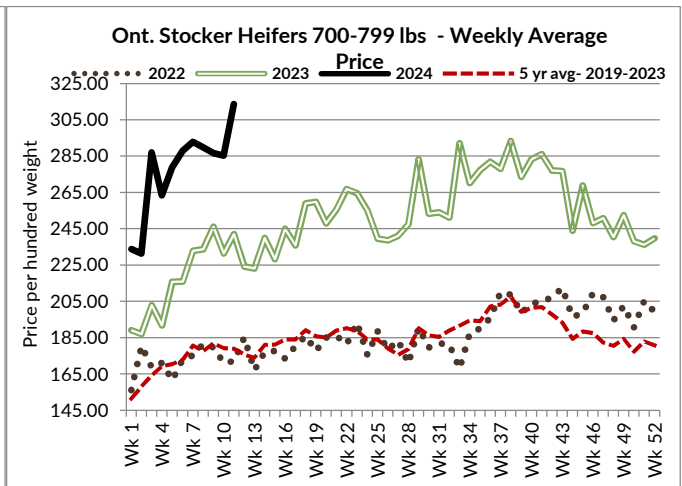
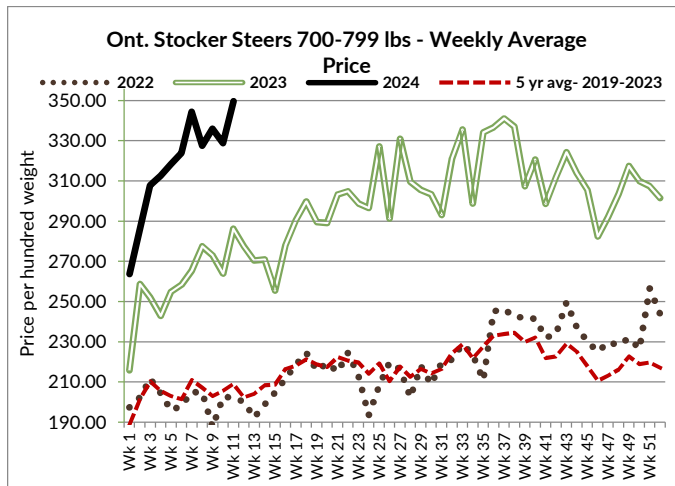
	Price Range	Avg.	Top
Cows	119.00-157.00	132.81	174.00
Veal Calves 600 lbs plus	180.00-230.00	205.11	230.00
Veal Calves 125 lbs & under	500.00-900.00	648.21	900.00

At Denfield Livestock Exchange Inc.: **March 12, 2024 - 238 Fed Cattle, 36 Stocker, 52 Cows, 6 Veal, 3 Bulls**

	Price Range	Average	Top
Large & Medium Frame Fed Steers +1250 lbs	232.00 - 245.00	240.96	269.50
Large & Medium Frame Fed Heifers +1000 lbs	240.00 - 247.25	243.50	277.00
Fed Heifers, Dairy & Dairy Cross +1000 lbs	183.00 - 235.25	203.94	235.25
Cows	106.00 - 160.00	135.90	183.00

At Aylmer Stockyards Inc.: **March 13, 2024 - 33 Veal, 180 Cows, 29 Fed cattle, 13 Stockers, 1 Bull**

	Price Range	Average	Top
Fed Heifers, dairy & dairy cross 1000+ lbs	150.00 - 204.00	187.70	204.00
Cows	105.00 - 188.99	136.60	206.00
Veal calves 600 lbs +	194.99 - 279.99	228.29	279.99



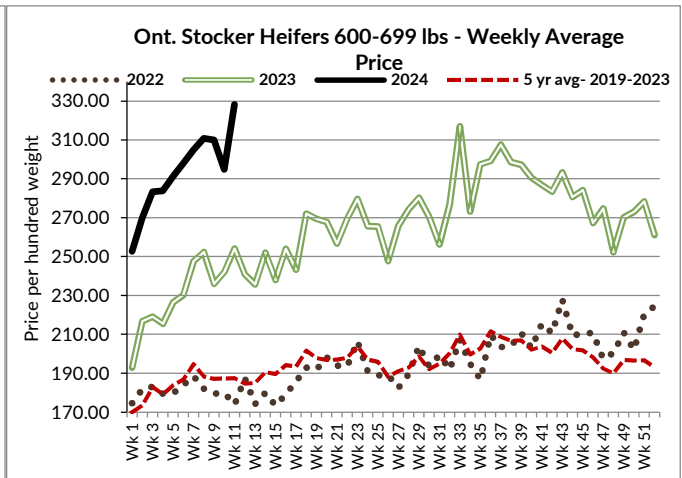
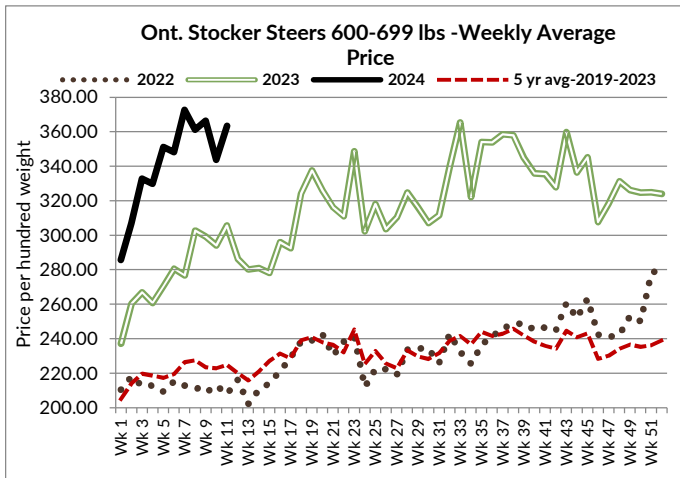
ONTARIO STOCKER & FEEDER TRADE

Stocker sale at Brussels Livestock: **March 8, 2024-945 Stockers**

Steers	Price Range	Average	Top	Heifers	Price Range	Average	Top
1000+	281.00-313.75	301.26	321.00	900+	270.00-300.00	284.31	300.00
900-999	270.00-319.00	308.17	328.00	800-899	260.50-320.50	301.34	320.50
800-899	281.00-340.00	316.59	340.00	700-799	264.00-324.00	300.23	324.00
700-799	300.00-369.00	343.04	369.00	600-699	296.00-367.00	324.76	376.00
600-699	276.00-362.00	326.92	401.00	500-599	267.50-349.00	309.67	365.00
500-599	314.00-430.00	380.00	430.00	400-499	280.00-417.00	342.80	445.00
400-499	272.50-447.00	380.94	465.00	300-399	310.00-400.00	340.00	400.00
399-	312.50-410.00	359.50	465.00				

Stocker sale at Community Livestock Exchange: **March 12, 2024: 142 Stockers**

Steers	Price Range	Average	Top	Heifers	Price Range	Average	Top
800-899	214.99 - 316.99	301.39	316.99	600-699	275.00 - 327.49	306.80	327.49
700-799	254.99 - 325.00	300.70	325.00	500-599	323.50 - 345.00	313.60	345.00
600-699	200.00 - 370.00	287.19	370.00				
500-599	300.00 - 402.50	341.69	402.50				
400-499	285.99 - 457.50	393.99	457.50				



Stocker sale at Keady Livestock Market: **March 12, 2024: 1,364 Stockers**

Steers	Price Range	Average	Top	Heifers	Price Range	Average	Top
1000+	301.00 - 321.00	309.28	321.00	900+	255.00 - 285.00	270.32	290.00
900-999	272.50 - 317.50	302.13	317.50	800-899	287.00 - 330.00	303.70	330.00
800-899	323.00 - 355.00	341.43	355.00	700-799	285.00 - 329.00	318.16	329.00
700-799	340.00 - 398.00	367.74	398.00	600-699	300.00 - 395.00	344.73	395.00
600-699	367.50 - 432.00	403.65	432.00	500-599	310.00 - 415.00	370.42	415.00
500-599	417.50 - 495.00	461.16	500.00	400-499	370.00 - 420.00	386.40	420.00
400-499	430.00 - 505.00	452.86	505.00				

Stocker sale at Renfrew Pontiac Livestock: **March 12, 2024: 217 Stockers**

Steers	Price Range	Average	Top	Heifers	Price Range	Average	Top
600-699	220.00 - 422.49	359.60	422.49	600-699	185.00 - 337.00	261.90	337.00
500-599	250.00 - 454.99	385.40	454.99	500-599	229.99 - 360.00	305.60	360.00
400-499	304.99 - 465.00	400.49	465.00	400-499	275.00 - 367.49	317.20	367.49

Stocker sale at Ontario Livestock Exchange: **March 13, 2024 - 454 Stockers**

Steers	Price Range	Average	Top	Heifers	Price Range	Average	Top
1000+	297.00 - 321.00	307.93	321.00	900+	N/T		
900-999	308.50 - 330.50	321.31	330.50				

Stocker sale at Ontario Livestock Exchange: **March 14, 2024 - 366 Stockers**

Steers	Price Range	Average	Top	Heifers	Price Range	Average	Top
700-799	272.50-365.00	329.61	370.00	800-899	247.50-299.00	291.90	299.00
600-699	287.50-380.00	320.93	380.00	700-799	267.50-330.00	286.16	330.00
500-599	310.00-451.00	383.92	451.00	600-699	270.00-322.50	299.76	335.00
400-499	295.00-395.00	369.44	395.00	500-599	240.00-343.00	307.03	400.00
399-	370.00-470.00	425.00	470.00	400-499	275.00-355.00	318.89	380.00
				300-399	310.00-360.00	347.22	405.00

Stocker sale at Ontario Stockyards Inc: **March 14, 2024: 1,017 Stockers**

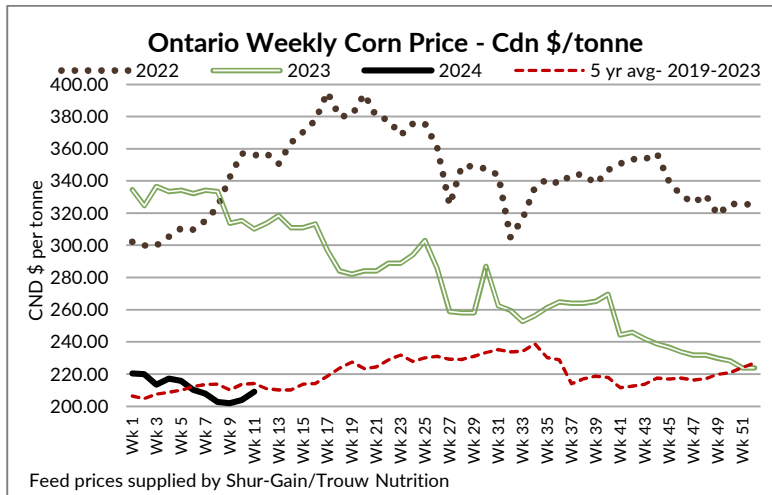
Steers	Price Range	Average	Top	Heifers	Price Range	Average	Top
900-999	280.00-323.00	308.81	323.00	800-899	272.50-316.00	297.88	316.00
800-899	302.50-345.00	335.41	345.00	700-799	310.00-345.00	331.26	345.00
700-799	332.50-383.00	354.61	383.00	600-699	317.00-350.00	338.91	356.00
600-699	330.00-415.00	367.35	437.00	500-599	300.00-355.00	334.70	384.00
500-599	387.50-492.00	441.07	492.00	400-499	300.00-410.00	358.13	417.50
400-499	382.50-490.00	441.16	510.00	300-399	172.50-335.00	277.50	400.00
399-	390.00-450.00	418.08	480.00				

ONTARIO STOCKER & FEEDER TRADE SPECIAL SPRING SALES

Stocker sale at Kawartha Lakes Community Sale Barn: **March 13, 2023- 305 Stockers**

Steers	Price Range	Average	Top	Heifers	Price Range	Average	Top
900-999	257.50-336.00	304.43	336.00	800-899	267.50-286.00	279.97	286.00
800-899	300.00-378.00	329.84	378.00	700-799	285.00-326.00	313.32	326.00
700-799	335.00-425.00	368.82	425.00	600-699	285.00-345.00	318.50	345.00
600-699	333.00-475.00	407.26	475.00	500-599	285.00-399.00	356.69	399.00
500-599	305.00-430.00	325.87	430.00	400-499	345.00-387.50	338.50	387.50
400-499				300-399	325.00-365.00	346.04	365.00

Stockers sold actively with good buyer interest.



ONTARIO BRED COW SALES

Keady Livestock Market, **March 8, 2024 - 274 Bred cows, 4 cow/calf pairs**

	Exotic and Exotic X	British and British X
Top quality bred cows	\$2800-\$3200	\$2300-\$2700
Avg quality bred cows	\$2000-\$2500	\$1800-\$2100
Top quality bred heifers	\$3200-\$4100	N/T
Top quality cow/calf pairs	\$3300-\$3400	N/T
Avg quality cow/calf pairs	N/T	N/T

Good quality, vaccinated cows sold on keen bidder interest! (prices are per head and per pair)

WEEKLY LIVE CATTLE EXPORTS-ONTARIO

	Week ending Feb 24, 2024	Week ending Feb 17, 2024	Year to Date
Total live slaughter cattle exported through Ontario ports to the U.S.	2,490	2,303	21,276
Steers & Heifers & Cows	2,397	2,201	20,014
Bulls	93	102	1,262

ONTARIO- FEDERALLY INSPECTED PROCESSING-Canfax/CBGA

	Week Ending Mar 9, 2024	# of hd change from week ago	YTD	% Change (Week Ago)	% Change (Year Ago)
Grand Total	10,030	+92	103,031	0.9%	-9.2%

CANADIAN- FEDERALLY INSPECTED PROCESSING-Canfax/CBGA

	Week Ending Mar 9, 2024	# of hd change from week ago	YTD	% Change (Week Ago)	% Change (Year Ago)
Grand Total	60,851	-50	608,564	-0%	-3%
Western Processing	49,194	-58	489,654	-0%	-2%
Eastern Processing	11,657	+8	118,910	+0%	-8%

AVERAGE CARCASS WEIGHTS – CANADA-Canfax/CBGA

	Steers	Heifers
Mar 9, 2024	957	858
Mar 2, 2024	972	868
Mar 11, 2023	931	850

AVERAGE CARCASS WEIGHTS – ONTARIO-Canfax/CBGA

	Steers	Heifers
Mar 9, 2024	984	869
Mar 2, 2024	980	839
Mar 11, 2023	970	863

USDA ESTIMATED CATTLE PROCESSING VOLUME

	Week Ending	Previous Week	Year Ago
	March 16, 2024		
Grand Total	601,000	583,000	628,000

QUEBEC ELECTRONIC AUCTION MARKET (F.O.B. THE FEEDLOT)

	Price	Change from Last Week
For the week ending March 14, 2024	399.00-400.00	+1.44

ALBERTA DIRECT TRADE

Alberta's direct trade: for the week ending March 14, 2024

Steers	Live- FOB	236.00-240.00	Rail- FOB	378.50-388.50
Heifers	Live- FOB	237.00	Rail- FOB	378.50-388.50

U.S. TRADE (U.S. funds)

The U.S. cash cattle trade: for the week ending March 14, 2024

Choice and Select Steers and Heifers:	Live	181.00-190.00
	Rail	292.00-300.00

U.S. BOXED BEEF CUT-OUT VALUES (U.S. funds)

	Choice 600-900	Select 600-900
Current Five Day Average	309.42	299.73

BEEF EXPORTS – CANADA (AAFC)

	United States	Change from last year YTD	Mexico	Change from last year YTD
Total	33,911 tonnes	+8% or +2,637 tonnes	32,312 tonnes	+22% or +5,791 tonnes
	Japan	Change from last year YTD	South Korea	Change from last year YTD
Total	3,646 tonnes	-26% or -1,259 tonnes	1,098 tonnes	-37% or -639 tonnes
	Viet Nam	Change from last year YTD	Total Beef Exports	Change from last year YTD
Total	835 tonnes	-11% or -101 tonnes	43,980 tonnes	+2% or +949 tonnes

LIVE CATTLE – CANADA (AAFC)

IMPORTS	Import % change from 2023 YTD	EXPORTS	Export % change from 2023 YTD
Jan 1- Jan 31/2024		Jan 1- Feb 24/24	
Pure bred	443 -15%	Processing steers, heifers & cows	84,037 +9%
Non-pure bred	17,367 -39%	Feeder cattle & calves	17,922 -3%
		Bulls	2,875 -23%

BEEF IMPORTS – CANADA (AAFC)

	Jan 1 – MAR. 2, 2024	Last Year Same Time	% Change
United States	14,931 tonnes	15,261 tonnes	-4%
Australia	3,966 tonnes	1,943 tonnes	+104%
New Zealand	1,332 tonnes	2,293 tonnes	-42%
Mexico	2,724 tonnes	1,662 tonnes	+64%
Non-CUSMA	13,099 tonnes	9,258 tonnes	+41%
EU-27 (beef/veal total)	2,114 tonnes	2,003 tonnes	+6%
Total	31,729 tonnes	29,297 tonnes	+8%

BEEF PRODUCTION – CANADA (AAFC)

	Jan 1 – Mar 2, 2024	Last Year Same Time	% Change
Fed	192,671 tonnes	190,334 tonnes	+1%
Non-fed	33,243 tonnes	34,814 tonnes	-5%

CHICAGO MERCANTILE EXCHANGE

Closing quotes on futures **today** were as follows:

Live Cattle			Feeder			Corn		
	US \$ cwt			US \$ cwt			US \$/bu	
Apr	187.25	+0.30	Mar	249.27	+1.80	May	4.366	+3.0
Jun	183.60	+0.00	Apr	252.12	+0.95	Jul	4.490	+2.6
Aug	182.62	+0.52	May	256.00	+1.17	Sep	4.580	+2.6
Oct	185.67	+0.52	Aug	267.37	+0.75	Dec	4.706	+3.0
Dec	189.62	+0.37	Sep	268.37	+0.60	Mar	4.834	+3.0
Feb	192.67	+0.27	Oct	268.62	+0.27	May	4.900	+3.2
Soybeans			Soft Red Winter Wheat			Canadian \$		
	US \$/bu			US \$/bu				
May	11.982	+3.0	May	5.284	-3.6	Spot	73.85	-0.03
Jul	12.124	+2.6	Jul	5.440	-3.2	Mar	73.85	-0.04
Aug	12.094	+3.2	Sep	5.600	-2.4	Jun	73.95	-0.03
Sep	11.936	+3.6	Dec	5.820	-1.0	Sep	74.04	-0.04
Nov	11.906	+3.6	Mar	6.010	-0.2	Dec	74.12	-0.04
Jan	12.002	+3.6	May	6.130	+0.0	Mar	74.22	-0.03

Beef Farmers of Ontario | Phone: 519.824.0334 | Fax: 519.824.9101 | Email: markets@ontariobeef.com

ONTARIO STOCKER & FEEDER SPECIAL FALL SALES

Mar 16	2:00 pm	Maple Hill Auctions Ltd	Rollin Acres Charolais Bull Sale
Mar 23	11:00 am	David Carsons Farm & Auctions	Beef Cow & Calf Sale, Cow/calf pairs
Mar 23	11:00 am	Denfield Livestock Exchange	Vaccinated Calf & Yearling Sale
Mar 27	12:00 pm	Aylmer Stockyards Inc	Special Stocker Sale
Mar 27	1:00 pm	Vankleek Hill Livestock Exchange	Special Stocker Sale
Mar 27	7:00 pm	Cargill Auction Market	Special Stocker Sale
Apr 6	11:00 am	Denfield Livestock Exchange	Vaccinated Calf & Yearling Sale
Apr 6	2:00 pm	Keady Livestock Market	Saunders' Annual Charolais Bull Sale
Apr 15	7:00 pm	Maple Hill Auctions Ltd	First Special Spring Stocker Sale
Apr 16	11:00 am	Ontario Stockyards Inc	All Vaccinated Stocker Sale
Apr 17	10:00 am	Kawartha Lakes Community Sale Barn	Special Spring Stocker Sale
Apr 20	11:00 am	Denfield Livestock Exchange	Vaccinated Calf & Yearling Sale

Comments for the week ending March 14, 2024

There were 435 fed steers and heifers sold through auction markets this week up 11 head from the previous week fully steady to the same time last year. Fed steers saw a full trading range of \$223.17-\$247.35 averaging \$240.15 cwt up \$0.81 from the week before and \$32.53 stronger than year ago prices. Fed heifers sold from \$228.51-\$248.93 averaging \$238.93 cwt up \$0.05 from last week and \$31.47 higher than last year at this time. Auction markets reported early week trade as steady to \$2.00-\$5.00 cwt higher with fancies noted as selling at strong premiums. By mid-week trade was fully steady. The fed cattle ended the week selling at prices \$2.00-\$3.00 cwt higher.

The Ontario railgrade market was very quiet this week with light trade reported. Steers sold at \$400.00 cwt dressed with heifers reported at \$399.00 with delivery the week of April 8th. Prices this week are fully steady to last week. Prices reported this week are \$46.00 cwt above last year at this time. US packer interest continued this week with sales at a slight premium to local deals.

Slightly larger volumes of cull cows sold this week through auction markets at 1,905 head, up 113 from last week but still 455 fewer than this time last year. Cows sold from \$114.97-\$155.14 averaging \$133.21 cwt down \$0.14 from the previous week but \$22.00 stronger than year ago prices. Auction markets reported trade as steady to strong on good demand early week, with one market noting beef cows as higher. By mid-week trade was reported as fully steady but ended the week selling on a stronger trade. This week 370 beef cows came to market up 17 head from last week averaging \$145.51 cwt up \$1.81 from last week's beef cow prices. 1,535 dairy cows sold this week up 96 head from the previous week averaging \$130.37 down \$0.28.

There were 4,968 stocker and feeder cattle sold through auction markets this week up 1,686 from the previous week but 358 fewer than the same time last year. This week saw three extra stocker sales as the spring sale start to ramp up. Auction markets reported calves as selling steady to higher on good demand with one market noting second cut heifers as easier. Grass cattle were noted as trading \$2.00-\$5.00 cwt higher while the heavier cattle were steady to stronger. Buyer interest was reported as good. Actual average prices for the week saw steers from 400-500 lbs up \$22.73 cwt, 500-600 lbs up \$61.14, 600-700 lbs up \$19.67, 700-800 lbs up \$20.92, 800-900 lbs up \$12.10, 900-1000 lbs up \$4.94 and steers 1000 lbs plus averaged \$5.91 cwt stronger than last week's weighted average prices. Heifers from 300-400 lbs were up \$56.46 cwt from the previous week's average price while 400-500 lbs were up \$53.57, 500-600 lbs up \$26.92, 600-700 lbs up \$33.47, 700-800 lbs up \$28.47, 800-900 lbs up \$23.10 and heifers 900 lbs and over averaged \$13.62 cwt higher than last week's weighted average prices. With the exception of heifers 800 lbs and over and from 400 lbs and under, all other weight classes have set new weekly average prices surpassing the highs set in 2023.

The Quebec electronic market this week ranged from \$399.00-\$400.00 cwt dressed on a picked-up basis, up \$1.44 cwt from last week on average.

Alberta direct trade saw a stronger week with trade reported by Canfax: "so far this week have seen light trade develop with dressed sales ranging from 380.00-390.00 delivered, steady to 10.00 higher than the previous week. Live sales have been reported in the mid 230's FOB the feedlot, a couple dollars stronger than last weeks weighted average price. Lift times were all over the map depending on which packer bought the cattle. Most of the cattle would be picked up in 1 to 3 weeks. There were a couple lots of cattle that would not be picked up until early May."

The U.S. cash cattle trade for the week ending March 8th was light to moderate with business in the south from \$185.00-\$186.00 live, mainly \$185.00 up \$2.00 cwt from the previous week's trade. In the north sales were noted from \$182.00-\$187.00 live, mainly \$185.00 with dressed deals from \$290.00-\$300.00 cwt. Overall average prices for the week, reported by the USDA Mandatory Price Report saw live steers averaging \$185.12 up \$1.82 while heifers averaged \$185.14 up \$2.15. On the rail steers averaged \$293.39 up \$3.03 cwt with heifers averaging \$298.16 up \$7.56 on light receipts.

The U.S. cash cattle trade this week was limited with just a couple of deals noted by Thursday morning. This week's offering is reported as larger in the north and smaller in the south. Thursday afternoon, a light trade developed in the north at stronger prices while the south was fairly quiet. In the north trade developed from \$187.00-\$190.00 live, mainly \$187.00-\$188.00 cwt up \$2.00-\$3.00 cwt while dressed deals ranged from \$294.00-\$301.00 cwt, mainly \$298.00-\$299.00 which is \$4.00-\$5.00 higher. A couple of deals in the south were noted at \$185.00 live which is steady but not enough to establish a market. Today, a light trade has surfaced in the south at \$186.00 live up \$1.00 from last week with business continuing in the north from \$187.00-\$188.00 live, up \$2.00-\$3.00 from last week with dressed trade at \$298.00 up around \$4.00 cwt from last week on average. Business is expected to continue this afternoon but it appears the market is established.