



## WEEKLY MARKET INFORMATION REPORT – FOR THE WEEK ENDING WEDNESDAY MARCH 27, 2024

The following information is collected from various sources and disseminated by Beef Farmers of Ontario.

### ONTARIO DIRECT TO PACKER RAILGRADE CATTLE TRADE

Prices are on a carcass weight basis before grade and weight discounts:

<b>A Grade Steers</b>	<b>400.00</b>
<b>A Grade Heifers</b>	<b>399.00-400.00</b>

*This week's report is short one day's data due to the Good Friday Holiday resulting in lighter volumes.*

### ONTARIO LIVE CATTLE TRADE

Ontario auction sales this week saw weighted average price ranges for:

<b>FED CATTLE</b>	<b>Volume</b>	<b>Price Range</b>	<b>Average</b>	<b>Top</b>	<b>Last Week Avg</b>
Large Frame Steers +1250	28	236.99-252.21	245.77	253.00	243.07
Medium Frame Steers +1250	34	221.38-245.93	237.28	268.00	242.15
Large & Medium Frame Steers +1250	62	224.08-247.52	240.07	268.00	242.60
Large Frame Heifers +1000	66	224.02-250.81	241.76	264.00	238.91
Medium Frame Heifers +1000	133	227.93-246.85	239.99	268.00	242.22
Large & Medium Frame Heifers +1000	199	226.61-249.96	241.14	268.00	241.74
Fed steers, Dairy & Dairy Cross +1250	24	187.58-214.13	202.43	234.25	209.36
Fed heifers, Dairy & Dairy Cross +1000	75	160.37-208.91	189.27	233.00	193.53
Cows - All Weights	1,345	115.65-163.74	139.06	289.18	135.65
Bulls - All Weights	64	151.22-186.34	171.49	214.00	174.63

#### STOCKERS - Large and Medium Frame

<b>STEERS</b>	<b>Volume</b>	<b>Price Range</b>	<b>Average</b>	<b>Top</b>	<b>Last Week Avg</b>
1000+	608	281.30-323.27	304.45	332.00	303.92
900-999	320	310.27-333.17	323.36	339.00	318.45
800-899	259	303.01-351.89	332.56	357.00	333.41
700-799	279	304.52-358.41	333.29	400.00	350.01
600-699	256	337.77-403.46	370.00	440.00	358.56
500-599	150	308.93-422.19	380.59	445.99	375.58
400-499	71	312.08-437.23	377.61	479.99	386.72
-399	25	376.18-490.49	434.88	1000.00	430.53

#### STOCKERS - Large and Medium Frame

<b>HEIFERS</b>	<b>Volume</b>	<b>Price Range</b>	<b>Average</b>	<b>Top</b>	<b>Last Week Avg</b>
+900	262	254.69-290.71	275.33	311.00	268.14
800-899	158	267.49-321.17	299.62	350.00	298.88
700-799	289	277.37-332.15	309.25	346.00	306.84
600-699	180	302.58-352.83	330.62	371.00	325.82
500-599	195	296.16-369.22	339.10	381.50	330.21
400-499	92	283.12-362.96	329.55	386.00	344.08
300-399	17	268.53-355.00	314.89	450.00	292.91
-299	7	294.03-357.94	337.61	748.20	N/T

At Kawartha Lakes Community Sale Barn: **March 23, 2024-126 cows, 11 bulls, 38 veal, 7 fed cattle, 24 stockers**

	Price Range	Avg.	Top
Cows	125.00-165.00	137.99	190.00
Bulls 1600 lbs & under	125.00-159.00	144.06	159.00
Bulls 1600 lbs plus	180.00-200.00	190.43	200.00
Veal Calves 600 lbs plus	192.50-247.00	220.78	247.00
Veal Calves 125 lbs & under	500.00-950.00	682.81	1125.00

At Denfield Livestock Exchange Inc.: **March 26, 2024 - 153 Fed Cattle, 2 Stockers, 75 Cows, 7 Veal, 4 Bulls**

	Price Range	Average	Top
Large & Medium Frame Fed Steers +1250 lbs	237.00-249.50	245.32	268.00
Large & Medium Frame Fed Heifers +1000 lbs	243.00-251.00	246.40	264.00
Fed Heifers, Dairy & Dairy Cross +1000 lbs	210.00-233.00	223.83	233.00
Cows	116.00-158.00	138.83	175.00

At Aylmer Stockyards Inc.: **March 27, 2024 - 12 Veal, 173 Cows, 35 Fed cattle, 97 Stockers, 5 Bulls**

	Price Range	Average	Top
Fed Heifers, dairy & dairy cross 1000+ lbs	151.00-216.00	199.30	216.00
Cows	91.00-188.99	145.59	188.99
Veal calves 600 lbs +	227.00-285.00	253.60	285.00

## ONTARIO STOCKER & FEEDER TRADE

Stocker sale at Brussels Livestock: **March 22, 2024 - 1,465 Stockers**

Steers	Price Range	Average	Top	Heifers	Price Range	Average	Top
1000+	280.50-323.00	303.83	323.00	900+	258.00-290.00	277.02	296.00
900-999	310.00-335.25	322.58	335.25	800-899	277.00-324.50	305.72	324.50
800-899	311.00-357.00	343.96	357.00	700-799	280.00-339.00	315.30	339.00
700-799	313.00-352.00	333.83	379.00	600-699	336.00-357.00	348.98	363.00
600-699	370.00-421.00	392.24	440.00	500-599	338.00-381.50	362.54	381.50
500-599	323.00-445.00	393.31	445.00	400-499	345.00-375.00	348.85	386.00
400-499	275.00-449.00	386.18	449.00	300-399	275.00-450.00	405.00	450.00

Stocker sale at Community Livestock Exchange: **March 26, 2024: 112 Stockers**

Steers	Price Range	Average	Top	Heifers	Price Range	Average	Top
700-799	239.99-350.00	289.80	350.00	700-799	181.00-293.99	264.99	293.99
600-699	264.99-409.99	324.19	409.99	600-699	200.00-339.99	278.50	339.99
500-599	279.99-445.99	390.30	445.99	500-599	235.00-350.00	302.30	350.00
400-499	385.00-479.99	425.90	479.99	400-499	250.00-339.99	313.09	339.99

Stocker sale at Renfrew Pontiac Livestock: **March 26, 2024: 230 Stockers**

Steers	Price Range	Average	Top	Heifers	Price Range	Average	Top
100+	140.99-308.99	239.29	308.99	900+	155.00-225.00	199.39	225.00
900-999	204.99-307.50	273.70	307.50	800-899	160.00-350.00	252.00	350.00
800-899	235.00-333.99	281.80	333.99	700-799	225.00-339.99	268.19	339.99
700-799	229.99-364.99	321.70	364.99	600-699	214.99-360.00	282.10	360.00
600-699	264.99-385.00	333.80	385.00	500-599	254.99-377.49	335.99	377.49
500-599	250.00-420.00	378.69	420.00	400-499	275.00-383.99	343.80	383.99
400-499	325.00-434.99	391.40	434.99				
399-	300.00-425.00	378.10	425.00				

Stocker sale at Ontario Livestock Exchange: **March 27, 2024 - 548 Stockers**

Steers	Price Range	Average	Top	Heifers	Price Range	Average	Top
1000+	291.00-332.00	313.39	332.00	900+	280.00-311.00	292.25	311.00
900-999	322.00-333.00	329.93	333.00	800-899	307.00-315.50	310.93	315.50
				700-799	308.00-326.00	314.05	326.00

Stocker sale at Vankleek Hill Livestock Exchange: **March 27, 2024 - 255 Stockers**

Steers	Price Range	Average	Top	Heifers	Price Range	Average	Top
800-899	300.00-355.00	315.10	355.00	800-899	207.50-307.50	275.99	307.50
700-799	240.00-380.00	313.75	380.00	700-799	245.00-330.00	296.74	33.00
600-699	307.50-410.00	355.47	410.00	600-699	317.50-357.50	330.31	357.50
500-599	267.50-420.00	362.30	420.00	500-599	285.00-365.00	322.57	365.00
400-499	287.50-432.50	332.19	432.50	400-499	245.00-350.00	309.75	350.00
399-	212.50-377.50	318.32	377.50	300-399	290.00-352.50	311.78	352.50

**ONTARIO STOCKER & FEEDER TRADE SPECIAL STOCKER SALES**

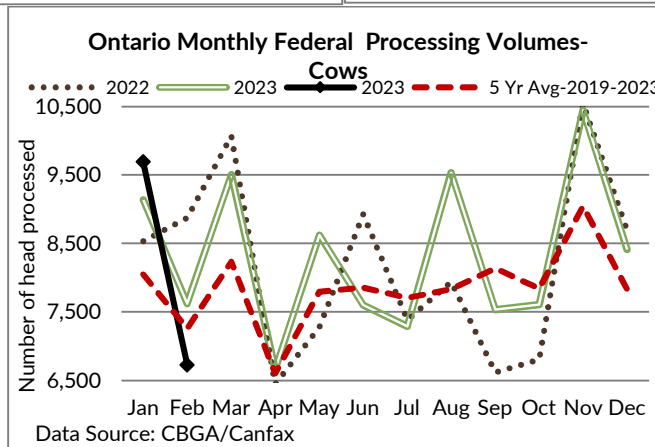
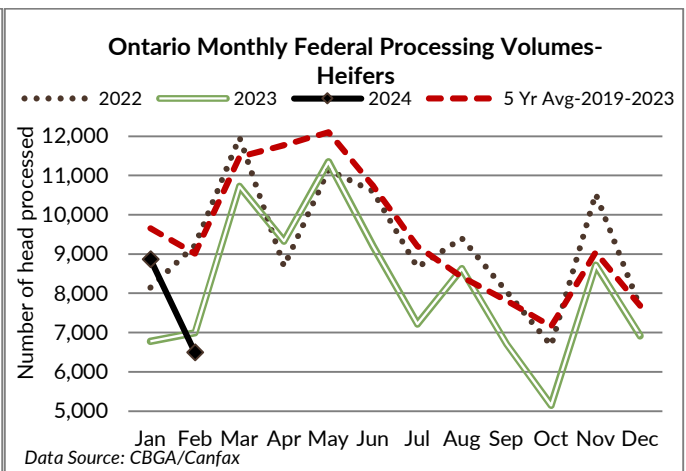
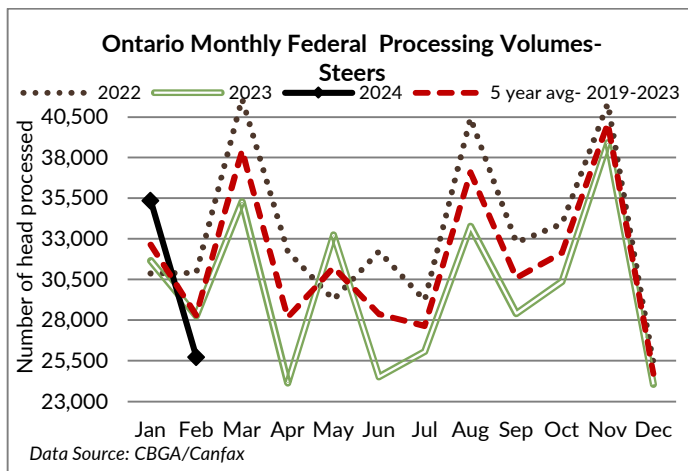
Stocker Sale at Denfield Livestock Exchange: **March 23, 2024 - 421 Stockers**

Steers	Price Range	Average	Top	Heifers	Price Range	Average	Top
1000+	290.00-312.00	306.50	312.00	900+	245.00-257.00	251.25	293.00
900-999	308.00-339.00	330.36	339.00	800-899	317.00-334.00	328.50	334.00
800-899	337.00-355.00	345.11	355.00	700-799	309.00-335.00	326.17	346.00
700-799	341.00-373.00	357.32	400.00	600-699	325.00-352.00	346.34	371.00
600-699	337.50-376.00	359.81	392.50	500-599	306.00-351.00	328.52	366.00
500-599	343.00-392.00	373.68	405.00	400-499	323.00-371.00	340.33	371.00

April 6th @ 11 am- Next Special All Vaccinated Stocker Sale!

**WEEKLY LIVE CATTLE EXPORTS-ONTARIO**

	Week ending Mar 9, 2024	Week ending Mar 2, 2024	Year to Date
Total live slaughter cattle exported through Ontario ports to the U.S.	2,920	2,662	26,858
Steers & Heifers & Cows	2,806	2,613	25,433
Bulls	114	49	1,425



### ONTARIO- FEDERALLY INSPECTED PROCESSING-Canfax/CBGA

	Week Ending Mar 16, 2024	# of hd change from week ago	YTD	% Change (Week Ago)	% Change (Year Ago)
<b>Grand Total</b>	<b>10,260</b>	<b>+230</b>	<b>113,291</b>	<b>+2.3%</b>	<b>-9%</b>

### CANADIAN- FEDERALLY INSPECTED PROCESSING-Canfax/CBGA

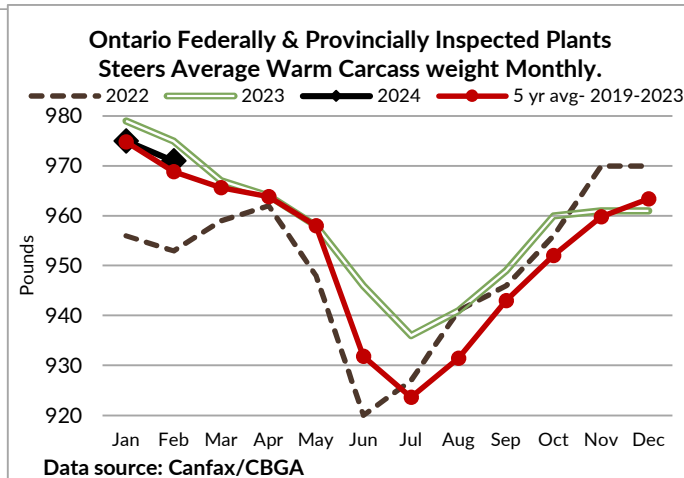
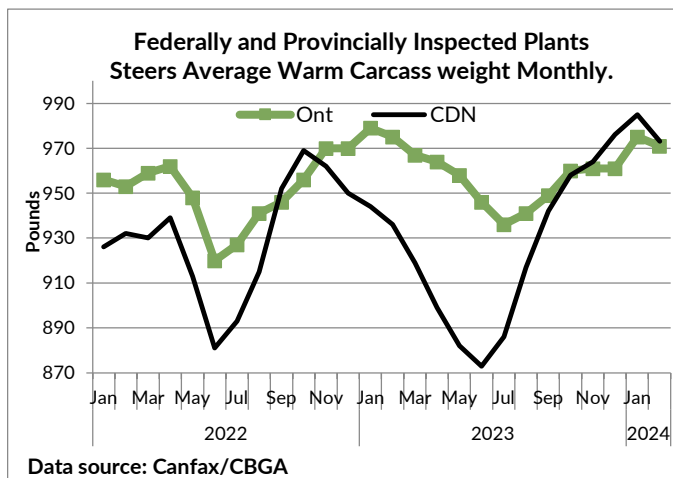
	Week Ending Mar 16, 2024	# of hd change from week ago	YTD	% Change (Week Ago)	% Change (Year Ago)
<b>Grand Total</b>	<b>60,694</b>	<b>-157</b>	<b>608,564</b>	<b>-0%</b>	<b>-3%</b>
<b>Western Processing</b>	<b>48,662</b>	<b>-532</b>	<b>489,654</b>	<b>-1%</b>	<b>-2%</b>
<b>Eastern Processing</b>	<b>12,032</b>	<b>+375</b>	<b>118,910</b>	<b>+3%</b>	<b>-8%</b>

### AVERAGE CARCASS WEIGHTS – CANADA-Canfax/CBGA

	Steers	Heifers
Mar 16, 2024	963	862
Mar 9, 2024	957	858
Mar 18, 2023	916	848

### AVERAGE CARCASS WEIGHTS – ONTARIO-Canfax/CBGA

	Steers	Heifers
Mar 16, 2024	985	873
Mar 9, 2024	984	869
Mar 18, 2023	973	854



### USDA ESTIMATED CATTLE PROCESSING VOLUME

	Week Ending March 30, 2024	Previous Week	Year Ago
Grand Total	N/A	N/A	N/A

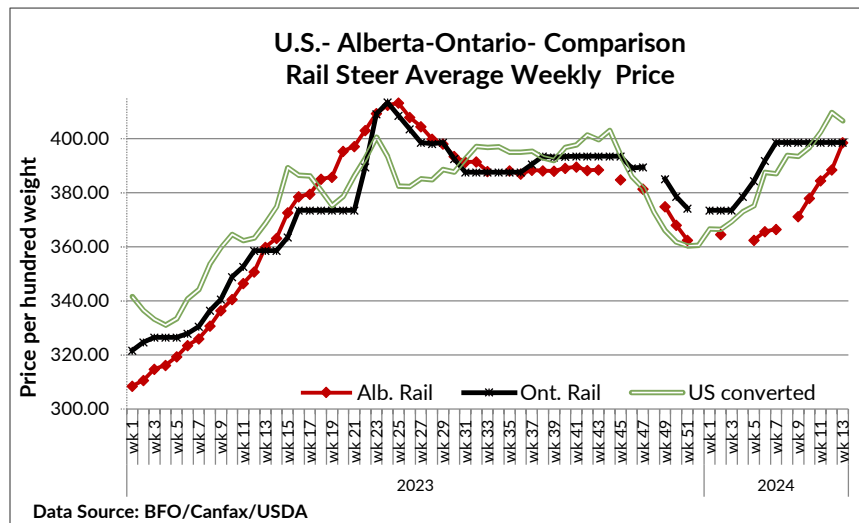
### QUEBEC ELECTRONIC AUCTION MARKET (F.O.B. THE FEEDLOT)

	Price	Change from Last Week
For the week ending March 28, 2024	400.00	+0.56

### ALBERTA DIRECT TRADE

Alberta's direct trade: for the week ending March 28, 2024

Steers	Live- FOB	N/T	Rail- FOB	397.00-398.50
Heifers	Live- FOB	235.00-243.25	Rail- FOB	397.00-398.50



### U.S. TRADE (U.S. funds)

The U.S. cash cattle trade: for the week ending March 28, 2024

Choice and Select Steers and Heifers:	Live	184.00-189.00
	Rail	298.00-300.00

### U.S. BOXED BEEF CUT-OUT VALUES (U.S. funds)

	Choice 600-900	Select 600-900
Current Five Day Average	311.00	301.17

### BEEF EXPORTS - CANADA (AAFC)

	United States Jan 1- Jan 31/2024	Change from last year YTD	Mexico Jan 1- Jan 31/2024	Change from last year YTD
Total	33,911 tonnes	+8% or +2,637 tonnes	32,312 tonnes	+22% or +5,791 tonnes
	Japan Jan 1- Jan 31/2024	Change from last year YTD	South Korea Jan 1- Jan 31/2024	Change from last year YTD
Total	3,646 tonnes	-26% or -1,259 tonnes	1,098 tonnes	-37% or -639 tonnes
	Viet Nam Jan 1- Jan 31/2024	Change from last year YTD	Total Beef Exports Jan 1- Jan 31/2024	Change from last year YTD
Total	835 tonnes	-11% or -101 tonnes	43,980 tonnes	+2% or +949 tonnes

### LIVE CATTLE - CANADA (AAFC)

IMPORTS	Import % change from 2023 YTD	EXPORTS	Export % change from 2023 YTD
Jan 1- Jan 31/2024		Jan 1- Mar 9/24	
Pure bred	443 -15%	Processing steers, heifers & cows	111,158 +12%
Non-pure bred	17,367 -39%	Feeder cattle & calves	23,258 +3%
		Bulls	3,476 -28%

### BEEF PRODUCTION - CANADA (AAFC)

	Jan 1 - Mar 16, 2024	Last Year Same Time	% Change
Fed	235,255 tonnes	232,625 tonnes	+1%
1Non-fed	40,215 tonnes	41,469 tonnes	-3%

## BEEF IMPORTS – CANADA (AAFC)

	Jan 1 – Mar 16, 2024	Last Year Same Time	% Change
United States	18,364 tonnes	19,288 tonnes	-5%
Australia	4,705 tonnes	2,142 tonnes	+120%
New Zealand	2,077 tonnes	2,816 tonnes	-26%
Mexico	3,583 tonnes	2,175 tonnes	+65%
Non-CUSMA	15,586 tonnes	10,663 tonnes	+46%
EU-27 (beef/veal total)	2,623 tonnes	2,223 tonnes	+18%
Total	39,009 tonnes	35,256 tonnes	+11%

## CHICAGO MERCANTILE EXCHANGE

Closing quotes on futures **today** were as follows:

Live Cattle			Feeder Cattle			Corn		
<b>Apr</b>	185.00	+1.40	<b>Mar</b>	247.75	-0.30	<b>May</b>	4.420	+15.2
<b>Jun</b>	180.25	+1.57	<b>Apr</b>	247.12	+0.25	<b>Jul</b>	4.544	+15.2
<b>Aug</b>	178.20	+1.52	<b>May</b>	248.70	+0.42	<b>Sep</b>	4.644	+16.0
<b>Oct</b>	181.37	+1.55	<b>Aug</b>	258.82	+0.92	<b>Dec</b>	4.776	+15.4
<b>Dec</b>	185.67	+1.50	<b>Sep</b>	260.72	+1.00	<b>Mar</b>	4.900	+14.0
<b>Feb</b>	188.97	+1.45	<b>Oct</b>	261.77	+1.12	<b>May</b>	4.956	+13.0

Soybeans			Soft Red Winter Wheat			Canadian \$		
	US \$/bu			US \$/bu				
<b>May</b>	11.914	-1.0	<b>May</b>	5.602	+12.6	<b>Spot</b>	73.85	+0.19
<b>Jul</b>	12.052	-1.2	<b>Jul</b>	5.756	+13.0	<b>Jun</b>	73.94	+0.19
<b>Aug</b>	12.036	-1.2	<b>Sep</b>	5.914	+11.0	<b>Sep</b>	74.03	+0.19
<b>Sep</b>	11.866	+1.4	<b>Dec</b>	6.120	+8.6	<b>Dec</b>	74.13	+0.19
<b>Nov</b>	11.862	+2.6	<b>Mar</b>	6.282	+6.4	<b>Mar</b>	74.23	+0.19
<b>Jan</b>	11.966	+3.6	<b>May</b>	6.384	+5.4	<b>Jun</b>	74.31	+0.20

Beef Farmers of Ontario | Phone: 519.824.0334 | Fax: 519.824.9101 | Email: [markets@ontariobeef.com](mailto:markets@ontariobeef.com)

## ONTARIO STOCKER & FEEDER SPECIAL FALL SALES

Apr 6	11:00 am	Denfield Livestock Exchange	Vaccinated Calf & Yearling Sale
Apr 6	2:00 pm	Keady Livestock Market	Saunders' Annual Charolais Bull Sale
Apr 15	7:00 pm	Maple Hill Auctions Ltd	First Special Spring Stocker Sale
Apr 16	11:00 am	Ontario Stockyards Inc	All Vaccinated Stocker Sale
Apr 17	10:00 am	Kawartha Lakes Community Sale Barn	Special Spring Stocker Sale
Apr 20	11:00 am	Denfield Livestock Exchange	Vaccinated Calf & Yearling Sale
Apr 24	12:00 pm	Aylmer Stockyards Inc	Special Spring Stocker Sale
Apr 24	1:00 pm	Vankleek Hill Livestock Exchange	Special Spring Stocker Sale
Apr 26	10:00 am	Keady Livestock Market	Northern Select Stocker Sale
Apr 27	8:00 am	Rainy River Cattleman's – Stratton	Special Spring Stocker Sale/Cows/Bulls

## Comments for the week ending March 27, 2024

Due to the Good Friday holiday, this week's report is short one day's data resulting in lower volumes sold.

261 fed steers and heifers sold through auction markets this week which down 291 from last week and 90 fewer than the same time last year. Fed steers sold from \$224.08-\$247.52 cwt averaging \$240.07 down \$2.53 from the previous week's trade but \$31.41 stronger than year ago prices. Fed heifers sold from \$226.61-\$249.96 averaging \$241.14 cwt down \$0.60 from last week but up \$32.63 from last year at this time. Auction markets reported prices as just steady to steady with one report of prices up to \$2.00 cwt higher.

The Ontario railgrade market was light with trade reported at \$400.00 cwt dressed for steers and heifers with delivery the week of April 15<sup>th</sup>. By mid-week bids were reported as holding steady at \$400.00 dressed for steers and \$399.00 for heifers but no actual trade was being reported. Prices this week are averaging \$40.00 cwt stronger than this time last year. While Ontario railgrade prices have been trading sideways for seven consecutive weeks the Alberta market has been slowly improving and as of this week is now at par with Ontario prices. Alberta prices have been trading on a negative basis to Ontario since September 2023.

Exports of live fed steers, heifers and cull cows, to the U.S. through Ontario ports as of March 9, 2024 totals 25,433 head. That is down 4% from the same time in 2023 but up 22% over the same time period in 2022 and 3% below the five year average.

1,345 cull cows were on offer this week at auction markets, down 665 from the previous week and 920 fewer than the same week last year. Cull cows ranged from \$115.65-\$163.74 cwt averaging \$139.06 up \$3.41 on average from last week and \$27.67 stronger than year ago prices. Auction markets reported trade as steady to start. By Tuesday trade was noted as active with prices steady and firm to higher and reports of beef cows sharply higher. By mid-week a stronger market across the board was reported. 223 beef cows traded this week down 59 head from the previous week averaging \$149.03 up \$5.16 cwt from last week's weighted average beef cow price. 1,122 dairy cows sold down 606 head from the week before averaging \$136.55 up \$3.20 cwt.

3,168 stocker and feeder cattle sold through auction markets this week down 100 from the previous week and 1,006 fewer than the same time last year, with just one special vaccinated stocker sale included. Auction markets reported a good demand with active trading and prices steady and firm to stronger. Yearlings ended the week selling at stronger prices. Actual average prices for the week saw steers from 400-500 lbs down \$9.11 cwt, 500-600 lbs up \$5.01, 600-700 lbs up \$11.44, 700-800 lbs down \$16.72, 800-900 lbs down \$0.85, 900-1000 lbs up \$4.91 while steers 1000 lbs plus averaged \$0.53 cwt higher than last week's weighted average prices. Heifers from 400-500 lbs down \$14.53 cwt from the previous week's average price while 500-600 lb heifers were up \$8.89, 600-700 lbs up \$4.80, 700-800 lbs up \$2.41, 800-900 lbs up \$0.74 with heifers 900 lbs and over averaging \$7.19 cwt higher than last week's weighted average prices.

The Quebec electronic market this week sold at \$400.00 cwt dressed on a picked-up basis, up \$0.56 cwt from last week's average price.

Alberta direct trade this week was reported by Canfax as light at stronger prices of \$400.00 cwt delivered on a dressed basis up \$10.00 cwt from last week's trade. Canfax reports: "Cattle that traded this week would be picked up in 1-2 weeks. So far this week one packer has bought the majority of the cattle. With basis levels strengthening US packer interest on the Western Canadian cash market has been quiet. Tentatively Alberta fed prices are at the highest point since July 2023." Some more trade is possible today.

The U.S. cash cattle trade for the week ending March 22<sup>nd</sup> last week saw live trade in the south from \$187.00-\$190.00 cwt, mainly \$188.00 cwt live up \$2.00 from the previous week's southern trade. In the north live trade ranged from \$190.00-\$193.00 cwt, mainly \$190.00-\$191.00 up \$2.00-\$3.00 cwt. On the rail dressed deals in the north saw a wide trading range from \$298.00-\$310.00 cwt, majority from \$302.00 cwt up around \$4.00 cwt. Overall average prices for the week released by the USDA Mandatory Price Report saw live steers average \$189.56 cwt up \$2.09 while heifers averaged \$189.39 up \$2.24 and breaking last year's records. On the rail steers averaged \$302.13 cwt up \$4.07 with heifers averaging \$302.22 up \$406.00 cwt from the previous week on average. This week's average prices broke the previous record set in June 2023.

The U.S. cash cattle trade this week was at a standstill as reporting time was early in the week due to the holiday weekend. This week's show list is mixed with larger volumes noted in Texas and lower in all other feeding states and smaller overall in volume. On Monday afternoon a couple of sales were noted at

\$186.00 live which is down \$2.00 from last week but not nearly enough sold to establish a market. Tuesday, cattle futures were sharply under pressure due to uneasiness following the discovery of the bird flu in a few dairy cattle in three southern states. At present the virus has not been detected in beef cattle. Cattle infected with the virus were older dairy cows and have been quarantined from the herd. The cattle infected with the virus are expected to recover from the illness, and spread of the disease from cattle, is highly unlikely sources say. As a result of the sharp decline on the cattle futures, a few deals took place in the south at \$184.00 live down \$4.00 cwt from last week but not enough to establish a market. Wednesday saw a few deals in the south at \$185.00 live, up \$1.00 cwt from Tuesday but still \$3.00 easier than last week's southern trade. A handful in the north sold at \$298.00 dressed, down \$4.00 from last week's northern trade. Business has been extremely light so far and not enough cattle have traded to establish a market as sellers resisted the lower bids. At time of reporting Thursday afternoon a light test has surfaced at \$186.00 live in the south down \$2.00 from last week while the north is seeing light trade from \$299.00-\$300.00 cwt dressed, down \$2.00-\$3.00 from last week but stronger than Wednesday. Bids below current sale prices are being passed by sellers. Business for the week could get wrapped up today.