



WEEKLY MARKET INFORMATION REPORT – FOR THE WEEK ENDING

THURSDAY APRIL 25, 2024

The following information is collected from various sources and disseminated by Beef Farmers of Ontario.

ONTARIO DIRECT TO PACKER RAILGRADE CATTLE TRADE

Prices are on a carcass weight basis before grade and weight discounts:

A Grade Steers 400.00-407.00- most 407.00
 A Grade Heifers 399.00-406.00- most 406.00

ONTARIO LIVE CATTLE TRADE

Ontario auction sales this week saw weighted average price ranges for:

FED CATTLE	Volume	Price Range	Average	Top	Last Week Avg
Large Frame Steers +1250	105	230.88-249.82	241.80	268.50	241.18
Medium Frame Steers +1250	109	233.02-245.84	240.43	259.50	236.82
Large & Medium Frame Steers +1250	214	231.48-248.09	241.40	268.50	239.48
Large Frame Heifers +1000	134	237.63-248.11	242.88	260.00	238.73
Medium Frame Heifers +1000	232	229.74-248.33	240.26	265.00	234.06
Large & Medium Frame Heifers +1000	366	233.26-250.16	242.14	265.00	236.18
Fed steers, Dairy & Dairy Cross +1250	53	213.68-224.77	220.63	245.00	209.58
Fed heifers, Dairy & Dairy Cross +1000	138	160.64-226.45	203.20	250.50	183.63
Cows - All Weights	1,967	122.04-167.20	142.91	224.00	142.36
Bulls - All Weights	86	158.98-197.09	179.87	302.49	176.33

STOCKERS - Large and Medium Frame

STEERS	Volume	Price Range	Average	Top	Last Week Avg
1000+	645	274.44-310.54	291.79	315.50	294.50
900-999	425	282.76-325.81	308.79	337.00	307.92
800-899	476	293.76-339.10	321.88	375.00	318.13
700-799	661	324.34-390.52	360.07	420.00	350.23
600-699	649	337.87-426.70	389.56	465.00	382.17
500-599	362	368.22-458.96	421.18	507.50	400.76
400-499	156	344.84-467.79	427.27	520.00	435.46
-399	61	351.88-537.50	441.08	1050.00	428.70

STOCKERS - Large and Medium Frame

HEIFERS	Volume	Price Range	Average	Top	Last Week Avg
+900	379	252.86-296.41	276.59	318.00	259.29
800-899	304	267.25-320.88	299.11	331.00	281.79
700-799	447	273.43-337.00	314.56	375.00	306.16
600-699	386	275.76-360.56	322.69	407.50	336.99
500-599	374	304.66-385.75	352.26	459.90	350.68
400-499	194	319.20-415.93	378.17	475.00	364.00
300-399	45	334.56-406.78	370.60	465.00	360.60
-299	13	294.11-533.61	400.96	920.00	407.27

At Kawartha Lakes Community Sale Barn: **April 20, 2024- 135 cows, 5 bulls, 46 veal, 6 fed cattle, 40 stockers**

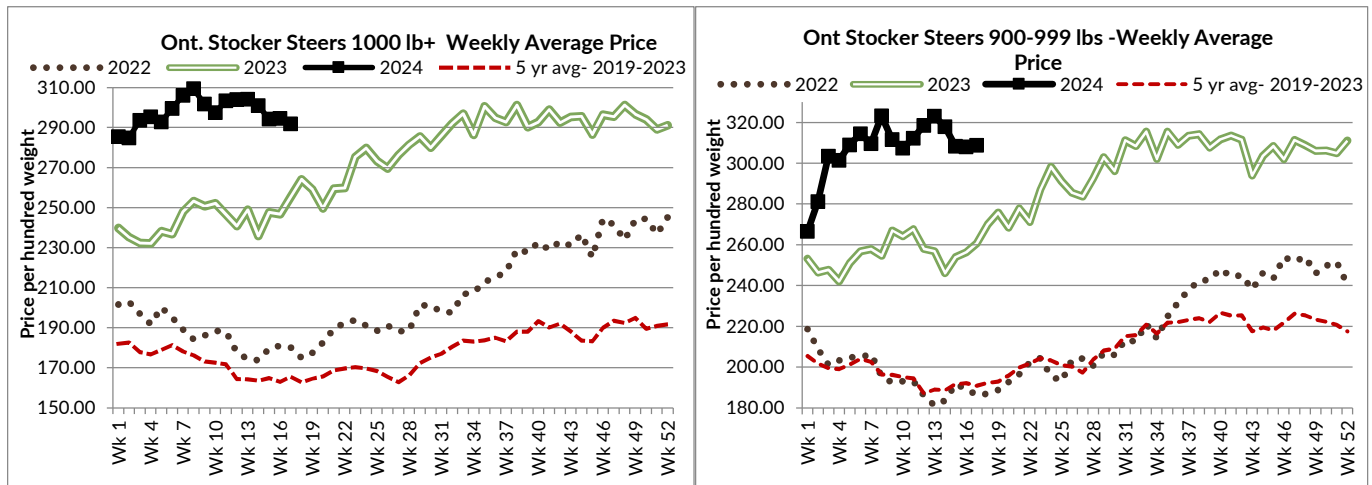
	Price Range	Avg.	Top
Cows	131.00-177.00	148.90	200.00
Veal Calves 600 lbs plus	195.00-257.50	213.68	257.50
Veal Calves 125 lbs & under	450.00-100.00	769.46	1150.00

At Denfield Livestock Exchange Inc.: **April 23, 2024 - 286 Fed Cattle, 7 Stockers, 47 Cows, 31 Veal, 2 Bulls**

	Price Range	Average	Top
Large & Medium Frame Fed Steers +1250 lbs	240.00-253.25	247.90	268.50
Large & Medium Frame Fed Heifers +1000 lbs	244.00-255.50	248.88	265.00
Cows	120.00-168.00	144.89	186.00
Veal 600 lbs and over	180.00-208.00	191.83	211.00

At Aylmer Stockyards Inc.: **April 24, 2024 - 45 Veal, 182 Cows, 79 Fed cattle, 56 Stockers, 1 Bull**

	Price Range	Average	Top
Large & Medium Frame Fed Steers +1250 lbs	220.00-241.99	232.69	241.99
Large & Medium Frame Fed Heifers +1000 lbs	208.00-241.50	227.40	241.50
Fed Heifers, dairy & dairy cross 1000+ lbs	130.00-233.99	205.69	233.99
Cows	110.00-189.99	146.79	189.99
Veal calves 600 lbs +	179.00-285.00	199.30	320.00



ONTARIO STOCKER & FEEDER TRADE

Stocker sale at Brussels Livestock: **April 19, 2024 - 1,231 Stockers**

Steers	Price Range	Average	Top	Heifers	Price Range	Average	Top
1000+	265.00-315.50	290.48	315.50	900+	251.00-297.00	276.36	317.50
900-999	283.00-325.50	307.21	325.50	800-899	262.50-331.00	299.42	331.00
800-899	290.00-320.00	304.21	337.00	700-799	270.00-329.00	302.92	338.00
700-799	311.00-377.00	334.81	394.00	600-699	306.00-370.00	338.34	370.00
600-699	317.00-399.00	363.64	455.00	500-599	305.00-375.00	351.43	410.00
500-599	391.00-460.00	424.76	500.00	400-499	270.00-418.00	350.39	450.00
400-499	437.50-490.00	460.71	500.00	300-399	310.00-385.00	331.25	385.00
399-	415.00-515.00	435.00	515.00				

Stocker sale at Community Livestock Exchange: **April 23, 2024: 91 Stockers**

Steers	Price Range	Average	Top	Heifers	Price Range	Average	Top
500-599	289.99-444.00	401.79	444.00	700-799	220.00-300.00	264.59	300.00
				600-699	250.00-314.99	275.80	314.99
				500-599	204.99-375.00	327.49	375.00
				400-499	339.99-409.99	367.20	409.99

Stocker sale at **Keady Livestock Market: April 23, 2024- 853 Stockers**

Steers	Price Range	Average	Top	Heifers	Price Range	Average	Top
900-999	314.00-322.50	319.38	322.50	900+	233.00-252.50	242.41	252.50
800-899	343.00-361.00	354.41	375.00	800-899	267.50-317.50	296.79	317.50
700-799	375.00-413.00	392.16	413.00	700-799	297.00-340.00	318.79	340.00
600-699	400.00-443.00	427.82	443.00	600-699	295.00-353.00	326.68	380.00
500-599	425.00-462.50	448.56	497.00	500-599	317.50-385.00	353.15	420.00
400-499	395.00-505.00	448.82	505.00	400-499	392.50-450.00	427.14	450.00
399-	420.00-450.00	435.00	450.00	300-399	360.00-440.00	400.00	440.00

Stocker sale at **Renfrew Pontiac Livestock: April 23, 2024: 569 Stockers**

Steers	Price Range	Average	Top	Heifers	Price Range	Average	Top
1000+	217.49-298.49	291.10	298.49	900+	167.50-310.00	263.89	310.00
900-999	264.99-316.99	306.49	316.99	800-899	177.48-312.99	282.60	312.99
800-899	225.00-345.00	317.39	345.00	700-799	254.99-337.50	316.19	337.50
700-799	245.00-397.99	362.09	397.99	600-699	225.00-407.50	340.49	407.50
600-699	270.00-434.99	383.40	434.99	500-599	335.00-459.90	393.50	459.90
500-599	329.99-497.49	448.59	497.49	400-499	270.00-475.00	405.70	475.00
400-499	275.00-485.99	450.00	483.99	300-399	300.00-465.00	388.70	465.00
399-	239.99-475.00	390.30	475.00				

Stocker sale at **Ontario Livestock Exchange: April 24, 2024 - 719 Stockers**

Steers	Price Range	Average	Top	Heifers	Price Range	Average	Top
1000+	286.50-313.00	295.35	313.00	900+	277.00-305.00	291.52	305.00
900-999	294.00-337.00	317.57	337.00	800-899	287.50-319.00	306.43	319.00
800-899	220.00-320.00	290.00	320.00				
700-799	285.00-327.50	305.67	327.50				

Stocker sale at **Vankleek Hill Livestock Exchange: April 24, 2024 - 174 stockers.**

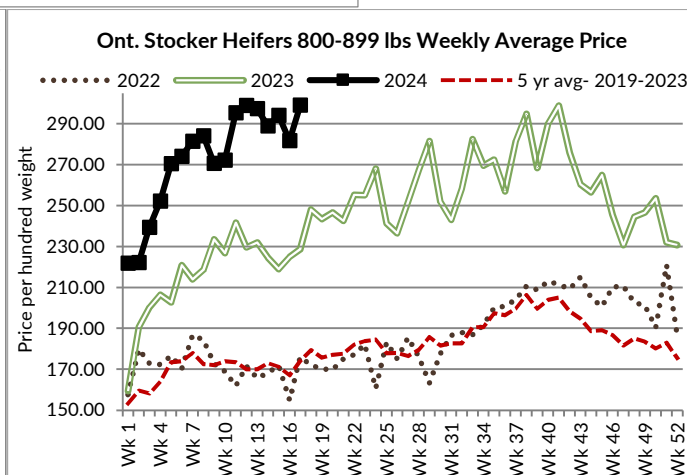
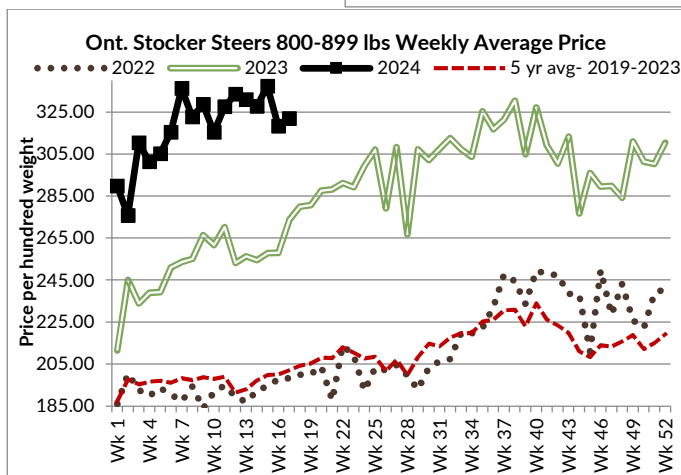
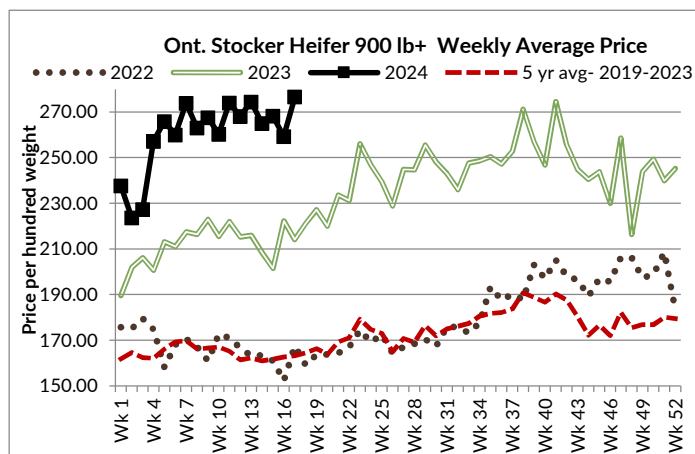
Steers	Price Range	Average	Top	Heifers	Price Range	Average	Top
800-899	237.50-342.50	300.75	342.50	700-799	165.00-337.50	291.18	337.50
700-799	275.00-370.00	329.88	370.00	600-699	310.00-337.50	322.11	337.50
600-699	342.50-406.00	371.91	417.50	500-599	290.00-397.50	329.36	397.50
500-599	322.50-440.00	391.96	440.00	400-499	347.50-397.50	374.78	397.50
				300-399	280.00-352.50	310.41	352.50

Stocker sale at **Ontario Livestock Exchange: April 25, 2024 - 475 Stockers**

Steers	Price Range	Average	Top	Heifers	Price Range	Average	Top
900-999	252.50-320.00	297.89	320.00	900+	217.50-280.00	241.62	285.00
800-899	250.00-330.00	290.88	335.00	800-899	205.00-312.50	276.79	312.50
700-799	265.00-367.50	324.48	395.00	700-799	230.00-340.00	305.45	340.00
600-699	260.00-387.50	316.68	415.00	600-699	215.00-350.00	269.05	355.00
500-599	300.00-410.00	357.06	460.00	500-599	275.00-357.50	316.53	375.00
400-499	285.00-422.50	373.10	425.00	400-499	280.00-360.00	310.83	400.00
399-	280.00-490.00	375.00	490.00				

Stocker sale at **Ontario Stockyards Inc: April 25, 2024: 677 Stockers**

Steers	Price Range	Average	Top	Heifers	Price Range	Average	Top
900-999	175.00-275.00	231.67	297.50	800-899	241.00-292.00	279.08	292.00
800-899	315.00-344.00	335.63	344.00	700-799	270.00-325.00	313.29	325.00
700-799	322.50-369.00	349.09	369.00	600-699	260.00-345.00	310.09	399.00
600-699	370.00-451.00	407.84	451.00	500-599	320.00-399.00	375.93	399.00
500-599	422.50-500.00	461.47	500.00	400-499	360.00-405.00	384.51	420.00
400-499	370.00-520.00	454.42	520.00	300-399	350.00-390.00	370.91	395.00
399-	415.00-500.00	451.25	500.00				



ONTARIO STOCKER & FEEDER TRADE SPECIAL SPRING SALES

Stocker sale at Denfield Livestock Exchange: **April 20, 2024 - 651 Stockers**

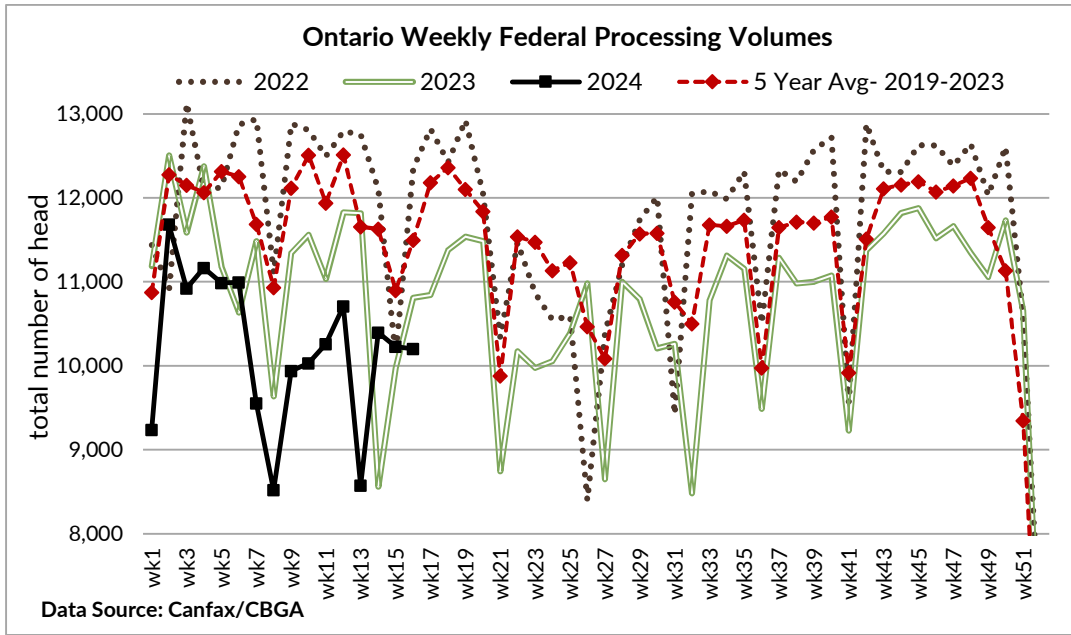
Steers	Price Range	Average	Top	Heifers	Price Range	Average	Top
900-999	295.00-325.00	315.35	325.00	900+	294.00-312.50	303.51	318.00
800-899	320.00-365.00	345.50	365.00	800-899	312.00-327.00	318.81	327.00
700-799	316.00-400.00	352.03	420.00	700-799	315.00-352.00	335.75	375.00
600-699	330.00-440.00	406.53	465.00	600-699	325.00-380.00	352.51	390.00
500-599	387.50-460.00	427.13	460.00	500-599	335.00-382.00	365.13	406.00
400-499	412.50-455.00	441.42	455.00	400-499	360.00-445.00	433.94	445.00
399-	290.00-470.00	411.88	470.00	300-399	437.50-457.50	449.58	457.50
				299-	437.50-462.00	453.83	462.00

WEEKLY LIVE CATTLE EXPORTS-ONTARIO

	Week ending Apr 6, 2024	Week ending Mar 30, 2024	Year to Date
Total live slaughter cattle exported through Ontario ports to the U.S.	3,379	2,716	38,720
Steers & Heifers & Cows	3,332	2,686	37,057
Bulls	47	30	1,663

ONTARIO- FEDERALLY INSPECTED PROCESSING-Canfax/CBGA

	Week Ending Apr 20, 2024	# of hd change from week ago	YTD	% Change (Week Ago)	% Change (Year Ago)
Grand Total	10,200	-28	163,398	-0%	-6.9%



CANADIAN- FEDERALLY INSPECTED PROCESSING-Canfax/CBGA

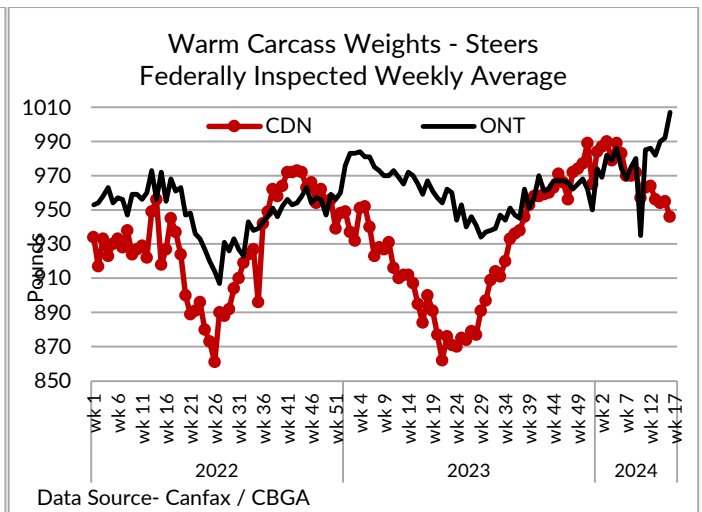
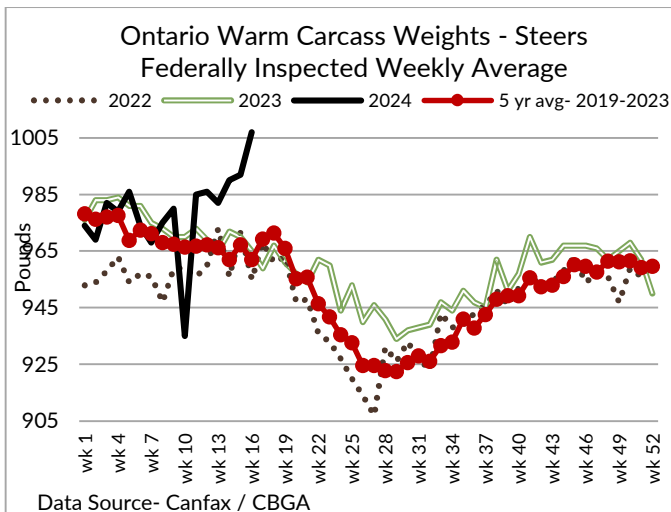
	Week Ending Apr 20, 2024	# of hd change from week ago	YTD	% Change (Week Ago)	% Change (Year Ago)
Grand Total	59,903	+5,365	957,896	+10%	-3%
Western Processing	48,105	+5,588	768,657	+13%	-2%
Eastern Processing	11,798	-223	189,239	-2%	-6%

AVERAGE CARCASS WEIGHTS - CANADA-Canfax/CBGA

	Steers	Heifers
Apr 20, 2024	946	857
Apr 13, 2024	955	862
Apr 22, 2023	895	838

AVERAGE CARCASS WEIGHTS - ONTARIO-Canfax/CBGA

	Steers	Heifers
Apr 20, 2024	1,007	859
Apr 13, 2024	992	856
Apr 22, 2023	965	834



USDA ESTIMATED CATTLE PROCESSING VOLUME

	Week Ending Apr 27, 2024	Previous Week	Year Ago
Grand Total	613,000	620,000	627,000

QUEBEC ELECTRONIC AUCTION MARKET (F.O.B. THE FEEDLOT)

	Price	Change from Last Week
For the week ending April 25, 2024	404.00-405.25	+1.85

ALBERTA DIRECT TRADE

Alberta's direct trade: for the week ending April 25, 2024

Steers	Live- FOB	N/T	Rail- FOB	428.50-430.50
Heifers	Live- FOB	N/T	Rail- FOB	428.50-430.50

U.S. TRADE (U.S. funds)

The U.S. cash cattle trade: for the week ending April 25, 2024

Choice and Select Steers and Heifers:	Live	181.00-188.00
	Rail	290.00-303.00

U.S. BOXED BEEF CUT-OUT VALUES (U.S. funds)

	Choice 600-900	Select 600-900
Current Five Day Average	296.33	291.11

BEEF EXPORTS – CANADA (AAFC)

	Change from last year YTD		Change from last year YTD
<i>United States</i> Jan 1- Feb 29/2024		<i>Mexico</i> Jan 1- Feb 29/2024	
Total	+9% or +5,205 tonnes	6,371 tonnes	+2% or +97 tonnes
<i>Japan</i> Jan 1- Feb 29/2024		<i>South Korea</i> Jan 1- Feb 29/2024	
Total	-7% or -648 tonnes	2,780 tonnes	-9% or -260 tonnes
<i>Viet Nam</i> Jan 1- Feb 29/2024		Total Beef Exports Jan 1- Feb 29/2024	
Total	-26% or -640 tonnes	88,028 tonnes	+5% or +4,088 tonnes

LIVE CATTLE – CANADA (AAFC)

IMPORTS	Import % change from 2023 YTD	EXPORTS	Export % change from 2023 YTD
<i>Jan 1- Feb 29/2024</i>		<i>Jan 1- Apr 6/24</i>	
Pure bred	524 -29%	Processing steers, heifers & cows	168,230 +13%
Non-pure bred	43,850 -17%	Feeder cattle & calves	36,939 +9%
		Bulls	5,270 -28%

BEEF PRODUCTION – CANADA (AAFC)

	Jan 1 – Apr 13, 2024	Last Year Same Time	% Change
Fed	316,234 tonnes	311,742 tonnes	+1%
1Non-fed	52,524 tonnes	53,447 tonnes	-2%

BEEF IMPORTS – CANADA (AAFC)

	Jan 1 – Apr 13, 2024	Last Year Same Time	% Change
United States	25,323 tonnes	26,541 tonnes	-5%
Uruguay	6,635 tonnes	5,017 tonnes	+32%
Australia	7,538 tonnes	2,860 tonnes	+164%
New Zealand	2,503 tonnes	3,959 tonnes	-37%
Mexico	5,257 tonnes	3,058 tonnes	+72%
Non-CUSMA	22,342 tonnes	13,496 tonnes	+66%
EU-27 (beef/veal total)	3,804 tonnes	2,840 tonnes	+34%
Total	54,486 tonnes	47,202 tonnes	+15%

CHICAGO MERCANTILE EXCHANGE

Closing quotes on futures **today** were as follows:

Live Cattle			Feeder Cattle			Corn		
Apr	184.67	+0.72	May	248.70	+2.45	May	4.400	-1.0
Jun	178.57	+0.77	Aug	260.55	+2.25	Jul	4.500	-2.0
Aug	176.77	+0.72	Sep	261.57	+2.15	Sep	4.590	-2.6
Oct	180.60	+0.90	Oct	261.72	+2.02	Dec	4.734	-2.6
Dec	184.87	+0.70	Nov	260.65	+1.85	Mar	4.866	-2.6
Feb	188.37	+0.70	Jan	257.67	+1.87	May	4.956	-3.0

Soybeans

	US \$/bu	
May	11.594	-3.2
Jul	11.772	-2.4
Aug	11.806	-2.2
Sep	11.710	-1.2
Nov	11.746	-0.6
Jan	11.854	-0.4

Soft Red Winter Wheat

	US \$/bu	
May	6.032	+1.0
Jul	6.222	+1.6
Sep	6.416	+2.4
Dec	6.656	+3.4
Mar	6.842	+3.6
May	6.922	+4.2

Canadian \$

Spot	73.22	+0.03
Jun	73.28	+0.02
Sep	73.41	+0.03
Dec	73.55	+0.04
Mar	73.69	+0.04
Jun	73.81	+0.04

Beef Farmers of Ontario | Phone: 519.824.0334 | Fax: 519.824.9101 | Email: markets@ontariobeef.com

ONTARIO STOCKER & FEEDER SPECIAL FALL SALES

Apr 27	8:00 am	Rainy River Cattlemen's – Stratton	Special Spring Stocker Sale/Cows/Bulls
May 1	10:00 am	Kawartha Lakes Community Sale Barn	Peterborough/Victoria Counties Stocker Sale
May 2	10:00 am	Warton-Grey Bruce Livestock Co-op	Special Spring Stocker Sale
May 3	9:00 am	Keady Livestock Market	Special Grass Yearling Sale
May 3	11:00 am	Community Livestock Exchange	Quinte Cattlemen's Special Stocker Sale
May 4	10:00 am	Thessalon- Algoma Livestock Co-op	Special Spring Stocker Sale
May 4	11:00 am	Denfield Livestock Exchange	Vaccinated Calf & Yearling Sale
May 7	11:00 am	Ontario Stockyards Inc	All Vaccinated Stocker Sale
May 13	7:00 pm	Maple Hill Auctions Ltd	Special Spring Stocker Sale
May 14	end of reg sale	Keady Livestock Market	Bred Cow & Calf Sale-Herd Dispersal
May 15	10:00 am	Kawartha Lakes Community Sale Barn	Special Spring Stocker Sale
May 24	6:30 pm	Maple Hill Auctions Ltd	Bred Cows/Cow/Calf Pairs & Bull Sale

Comments for the week ending April 25, 2024

There were 580 fed steers and heifers sold through Ontario auction markets this week up just 10 head from the week before and 96 more than the same time last year. Fed steers ranged from \$231.48-\$248.09 cwt averaging \$241.40 up \$1.92 from the previous week's trade and \$20.60 above year ago prices. Fed heifers sold from \$233.26-\$250.16 averaging \$242.14 up \$5.96 cwt from last week and \$24.49 stronger than this time last year. Auction markets reported trade as active with prices early in the week from \$1.00 to \$5.00 cwt higher. By mid-week light trade was steady and by week's end sales were noted at \$3.00-\$4.00 cwt stronger.

The Ontario railgrade market turned higher this week after ten straight weeks of steady prices. The market was quiet on the previous Friday with bids at \$400.00 cwt dressed with delivery quoted for the week of May 13th but no selling interest was reported. Monday a very light test was reported at \$400.00 dressed for steers and \$399.00-\$400.00 for heifers. By Tuesday afternoon trade was stronger with sales Tuesday and Wednesday noted at \$407.00 cwt dressed for steers and \$406.00 for heifers, up \$7.00 cwt from early week trade. Delivery of the cattle sold this week was being scheduled for the week of May 13th. Buying interest from U.S. packers continued in Ontario this week. Ontario weekly steer carcass weights the week ending April 20th are the second highest on record at 1,007 lbs for steers with only the week of May 8, 2021 higher at 1,009 lbs. At that time the cattle were backed up due to the pandemic.

The Boxed Beef Report by Kevin Grier this week noted the overview of the market: "The choice cutout slid for the fourth week in a row. Each of the four major primals put in declines last week. The middle meats are the main source of disappointment for packer marketers. Both the loin and the rib are working against the normal seasonal spring upswing. Both the chuck and the hip have also seen declines, but those declines were from nose-bleed high levels. Even acknowledging the fall from those high levels, the ends are still trading at exceptionally high levels by any historical comparison. Support for the ends must be coming from the grinder. Fresh 90's have come off their historic highs of two weeks ago, but they are still at levels that are a big support to the ends." On the spot market Kevin reports: "Cargill continued to work only a part day on Friday in Guelph and not at all on Friday in High River. For its part, JBS worked on Saturday in Brooks. Canadian packers are working hard to move product; buyers should be able to get Canadian spot market needs. On going push from the U.S. into eastern Canada is not helping Canadian packers find eager spot buyers there."

1,967 cull cows sold through auction markets this week down 194 head from the previous week and fully steady to year ago levels. Cows ranged anywhere from \$122.04-\$167.20 averaging \$142.91 up \$0.55 cwt from the previous weeks trade and \$30.82 above last year at this time. All auction markets this week reported trade as active and on good demand at steady prices, with just one market noting beef cows lower and dairy cows higher. There were 355 beef cows sold this week down 3 head from the week before averaging \$153.24 cwt up \$0.72 from last week's weighted average beef cow price. 1,612 dairy cows sold down 191 from the week before averaging \$140.35 up \$0.22 cwt from last week's average for dairy breeds.

5,577 stocker and feeder cattle sold through auction markets this week down 436 head from the week before and 676 fewer than the same time last year. Auction markets at the beginning of this week reported choice calves as steady while second cut calves sold under pressure. As the week progressed calves sold fully steady and ended the week from firm to sharply stronger with quality considered. Grass weight cattle were noted at fully steady prices. Heavier cattle started out selling actively at steady prices. As the week progressed the heavier cattle were noted at slightly higher prices and by mid-week steers were barely steady while heifers traded at steady prices. Heavier cattle ended the week selling firm and steady. Actual average prices this week saw steers from 400-500 lbs down \$8.19 cwt, 500-600 lbs up \$20.42, 600-700 lbs up \$7.39, 700-800 lbs up \$9.84. 800-900 lbs up \$3.75, 900-1000 lbs up \$0.87 with steers 1000 lbs plus averaging \$2.71 cwt lower than last week's weighted average prices. Heifers from 300-400 lbs were up \$10.00 cwt, 400-500 lbs up \$14.17, 500-600 lbs up \$1.58, 600-700 lbs down \$14.30, 700-800 lbs up \$8.40, 800-900 lbs up \$17.32 cwt with heifers 900 lbs and over averaging \$17.30 cwt higher than last week's weighted average prices.

The Quebec electronic market this week ranged from \$404.00-\$405.25 cwt dressed on a picked-up basis, up \$1.85 from the previous week's trade on average.

Alberta direct trade this week was noted by Canfax at \$430.00-\$432.00 cwt delivered on a dressed basis which is steady to \$5.00 cwt higher than last week's market. Canfax notes: "Cattle that traded were being scheduled anywhere from next week delivery to the second half of May delivery. From a supply perspective the market is currently working through what could be the tightest supplies we see all year. Alberta fed cash to futures basis did strengthen this week, basis levels are stronger than last year and stronger than the five-year average. This week there was a good mix of fed calves and yearlings marketed."

The U.S. cash cattle trade for the week ending April 19th was light to moderate with majority on Friday afternoon. Sales in the south ranged from \$181.00-\$183.00 live, majority at \$182.00 cwt which is fully steady to last week's southern trade. In the north live sales ranged from \$182.00-\$186.00, mainly \$183.00 cwt with dressed trade from \$289.00-\$294.00, most at \$292.00 down \$1.00 cwt from the previous week's northern trade. Overall average prices for the week, reported by the USDA Mandatory Price Report saw live steers average \$182.67 down \$1.17 cwt while live heifers averaged \$182.52 down \$0.67. On the rail steers averaged \$292.35 dressed, down \$0.74 cwt while heifers averaged \$292.19 down \$0.97.

The U.S. cash cattle trade this week was light on Wednesday in the south at \$182.00 cwt live which is fully steady to the previous week's trade. Thursday was fairly active in all feeding states with business in the south at \$182.00 live which is fully steady with some trade later in the day in Kansas up to \$184.00 cwt live, up \$2.00. In the north dressed deals ranged from \$292.00-\$295.00 cwt, mainly \$294.00 up \$2.00 from last week with some live trade noted from \$184.00-\$186.00, couple in Iowa at \$187.00 up \$1.00-\$2.00 on average. Today bids in the south are sitting at \$184.00 steady to \$2.00 stronger with the north from \$185.00-\$186.00 live and \$294.00 dressed which is steady to the week's increases. Asking prices are holding firm at \$184.00 plus live in the south and \$295.00 plus dressed in the north. Some clean up trade is possible today but it appears the market has been established.