



## WEEKLY MARKET INFORMATION REPORT – FOR THE WEEK ENDING THURSDAY JULY 18, 2024

The following information is collected from various sources and disseminated by Beef Farmers of Ontario.

### ONTARIO DIRECT TO PACKER RAILGRADE CATTLE TRADE

Prices are on a carcass weight basis before grade and weight discounts:

A Grade Steers	415.00
A Grade Heifers	414.00

### ONTARIO LIVE CATTLE TRADE

Ontario auction sales this week saw weighted average price ranges for:

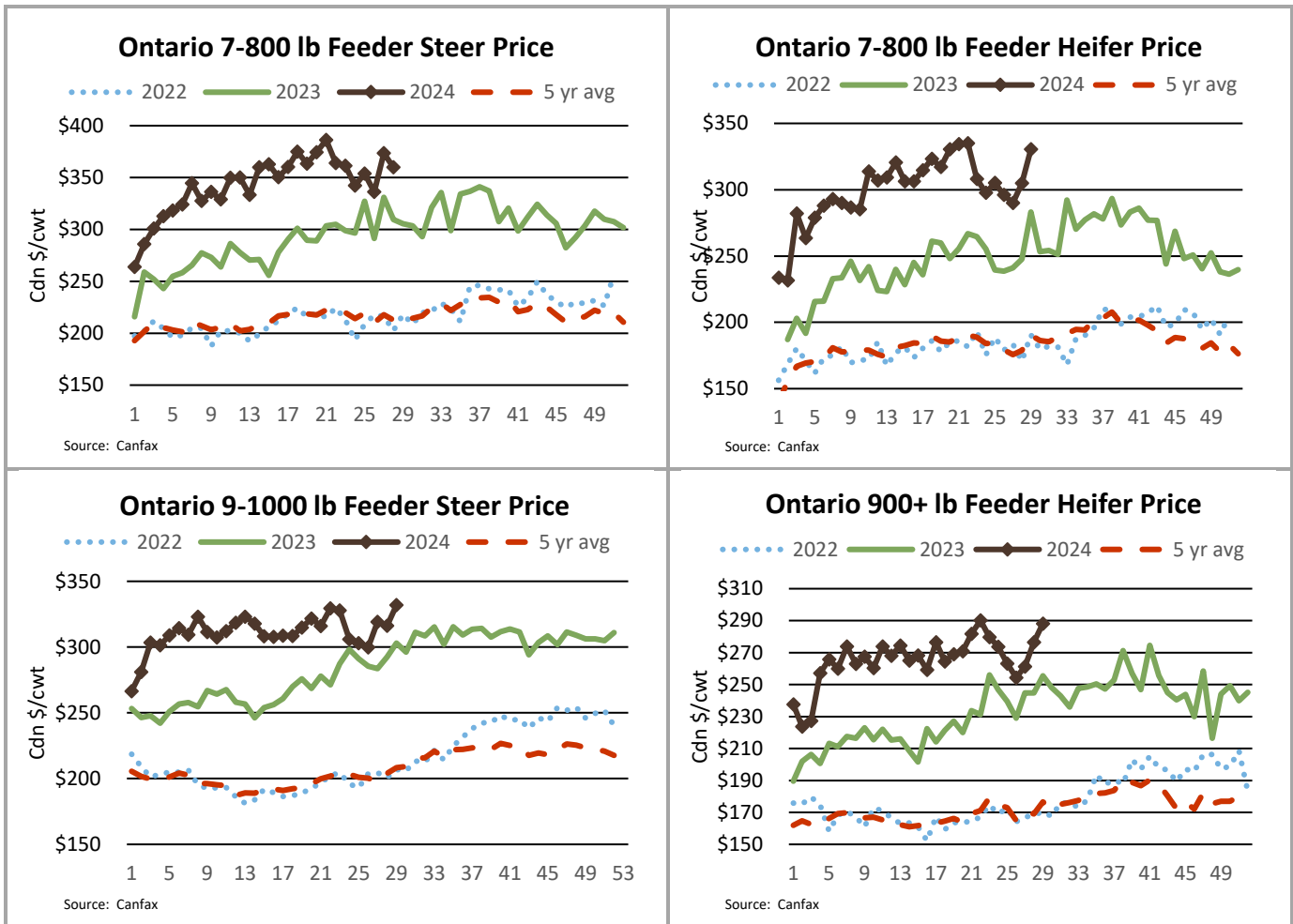
FED CATTLE	Volume	Price Range	Average	Top	Last Week Avg
Large Frame Steers +1250	136	233.39-255.12	246.89	275.00	241.55
Medium Frame Steers +1250	234	233.04-250.70	242.78	303.00	236.41
Large & Medium Frame Steers +1250	370	232.53-254.61	244.37	303.00	239.36
Large Frame Heifers +1000	200	242.78-254.75	249.52	270.00	240.89
Medium Frame Heifers +1000	209	230.00-250.53	239.91	286.00	238.35
Large & Medium Frame Heifers +1000	409	234.89-252.78	244.69	286.00	238.44
Fed steers, Dairy & Dairy Cross +1250	68	187.41-222.19	209.27	226.00	218.55
Fed heifers, Dairy & Dairy Cross +1000	110	190.98-221.68	205.62	229.00	208.10
Cows - All Weights	1705	130.35-184.18	153.98	240.00	153.62
Bulls - All Weights	101	177.52-220.05	199.89	247.50	194.80

#### STOCKERS - Large and Medium Frame

STEERS	Volume	Price Range	Average	Top	Last Week Avg
1000+	543	295.33-318.96	306.85	340.00	301.13
900-999	295	314.38-344.59	331.90	356.00	316.34
800-899	152	333.25-364.07	353.17	391.00	333.34
700-799	87	342.25-392.08	370.23	430.00	359.98
600-699	172	377.64-453.33	422.44	480.00	408.98
500-599	105	386.15-468.86	438.75	527.50	421.71
400-499	61	353.11-494.75	433.30	535.00	418.15
-399	32	397.81-598.75	504.84	1000.00	633.28

#### STOCKERS - Large and Medium Frame

HEIFERS	Volume	Price Range	Average	Top	Last Week Avg
+900	407	265.61-304.39	288.11	323.00	276.54
800-899	145	286.70-334.07	37.50	345.00	301.82
700-799	113	305.99-358.33	330.36	392.50	304.95
600-699	116	318.57-379.47	348.85	408.00	340.45
500-599	101	358.79-417.13	387.39	450.00	382.32
400-499	57	317.63-433.38	388.80	485.00	366.72
300-399	21	358.57-399.05	381.77	508.00	346.00
-299	23	322.83-796.09	600.54	1500.00	513.00



At Kawartha Lakes Community Sale Barn: **July 13, 2024- 127 cows, 6 bulls, 60 veal, 7 fed cattle, 18 stockers**

	Price Range	Avg.	Top
<b>Cows</b>	138.00-185.00	155.97	209.00
<b>Bulls over 1600 lbs</b>	194.00-219.00	211.30	219.00
<b>Veal Calves 600 lbs plus</b>	210.00-255.00	218.96	255.00
<b>Veal Calves 125 lbs &amp; under</b>	650.00-1075.00	785.25	1125.00

At Denfield Livestock Exchange Inc.: **July 16, 2024 - 390 Fed Cattle, 67 Cows, 15 Veal, 2 Bulls**

	Price Range	Average	Top
<b>Large &amp; Medium Frame Fed Steers +1250 lbs</b>	243.00-258.50	250.38	303.00
<b>Large &amp; Medium Frame Fed Heifers +1000 lbs</b>	243.00-256.75	250.36	286.00
<b>Cows</b>	128.00-174.00	155.42	181.00
<b>Veal 600 lbs and over</b>	206.00-225.50	217.54	305.00

At Aylmer Stockyards Inc.: **July 17, 2024 - 7 Veal, 120 Cows, 41 Fed cattle, 33 Stockers, 1 Bulls**

	Price Range	Average	Top
<b>Large &amp; Medium Frame Fed Steers +1250 lbs</b>	176.00-239.99	225.59	239.99
<b>Fed Heifers, dairy &amp; dairy cross 1000+ lbs</b>	200.99-229.00	213.89	229.00
<b>Cows</b>	107.00-218.00	158.49	218.00

## ONTARIO STOCKER & FEEDER TRADE

Stocker sale at Brussels Livestock: **July 12, 2024 - 706 Stockers**

Steers	Price Range	Average	Top	Heifers	Price Range	Average	Top
1000+	292.50-324.00	306.94	324.00				
900-999	326.00-343.00	335.82	345.00	900+	270.00-305.00	290.10	311.50
800-899	352.50-358.50	355.67	370.50	800-899	295.00-345.00	323.10	345.00
700-799	390.00-412.50	399.48	412.50	700-799	300.00-392.50	330.65	392.50
600-699	405.00-462.50	440.47	462.50	600-699	335.00-408.00	370.81	408.00
500-599	445.00-515.00	493.23	515.00	500-599	388.00-450.00	410.95	450.00
400-499	445.00-487.50	476.46	535.00	400-499	315.00-390.00	356.56	445.00

Stocker sale at Keady Livestock Market: **July 16, 2024- 288 Stockers**

Steers	Price Range	Average	Top	Heifers	Price Range	Average	Top
1000+	299.75-315.00	307.90	340.00				
900-999	335.00-356.00	344.88	356.00	900+	295.00-314.00	311.71	314.00
800-899	375.00-391.00	382.94	391.00	800-899	327.50-341.00	338.75	341.00
				700-799	350.00-383.00	370.50	383.00

Stocker sale at Community Livestock Exchange: **July 16, 2024: 67 Stockers**

Steers	Price Range	Average	Top	Heifers	Price Range	Average	Top
600-699	300.00-395.00	363.79	395.00				

Stocker sale at Renfrew Pontiac Livestock: **July 16, 2024: 62 Stockers**

Steers	Price Range	Average	Top	Heifers	Price Range	Average	Top
				800-899	210.00-331.99	305.69	331.99

Stocker sale at Ontario Livestock Exchange: **July 17, 2024 - 524 Stockers**

Steers	Price Range	Average	Top	Heifers	Price Range	Average	Top
1000+	300.00-319.50	310.03	319.50				
900-999	326.00-355.50	337.65	335.50	900+	274.50-309.00	289.25	309.00
800-899	348.00-348.00	348.00	348.00				
				700-799	334.00-340.00	337.20	340.00

Stocker sale at Ontario Livestock Exchange: **July 18, 2024 - 237 Stockers**

Steers	Price Range	Average	Top	Heifers	Price Range	Average	Top
900-999	270.00-287.50	283.93	327.50	900+	227.50-280.00	263.20	305.00
				800-899	230.00-332.50	287.14	332.50
700-799	300.00-400.00	358.89	400.00	700-799	265.00-335.00	301.56	335.00
600-699	305.00-462.50	413.86	462.50	600-699	290.00-345.00	316.25	355.00
500-599	305.00-382.50	348.41	430.00	500-599	320.00-375.00	343.54	375.00
400-499	195.00-430.00	318.57	450.00	400-499	270.00-425.00	376.82	425.00
399-	190.00-510.00	307.86	620.00				

Stocker sale at Ontario Stockyards Inc - **July 18, 2024 - 471 Stockers**

Steers	Price Range	Average	Top	Heifers	Price Range	Average	Top
1000+	205.00-297.00	247.69	297.00				
900-999	257.50-344.00	322.07	344.00	900+	240.00-323.00	301.57	323.00
800-899	330.00-373.00	358.88	382.50	800-899	309.00-336.00	328.22	336.00
700-799	349.00-401.00	376.38	430.00	700-799	307.50-341.00	327.43	341.00
600-699	399.00-470.00	437.50	470.00	600-699	322.00-382.50	353.82	387.50
500-599	350.00-460.00	415.88	517.00	500-599	365.00-417.50	397.74	437.50
400-499	340.00-517.50	439.98	517.50	400-499	355.00-485.00	443.10	485.00
399-	440.00-530.00	507.75	585.00	300-399	450.00-508.00	494.22	508.00

### WEEKLY LIVE CATTLE EXPORTS - ONTARIO (USDA)

	Week ending Jul 6, 2024	Week ending Jun 29, 2024	Year to Date
Total live slaughter cattle exported through Ontario ports to the U.S.	4,546	5,245	90,440
Steers & Heifers & Cows	4,510	5,077	87,556
Bulls	36	168	2,884

### LIVE CATTLE - CANADA (AAFC/USDA)

IMPORTS	Import % change from 2023 YTD	EXPORTS	Export % change from 2023 YTD
Jan 1- May 31/2024		Jan 1- Jun 29/24	
Pure bred	1,965 -61%	Processing steers, heifers & cows	283,859 18%
Non-pure bred	120,890 8%	Feeder cattle & calves	85,765 8%
		Bulls	13,227 -12%

### FEDERALLY INSPECTED PROCESSING - Canfax/CBGA

	Week Ending Jul 13, 2024	# of hd change from week ago	YTD	% Change (Week Ago)	% Change (Year Ago)
ONTARIO	10,090	8,045	238,007	393%	-20.9%
CANADA	59,425	12,462	1,587,989	27%	-5.0%
Western Processing	47,571	3,972	1,305,044	9%	-1.6%
Eastern Processing	11,854	8,490	282,945	252%	-18.0%

### AVERAGE CARCASS WEIGHTS - Canfax/CBGA

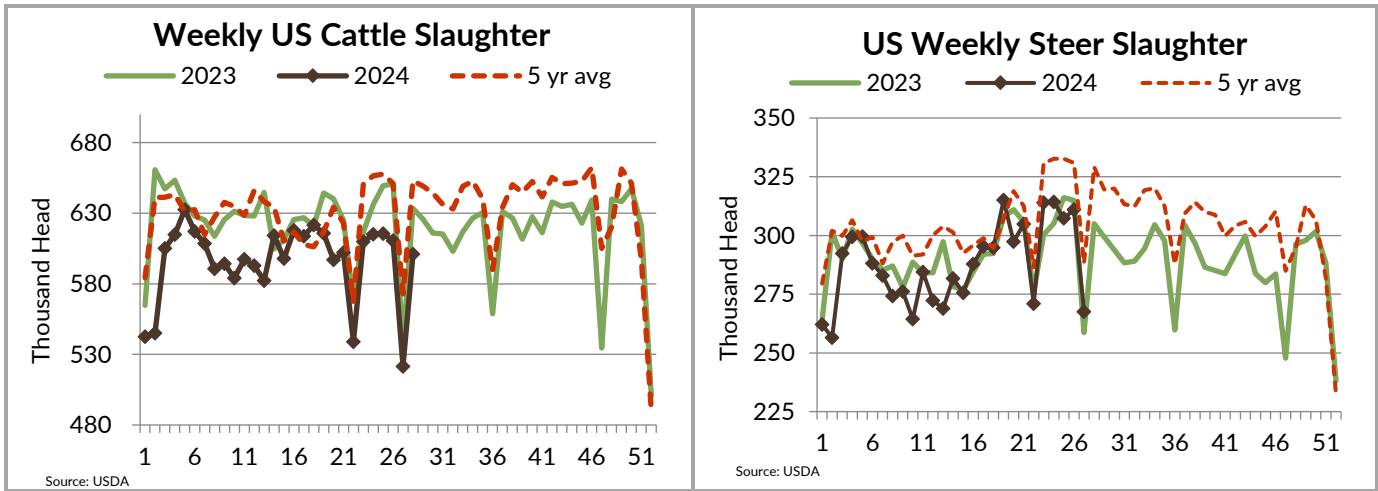
	CANADA		ONTARIO	
Week ending	Steers	Heifers	Steers	Heifers
13-Jul-24	899	821	982	876
06-Jul-24	887	812	1,010	928
15-Jul-23	877	811	941	838

### DOMESTIC BEEF PRODUCTION - CANADA (million pounds) (Canfax/CBGA)

	July 13, 2024	Wk ago chg	YTD	YTD chg
Fed	47.1	33.2%	1,221.9	-0.5%
Non-Fed	4.1	-1.4%	185.9	-8.6%
Total	51.3	29.5%	1,407.7	-1.6%

### USDA ESTIMATED CATTLE PROCESSING VOLUME

	Week Ending July 18, 2024	Previous Week	Year Ago
Grand Total	584,000	601,000	626,000



**QUEBEC ELECTRONIC AUCTION MARKET (F.O.B. THE FEEDLOT)**

For the week ending July 19, 2024

Price  
N/T

Change from Last Week  
N/T

**ALBERTA DIRECT TRADE**

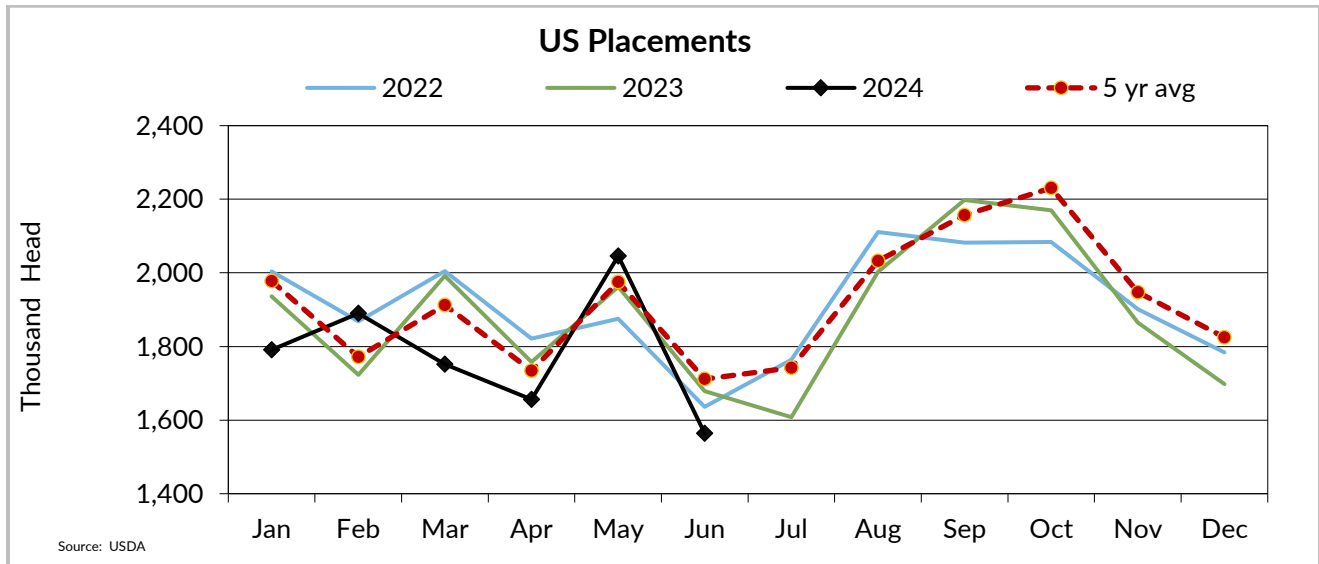
Alberta's direct trade: for the week ending July 19, 2024

Steers	Live- FOB	257.00-261.00	Rail- FOB	425.00-426.50
Heifers	Live- FOB	261.00-261.00	Rail- FOB	425.00-426.50

**U.S. TRADE (U.S. funds)**

The U.S. cash cattle trade: for the week ending July 19, 2024

Choice and Select Steers and Heifers:	Live	186.00-199.00
	Rail	306.00-318.00



**U.S. BOXED BEEF CUT-OUT VALUES (U.S. funds)**

	Choice	Select
	600-900	600-900
Current Five Day Average	319.42	301.32

## CANADIAN BEEF EXPORTS Jan 1 – May 31/2024 (AAFC)

	Tonnes	% chg	vol chg		Tonnes	% chg	vol chg
United States	160,285	9%	12,872	Mexico	13,959	-2%	-338
Japan	22,776	12%	2,495	South Korea	6,369	-17%	-1,343
Vietnam	4,662	-27%	-1,724	Total	216,474	6%	12,575

### BEEF IMPORTS – CANADA (AAFC)

	Jan 1 – Jul 6, 2024	Last Year Same Time	% Change
United States	52,795	55,340	-5%
Australia	14,263	5,149	177%
New Zealand	10,707	5,753	86%
Uruguay	5,364	7,025	-24%
Mexico	7,520	5,900	27%
Non-CUSMA	37,140	21,120	76%
EU-27 (beef/veal total)	6,584	5,285	25%
Total	134,373	105,572	27%

### CHICAGO MERCANTILE EXCHANGE

Closing quotes on futures **today** were as follows:

Live Cattle			Feeder Cattle			Corn		
Aug	183.10	+0.85	Aug	255.60	-0.53	Sep	3.904	-0.6
Oct	183.48	+0.45	Sep	255.78	-1.23	Dec	4.046	-0.2
Dec	184.68	-0.30	Oct	255.65	-1.30	Mar	4.184	-0.2
Feb	186.65	-0.53	Nov	255.38	-1.15	May	4.282	+0.2
Apr	188.58	-0.50	Jan	255.15	-1.03	Jul	4.356	+0.4
Jun	182.00	-0.48	Mar	253.43	-0.95	Sep	4.396	0.0

Soybeans			Soft Red Winter Wheat			Canadian \$		
	US \$/bu			US \$/bu				
Aug	10.972	-1.2	Sep	5.426	+7.4	Spot	72.82	-0.10
Sep	10.366	-4.0	Dec	5.680	+8.0	Sep	72.96	-0.09
Nov	10.360	-7.0	Mar	5.884	+7.6	Dec	73.10	-0.12
Jan	10.510	-7.0	May	5.994	+7.2	Mar	73.25	-0.11
Mar	10.616	-7.2	Jul	6.032	+5.0	Jun	73.38	-0.11
Jul	10.712	-7.2	Sep	6.132	+3.6	Sep	73.49	-0.11

Beef Farmers of Ontario | Phone: 519.824.0334 | Fax: 519.824.9101 | Email: markets@ontariobeef.com

### Comments for the week ending July 18, 2024

Fed steers and heifers sold through auction markets this week at 779 head, were up 186 head from the previous week and 373 head larger than the same time last year. Fed steers sold from \$232.53-\$254.61/cwt averaging \$244.37, up \$5.01 cwt from the previous week's trade and \$11.39 above year ago prices. Fed heifers sold from \$234.89-\$252.78 averaging \$244.69 cwt, up \$6.25 from last week and \$12.19 higher than last year. Auction markets reported fed steers and heifers sold on a steady market with good buyer demand on Tuesday July 16<sup>th</sup>. On July 18<sup>th</sup>, fed steers and heifers sold on a stronger trade.

In Ontario, dressed sales have been reported at \$415/cwt delivered, fully steady with last week. Cattle are being booked anywhere from next week delivery to the week of July 29<sup>th</sup> delivery. Ontario steer carcass weights dropped to 982 lbs for the week ending July 13<sup>th</sup>, down 39 lbs from the peak in June, but still 41 lbs heavier than last year. Ontario processing numbers for week ending July 13<sup>th</sup> were 10,090 head, which is steady with the weekly average from last July. The increase primarily came from fed cattle with Eastern processing numbers 5% larger than the same week last year.

Cull cow receipts sold through auction markets this week were 1,705 head, down 83 head from last week and down 227 head from last year. Cows were selling from \$130.35-\$184.18/cwt averaging \$153.98/cwt, up \$0.36/cwt from last week and up \$31.05 from last year. Auction markets reported cows sold active at steady prices on Monday July 15<sup>th</sup>, and sold on an active trade \$2.00-\$3.00 higher on Tuesday. On July 17<sup>th</sup>, cows sold \$4.00-\$6.00 stronger. Beef cow prices sold from \$142.33-\$188.84/cwt averaging \$168.22, up \$4.82 cwt from the previous week's trade and \$30.29 above year ago prices. Over the last four weeks, beef cow prices have remained over \$160/cwt, while dairy cow prices have been near \$147/cwt.

Stable receipts of 2,430 stocker and feeder cattle sold through Ontario auction markets this week up 795 head from the previous week but 16 head fewer than the same week last year. Auction markets reported last week, stockers sold actively at higher prices and traded with excellent buyer demand on a stronger market. On Wednesday July 17<sup>th</sup>, feeder cattle sold actively at higher prices. Stockers sold actively at steady prices on July 18<sup>th</sup>. Actual average prices collected this week saw steers from 400-500 lbs trading \$15.15 cwt higher than last week on average, 500-600 lbs up \$17.04, 600-700 lbs up \$13.46, 700-800 lbs up \$10.25, 800-900 lbs were up \$19.83, steers 900-1000 lbs up \$15.56 and steers 1000 lbs plus averaged \$5.72 cwt stronger than the previous week's weighted average prices. Heifers from 300-400 lbs were up \$35.77 cwt from last week on average, 400-500 lbs up \$22.08, 500-600 lbs up \$5.07, 600-700 lbs up \$8.40 700-800 lbs up \$25.41, 800-900 lbs up \$15.68 and heifers 900 lbs and over averaged \$11.57 cwt stronger than the previous week's weighted average prices. Feeder prices appear to be supported as feedlots get pen space available, now that Guelph is running again. In addition, Ontario corn prices have dropped \$23/tonne in the last four weeks.

The Quebec electronic market prices were not available at press time.

Alberta fed trade last week saw light trade develop with weighted average fed prices closing the week fully steady. Dressed sales were from \$428-429/cwt delivered. Asking prices started out in the mid \$430's/cwt delivered this week and were holding at \$435/cwt delivered on Wednesday. Live bids have been reported in the mid \$250's/cwt delivered to the plant, steady with last week as well. Buying interest has been noted from all three Western Canadian packers. US packer interest has also been noted.

For the week ending July 6<sup>th</sup> Canadian fed cattle and cow exports to the US dropped to 7,100 head, down from 10,000 head the previous week, but still 22% larger than the same week last year. The Canadian Prime/AAA grading percentage typically bottoms in early July, but at 73.5% is well above year ago levels of 62.4%.

The U.S. cash cattle trade last week saw dressed sales in Iowa and Nebraska ranged from \$312-315/cwt. Live sales in Nebraska were at \$198/cwt, while in Iowa (\$195.50-198.50/cwt) were steady a couple dollars weaker. Live sales in Texas and Kansas were at \$188/cwt, \$2/cwt lower. On July 16<sup>th</sup>, asking prices are expected to start out around \$192/cwt in the South and \$202/cwt in the North. Thursday on the Fed Cattle Exchange, sales were at \$188/cwt and bid the grid sales were at \$190/cwt in Texas, while bid the grid sales were at \$196.50/cwt in Kansas. In the Northern feeding states, live bids have been reported at \$196/cwt and dressed bids are at \$310/cwt, and some cattle are trading. Both live and dressed bids/sales are a couple dollars weaker.

In the U.S., the July WASDE report showed US beef production is now projected to be down a modest 1.2% from 2023, compared to a 1.4% reduction projected in June. July corn closed today at \$4/bu, rebounding only 1.1% from July 5<sup>th</sup>'s contract low. The All-fresh beef retail price for the month of June was reported at \$7.99/lb, a new record high. Retail beef prices have strengthened for five consecutive months. Since mid-June US 50% trim prices have rallied 47%. The Choice and Select cutout values established new annual highs the week ending July 5<sup>th</sup> at \$330/cwt and \$305/cwt respectively and are expected to seasonally soften throughout the summer.