



WEEKLY MARKET INFORMATION REPORT – FOR THE WEEK ENDING THURSDAY AUGUST 22, 2024

The following information is collected from various sources and disseminated by Beef Farmers of Ontario.

ONTARIO DIRECT TO PACKER RAILGRADE CATTLE TRADE

Prices are on a carcass weight basis before grade and weight discounts:

A Grade Steers **425.00**
A Grade Heifers **N/T**

ONTARIO LIVE CATTLE TRADE

Ontario auction sales this week saw weighted average price ranges for:

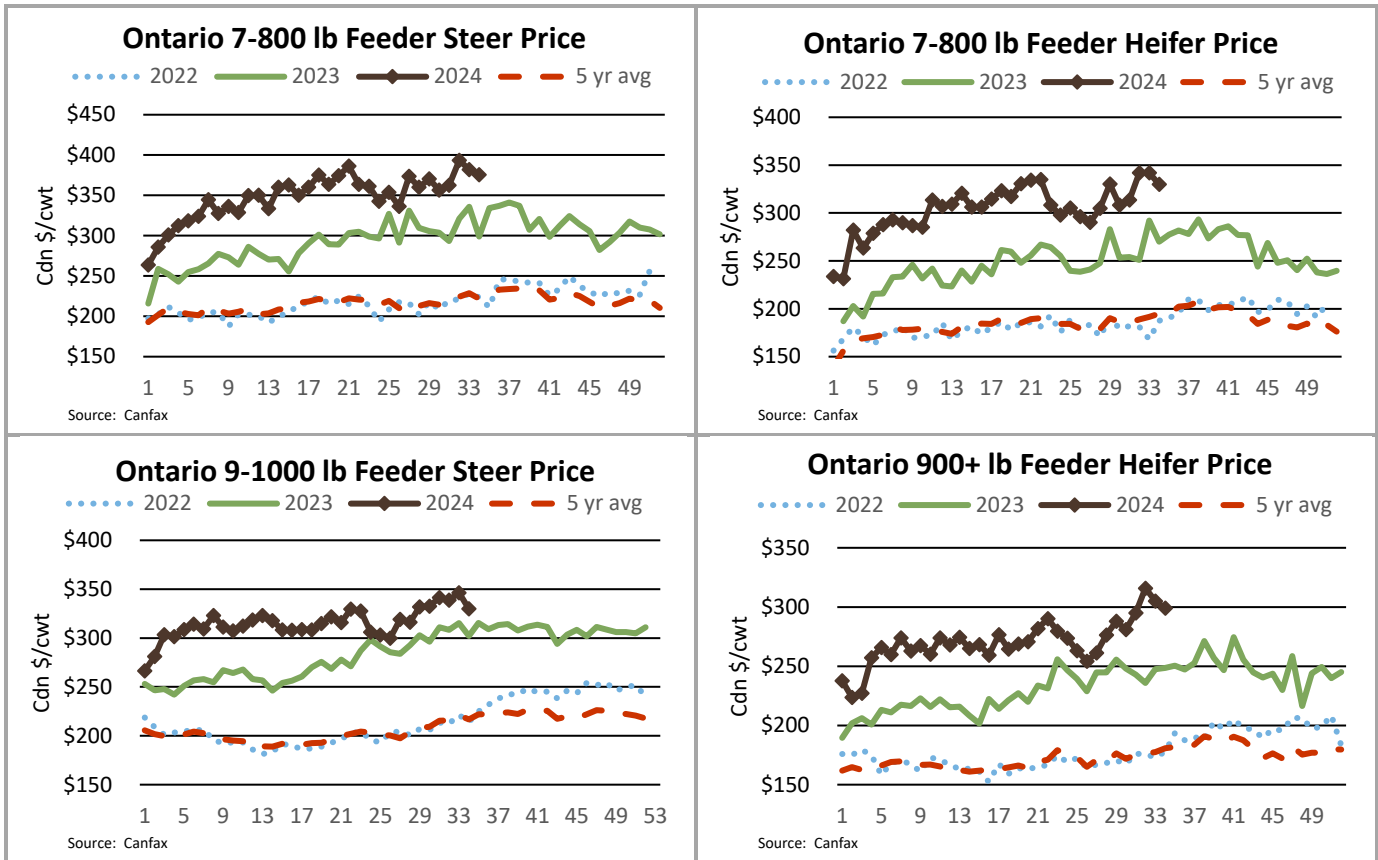
FED CATTLE	Volume	Price Range	Average	Top	Last Week Avg
Large Frame Steers +1250	51	241.41-254.41	249.46	259.00	251.98
Medium Frame Steers +1250	55	232.96-247.47	241.29	259.00	244.49
Large & Medium Frame Steers +1250	106	236.00-252.47	245.58	259.00	248.69
Large Frame Heifers +1000	52	213.35-246.88	228.06	276.00	236.81
Medium Frame Heifers +1000	119	217.24-243.82	232.70	260.00	238.80
Large & Medium Frame Heifers +1000	171	215.73-244.76	230.63	276.00	238.92
Fed steers, Dairy & Dairy Cross +1250	72	203.63-227.58	216.20	233.00	223.45
Fed heifers, Dairy & Dairy Cross +1000	78	189.41-218.60	205.78	232.00	211.36
Cows - All Weights	1373	130.61-193.52	162.19	239.00	164.98
Bulls - All Weights	86	186.39-230.05	209.10	255.00	218.24

STOCKERS - Large and Medium Frame

STEERS	Volume	Price Range	Average	Top	Last Week Avg
1000+	626	295.29-335.92	307.34	342.00	323.18
900-999	298	312.13-349.63	329.98	358.00	346.34
800-899	194	318.90-357.62	341.81	379.00	356.93
700-799	190	340.28-402.64	375.62	432.50	382.02
600-699	225	336.78-449.50	408.93	479.00	436.10
500-599	159	367.40-484.68	436.34	532.50	449.69
400-499	82	402.44-529.82	481.75	580.00	477.67
-399	72	417.15-626.15	523.82	970.00	539.65

STOCKERS - Large and Medium Frame

HEIFERS	Volume	Price Range	Average	Top	Last Week Avg
+900	300	272.01-319.72	299.06	332.00	304.92
800-899	90	286.11-331.85	312.58	345.00	316.22
700-799	128	306.08-346.85	330.01	397.50	341.84
600-699	177	299.34-379.71	351.49	416.00	357.02
500-599	120	288.60-429.62	371.60	457.50	377.92
400-499	73	335.47-423.75	384.54	450.00	381.97
300-399	15	315.47-41.013	365.43	500.00	415.19
-299	23	258.91-518.65	401.80	875.00	512.50



At Kawartha Lakes Community Sale Barn: **Aug 17, 2024- 92 cows, 13 bulls, 40 veal, 6 fed cattle, 36 stockers**

	Price Range	Avg.	Top
Cows	139.00-189.00	162.22	212.50
Veal Calves 600 lbs plus	217.50-290.00	235.45	290.00
Veal Calves 125 lbs & under	300.00-925.00	595.43	975.00

At Denfield Livestock Exchange Inc.: **Aug 20, 2024 - 239 Fed Cattle, 4 Veal, 6 Bulls, 63 Cows, 159 Drop Calves.**

	Price Range	Top
Fed Steer	175.00-281.00	
Fed Heifers	200.00-275.00	
Veal	223.00-224.00	
Cows	110.00-224.00	
Bulls	177.50-233.00	

At Aylmer Stockyards Inc.: **Aug 21, 2024 - 20 Veal, 103 Cows, 56 Fed cattle, 38 Stockers, 2 Bulls**

	Price Range	Average	Top
Large & Medium Frame Fed Steers +1250 lbs	233.99-245.00	240.20	245.00
Large & Medium Frame Fed Heifers +1000 lbs	225.00-247.99	241.19	247.99
Fed Heifers, dairy & dairy cross 1000+ lbs	193.99-225.00	214.99	225.00
Cows	112.99-224.00	173.90	224.00
Veal calves 600 lbs +	241.00-300.00	262.00	300.00

ONTARIO STOCKER & FEEDER TRADE

Stocker sale at Brussels Livestock: **Aug 16, 2024 - 838 Stockers**

Steers	Price Range	Average	Top	Heifers	Price Range	Average	Top
1000+	292.00-323.00	310.70	325.00				
900-999	316.00-358.00	338.87	358.00	900+	282.00-332.00	310.02	332.00
800-899	326.00-366.00	348.61	378.00	800-899	305.50-340.00	323.29	345.00
700-799	335.00-397.00	370.91	421.00	700-799	285.00-360.00	324.18	397.50
600-699	360.00-463.00	412.69	463.00	600-699	290.00-416.00	353.93	416.00
500-599	400.00-485.00	446.33	485.00				
400-499	470.00-510.00	491.82	510.00				

Stocker sale at Community Livestock Exchange: **Aug 20, 2024: 83 Stockers**

Steers	Price Range	Average	Top	Heifers	Price Range	Average	Top
600-699	260.00-459.99	427.40	459.99				
500-599	314.99-525.00	471.19	525.00	500-599			

Stocker sale at Renfrew Pontiac Livestock: **Aug 20, 2024: 245 Stockers**

Steers	Price Range	Average	Top	Heifers	Price Range	Average	Top
600-699	335.00-416.00	393.69	416.00	600-699	235.00-377.00	354.19	377.00
500-599	300.00-465.00	424.60	465.00	500-599	275.00-457.50	387.69	457.50
400-499	329.99-532.50	452.89	532.50	400-499	345.00-420.00	392.79	420.00
300-399	385.00-559.99	475.19	559.99				
399-	367.49-625.00	440.50	725.00				

Stocker sale at Ontario Livestock Exchange: **Aug 21, 2024 - 637 Stockers**

Steers	Price Range	Average	Top	Heifers	Price Range	Average	Top
1000+	299.00-342.00	308.34	342.00				
900-999	313.00-351.00	327.88	351.00	900+	272.00-276.00	274.18	276.00
800-899	280.00-335.00	315.63	335.00				

Stocker sale at Ontario Livestock Exchange: **Aug 22, 2024 - 507 Stockers**

Steers	Price Range	Average	Top	Heifers	Price Range	Average	Top
1000+	230.00-290.00	265.25	290.00				
900-999	290.00-300.00	294.17	315.00	900+	227.50-285.00	267.72	285.00
800-899	305.00-357.00	339.33	357.00	800-899	230.00-322.50	292.22	322.50
700-799	342.50-405.00	369.65	405.00	700-799	325.00-364.00	357.28	364.00
600-699	360.00-445.00	412.45	445.00	600-699	335.00-395.00	368.31	400.00
500-599	360.00-495.00	432.88	500.00	500-599	300.00-427.50	377.23	427.50
400-499	360.00-550.00	481.76	580.00	400-499	310.00-410.00	362.94	410.00
399-	395.00-620.00	512.00	635.00				

Stocker sale at Ontario Stockyards Inc - **Aug 22, 2024 - 285 Stockers**

Steers	Price Range	Average	Top	Heifers	Price Range	Average	Top
900-999	305.00-344.00	327.50	344.00				
800-899	330.00-379.00	353.94	379.00				
700-799	380.00-411.50	395.31	415.00	700-799	310.00-328.00	318.47	328.00
600-699	359.00-440.00	398.12	479.00	600-699	327.50-352.50	337.41	352.50
500-599	395.00-475.00	439.83	485.00	500-599	350.00-420.00	380.14	420.00
400-499	385.00-545.00	498.57	545.00	400-499	390.00-440.00	417.45	450.00

WEEKLY LIVE CATTLE EXPORTS - ONTARIO (USDA)

	Week ending Aug 10, 2024	Week ending Aug 3, 2024	Year to Date
Total live slaughter cattle exported through Ontario ports to the U.S.	3,327	3,022	110,763
Steers & Heifers & Cows	3,216	2,953	107,331
Bulls	111	69	3,432

LIVE CATTLE - CANADA (AAFC/USDA)

IMPORTS	Import % change from 2023 YTD	EXPORTS	Export % change from 2023 YTD
Jan 1- May 31/2024		Jan 1- Aug 3/24	
Pure bred	2,196 -64%	Processing steers, heifers & cows	332,988 22%
Non-pure bred	143,450 7%	Feeder cattle & calves	95,736 1%
		Bulls	16,547 -12%

FEDERALLY INSPECTED PROCESSING - Canfax/CBGA

	Week Ending Aug 17, 2024	# of hd change from week ago	YTD	% Change (Week Ago)	% Change (Year Ago)
ONTARIO	10,857	2,159	290,178	25%	-17.4%
CANADA	59,723	6,956	1,877,029	13%	-4.5%
Western Processing	47,411	4,764	1,534,226	11%	-1.8%
Eastern Processing	12,312	2,192	342,803	22%	-15.0%

AVERAGE CARCASS WEIGHTS - Canfax/CBGA

CANADA

ONTARIO

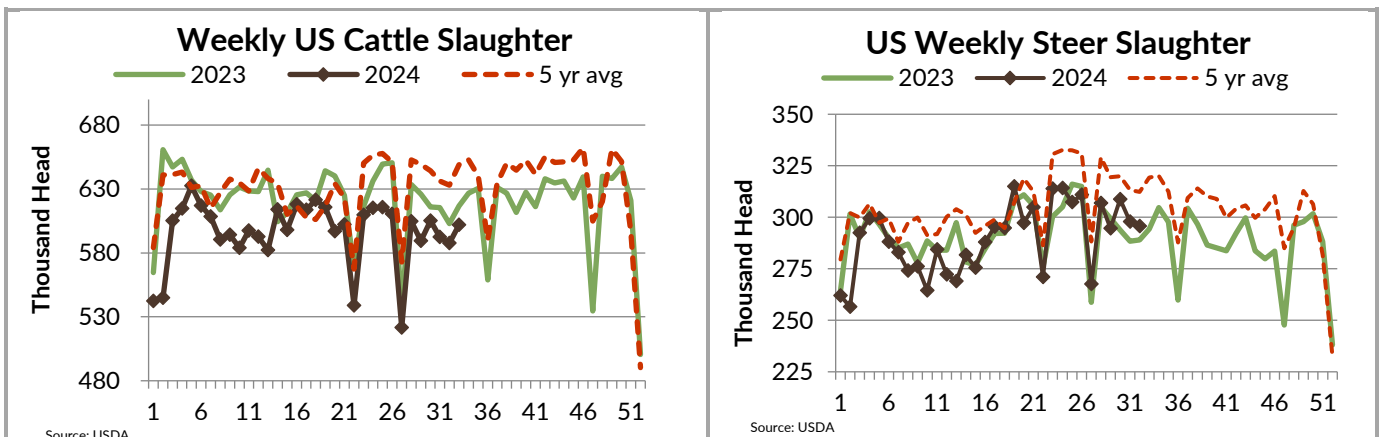
Week ending	Steers	Heifers	Steers	Heifers
17-Aug-24	926	834	977	856
10-Aug-24	923	825	965	857
19-Aug-23	911	824	947	815

DOMESTIC BEEF PRODUCTION - CANADA (million pounds) (Canfax/CBGA)

	August 17, 2024	Wk ago chg	YTD	YTD chg
Fed	47.8	16.5%	1,448.3	0.1%
Non-Fed	4.9	-1.8%	211.6	-10.4%
Total	52.7	14.5%	1,659.9	-1.4%

USDA ESTIMATED CATTLE PROCESSING VOLUME

	Week Ending Aug 22, 2024	Previous Week	Year Ago
Grand Total	608,000	602,000	626,000



QUEBEC ELECTRONIC AUCTION MARKET (F.O.B. THE FEEDLOT)

	Price	Change from Last Week
For the week ending Aug 22, 2024	415.00-415.00	-3.00

ALBERTA DIRECT TRADE

Alberta's direct trade: for the week ending August 22, 2024

Steers	Live- FOB	N/T	Rail- FOB	412.50-416.50
Heifers	Live- FOB	N/T	Rail- FOB	412.00-416.50

U.S. TRADE (U.S. funds)

The U.S. cash cattle trade: for the week ending August 22, 2024

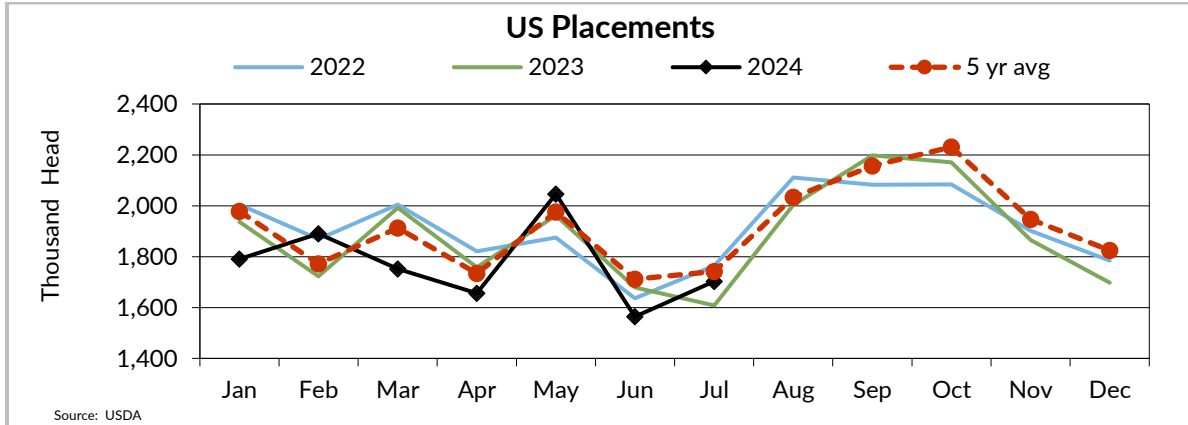
Choice and Select Steers and Heifers:

Live

183.00-186.00

Rail

285.00-294.00



U.S. BOXED BEEF CUT-OUT VALUES (U.S. funds)

Choice

600-900

Select

600-900

Current Five-Day Average

315.86

301.75

CANADIAN BEEF EXPORTS Jan 1 - Jun 30/2024 (AAFC)

	Tonnes	% chg	vol chg		Tonnes	% chg	vol chg
United States	185,595	7%	11,513	Mexico	15,440	-7%	-1,211
Japan	26,094	6%	1,549	South Korea	7,684	-8%	-711
Vietnam	5,608	-22%	-1,586	Total	250,456	4%	10,057

BEEF IMPORTS - CANADA (AAFC)

Jan 1 - Aug 10, 2024

Last Year Same Time

% Change

United States	63,612	66,830	-5%
Australia	17,214	6,659	159%
New Zealand	14,240	8,063	77%
Uruguay	7,071	7,076	0%
Mexico	7,745	7,245	7%
Non-CUSMA	44,816	25,587	75%
EU-27 (beef/veal total)	8,049	6,512	24%
Total	162,747	127,972	27%

CHICAGO MERCANTILE EXCHANGE

Closing quotes on futures **today** were as follows:

Live Cattle			Feeder Cattle			Corn		
Aug	182.58	+0.03	Aug	242.58	+0.60	Sep	3.676	-3.6
Oct	175.70	-0.20	Sep	238.58	+0.38	Dec	3.910	-2.4
Dec	175.20	-0.33	Oct	234.38	+0.13	Mar	4.094	-2.0
Feb	176.48	-0.18	Nov	231.60	-0.35	May	4.200	-1.4
Apr	178.10	-0.13	Jan	229.18	-0.58	Jul	4.270	-0.6
Jun	172.68	-0.18	Mar	230.05	-0.68	Sep	4.264	-0.2

Soybeans			Soft Red Winter Wheat			Canadian \$		
	US \$/bu			US \$/bu				
Sep	9.520	+10.6	Sep	5.022	-8.6	Spot	74.01	+0.49
Nov	9.730	+11.4	Dec	5.280	-7.4	Sep	74.06	+0.49
Jan	9.906	+11.2	Mar	5.490	-7.2	Dec	74.24	+0.48
Mar	10.062	+11.0	May	5.606	-7.4	Mar	74.39	+0.48
Jul	10.214	+11.0	Jul	5.670	-7.2	Jun	74.49	+0.47
Aug	10.324	+11.0	Sep	5.792	-7.0	Sep	74.59	+0.46

Beef Farmers of Ontario | Phone: 519.824.0334 | Fax: 519.824.9101 | Email: markets@ontariobeef.com

Comments for the week ending August 22, 2024

Fed steers and heifers sold through auction markets this week at 277 head, were down 44 head from the previous week and down 6 head from the same time last year. Fed steers sold from \$236.22-\$252.47/cwt averaging \$245.58/cwt, down \$3.11/cwt from the previous week's trade but \$12.81/cwt above year ago prices. Fed heifers sold from \$215.73-\$244.76/cwt averaging \$230.63/cwt, down \$8.29/cwt from last week but \$0.92/cwt above last year. Auction markets Tuesday reported fed steers and heifers sold on a steady market with quality considered. On August 21st, fed cattle traded about \$5 cwt off last week's good trade.

In Ontario, very light receipts of cattle have traded at \$425/cwt delivered, steady with last week. For week ending August 10th, exports of fed cattle and cows to the US from eastern ports were 3,216 head, up from the 2,953 head exported the previous week, and year-ago levels of 2,574 head.

Cull cow receipts sold through auction markets this week were 1,373 head, down 33 head from last week and down 500 head from last year. Cows were selling from \$130.61-\$193.52/cwt averaging \$162.19/cwt, down \$2.79/cwt from last week but up \$32.28/cwt from last year. Auction markets reported on Monday August 19th, cows sold actively at steady prices. On August 21st, cull cows continue to sell strong. Beef cow prices sold from \$143.40-\$206.19/cwt averaging \$179.86/cwt, down \$6.35/cwt from the previous week's trade but \$30.79/cwt above year ago prices.

Receipts of 2,772 stocker and feeder cattle sold through Ontario auction markets this week, down 789 head from the previous week and 32 head less than the same week last year. Auction markets last week reported stockers continued to trade higher. On Wednesday August 21st, feeder cattle sold under pressure at lower pricing and stockers sold on a steady market with quality considered. Actual average prices collected this week saw steers from 400-500 lbs trading \$4.08/cwt more than last week on average, 500-600 lbs down \$13.35/cwt, 600-700 lbs down \$27.17/cwt, 700-800 lbs down \$6.40/cwt, 800-900 lbs were down \$15.12/cwt, steers 900-1000 lbs down \$16.36/cwt and steers 1000 lbs plus averaged \$15.84/cwt weaker than the previous week's weighted average prices. Heifers from 300-400 lbs were down \$49.76/cwt from last week on average, 400-500 lbs up \$2.57/cwt, 500-600 lbs down \$6.32/cwt, 600-700 lbs down \$5.53/cwt, 700-800 lbs down \$11.83/cwt, 800-900 lbs down \$3.64/cwt and heifers 900 lbs and over averaged \$5.86/cwt weaker than the previous week's weighted average prices.

The Quebec electronic market this week sold at \$415.00/cwt dressed on a picked-up basis, which is down \$3.00/cwt from the previous week's trade on average.

Alberta fed trade last week saw light trade developed with weighted average steer and heifer prices closing the week \$1.50-3.50/cwt lower. Dressed sales were reported from \$418-420/cwt delivered. On a cash-to-cash basis, Alberta fed prices were at a \$7/cwt discount against the Nebraska market while Alberta cow prices were at a \$1/cwt premium against the US market. This week, asking prices have been reported in the low to mid \$420/cwt delivered. On Wednesday, sales saw light to moderate trade develop with dressed sales ranging from \$415-418/cwt delivered, steady \$1/cwt lower than the previous week. Through the Federal Labour Minister's action of enacting Section 107 of the Canada Labour Code, the rail labour dispute will move to final binding arbitration through the Canadian Industrial Relations Board.

The U.S. cash cattle trade last week saw dressed sales in Iowa and Nebraska were at \$298/cwt, \$7/cwt lower than the previous week. Live sales in the Northern feeding states were at \$190/cwt, \$3/cwt softer, while sales in Texas and Kansas were at \$185/cwt, steady to \$1/cwt lower. On Monday August 19th, there were rumblings a few cattle traded in Nebraska at \$188/cwt, \$2/cwt lower than the previous week. On August 22nd, the market tone is steady in South and lower in the North. Dressed sales in Iowa and Nebraska ranging from \$290-295/cwt, \$3-8/cwt lower than last week. Live sales in Texas and Kansas were at \$183/cwt, \$3/cwt weaker. Live bids of \$183/cwt have been renewed in the South and bids of \$184/cwt have been reported in Nebraska.

In the U.S., beef exports for the month of June were 2% lower than last year, while beef imports were 17% larger than last year. The All-fresh beef retail price for the month of July were reported at \$8.15/lb, a new record high. Beef retail prices are 5% higher than last year. In August, USDA revised 2025 beef production lower compared to their July estimates. First quarter 2025 beef production is projected to be down 2.5% compared to 2024. For the week ending August 16th, hog processing was estimated just over 2.5 million head, 3% larger than last year. Hog processing receipts are seasonally increasing, this is the largest processing since late February. For the week ending August 3rd, US steer carcass weights averaged 923 lbs. From their lows in late June, carcass weights have increased 12 lbs. For the end of July, carcass weights are record large. Not only are cattle being fed longer, but the same trend is occurring on the hog market as well. US hog carcass weights remain historically large for this time of the year. Cheaper corn prices are contributing to large outweigh for both cattle and hogs.