



WEEKLY MARKET INFORMATION REPORT – FOR THE WEEK ENDING

THURSDAY APRIL 3, 2025

The following information is collected from various sources and disseminated by Beef Farmers of Ontario.

ONTARIO DIRECT TO PACKER RAILGRADE CATTLE TRADE

Prices are on a carcass weight basis before grade and weight discounts:

A Grade Steers **470.00**
A Grade Heifers **470.00**

ONTARIO LIVE CATTLE TRADE

Ontario auction sales this week saw weighted average price ranges for:

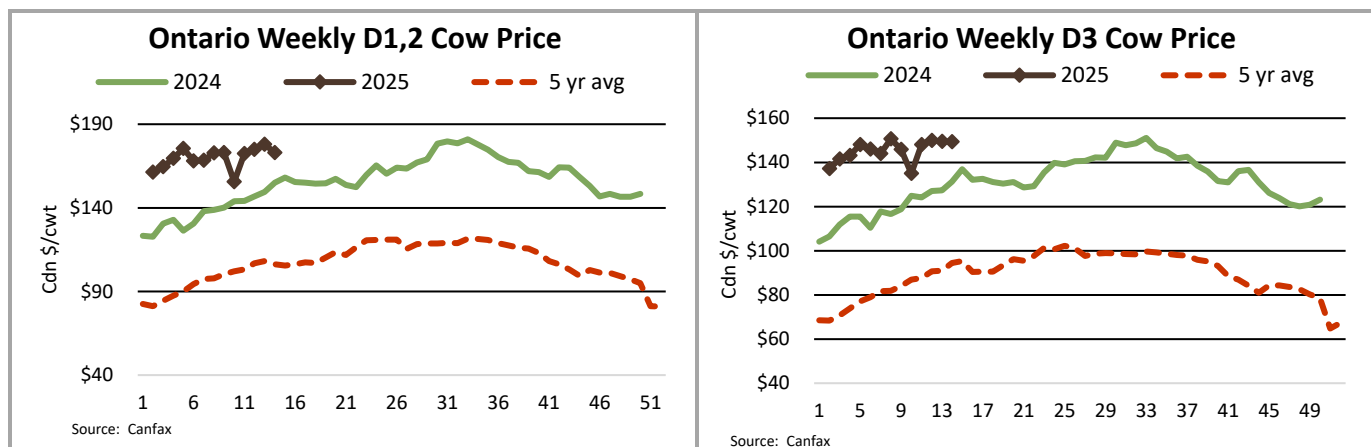
FED CATTLE	Volume	Price Range	Average	Top	Last Week Avg
Large Frame Steers +1250	11	252.27-260.36	255.47	279.50	270.16
Medium Frame Steers +1250	18	231.11-256.14	244.13	278.00	269.27
Large & Medium Frame Steers +1250	29	239.78-263.19	250.79	279.50	269.49
Large Frame Heifers +1000	30	234.22-271.48	254.71	290.00	272.24
Medium Frame Heifers +1000	35	254.34-269.91	263.77	332.50	268.81
Large & Medium Frame Heifers +1000	65	244.06-272.04	258.79	332.50	270.04
Fed steers, Dairy & Dairy Cross +1250	29	231.62-251.38	239.24	257.00	244.38
Fed heifers, Dairy & Dairy Cross +1000	81	185.07-233.88	215.08	254.00	226.64
Cows - All Weights	1478	138.44-185.91	160.32	256.00	162.60
Bulls - All Weights	45	193.74-223.54	210.05	238.00	208.33

STOCKERS - Large and Medium Frame

STEERS	Volume	Price Range	Average	Top	Last Week Avg
1000+	422	333.67-373.78	355.28	384.00	355.96
900-999	409	352.97-380.33	367.43	384.50	365.03
800-899	468	364.22-408.11	392.18	427.00	386.22
700-799	386	377.76-443.68	409.25	458.00	398.67
600-699	390	403.94-475.53	442.81	523.00	428.08
500-599	274	413.47-509.78	468.67	550.00	448.65
400-499	108	456.20-549.53	504.86	605.00	478.90
<399	37	348.85-465.47	401.14	1270.00	539.78

STOCKERS - Large and Medium Frame

HEIFERS	Volume	Price Range	Average	Top	Last Week Avg
+900	208	294.31-341.30	320.06	367.50	303.09
800-899	201	309.78-361.91	342.62	381.00	315.63
700-799	346	336.31-395.10	370.88	410.00	348.06
600-699	348	348.21-427.87	396.88	480.00	375.48
500-599	333	387.90-458.27	425.31	545.00	393.80
400-499	118	424.15-489.96	458.69	555.00	408.72
300-399	36	393.06-472.78	438.72	600.00	431.08
<299	N/A	N/A	N/A	N/A	N/A



At Kawartha Lakes Community Sale Barn: ***Market report was not submitted at time of publication. ***

At Denfield Livestock Exchange Inc.: **Apr 1, 2025 – 38 Fed Cattle, 2 Stockers, 49 Cows, 6 Bulls, 1 Veal**

	Price Range	Average	Top
Large & Medium Frame Fed Steers +1250 lbs	265.50-278.00	270.25	278.00
Large & Medium Frame Fed Heifers +1000 lbs	265.00-290.00	276.80	290.00
Cows	125.00-171.00	152.53	224.00
Bulls over 1600 lbs	197.00-241.00	215.40	241.00

At Aylmer Stockyards Inc.: **Apr 2, 2025 – 16 Fed cattle, 18 Stockers, 117 Cows, 2 Bulls, 36 Veal**

	Price Range	Average	Top
Fed Heifers, dairy & dairy cross 1000+ lbs	157.00-233.00	218.19	233.00
Cows	131.00-229.99	164.30	241.00
Veal 600 lbs and over	239.99-350.99	290.70	350.99

ONTARIO STOCKER & FEEDER TRADE

Stocker sale at Brussels Livestock: **Mar 28, 2025 – 1,900 Stockers**

Steers	Price Range	Average	Top	Heifers	Price Range	Average	Top
1000+	328.00-373.50	352.27	373.50				
900-999	353.00-384.50	368.66	384.50	900+	308.00-351.00	329.66	351.00
800-899	358.00-407.50	390.30	407.50	800-899	310.00-361.50	344.68	361.50
700-799	364.00-448.00	397.21	458.00	700-799	315.00-394.50	361.48	394.50
600-699	390.00-482.50	436.10	520.00	600-699	297.00-400.00	362.09	400.00
500-599	380.00-530.00	472.65	530.00	500-599	332.00-471.00	405.48	480.00
400-499	460.00-540.00	496.90	540.00	400-499	376.00-489.00	418.00	489.00

Stocker sale at Keady Livestock Market: **Apr 1, 2025: 708 Stockers**

Steers	Price Range	Average	Top	Heifers	Price Range	Average	Top
1000+	347.00-358.00	350.70	358.00				
900-999	362.50-380.00	372.10	380.00	900+	280.00-367.50	348.33	367.50
800-899	387.50-427.00	410.33	427.00	800-899	320.00-376.00	356.78	376.00
700-799	407.50-449.00	439.50	449.00	700-799	348.00-405.00	385.55	410.00
600-699	430.00-485.00	458.37	495.00	600-699	397.50-433.00	426.14	435.00
500-599	505.00-550.00	527.50	550.00	500-599	407.50-460.00	435.72	460.00
400-499	450.00-595.00	545.31	595.00	400-499	425.00-467.50	452.78	467.50
				300-399	365.00-460.00	423.33	460.00

Stocker sale at Renfrew Pontiac Livestock: **Apr 1, 2025: 109 Stockers**

Steers	Price Range	Average	Top	Heifers	Price Range	Average	Top
700-799	312.50-422.49	372.50	422.49	700-799	339.99-409.99	380.29	409.99
600-699	304.99-465.00	408.80	465.00	600-699	214.99-407.50	337.69	407.50
500-599	375.00-470.00	440.09	470.00	500-599	360.00-442.49	406.70	442.49
400-499	427.50-494.89	473.50	494.89	400-499	385.00-440.00	417.90	440.00

Stocker sale at Ontario Livestock Exchange: Apr 2, 2025 – 221 Stockers

Steers	Price Range	Average	Top	Heifers	Price Range	Average	Top
1000+	344.00-384.00	365.55	384.00				
900-999	368.50-381.00	375.36	381.00				

Stocker sale at Ontario Livestock Exchange: Apr 3, 2025 – 253 Stockers

Steers	Price Range	Average	Top	Heifers	Price Range	Average	Top
800-899	310.00-365.00	348.13	365.00				
700-799	370.00-426.00	405.68	426.00	700-799	270.00-360.00	337.00	360.00
600-699	410.00-470.00	450.93	470.00	600-699	290.00-425.00	342.11	425.00
500-599	375.00-540.00	458.33	540.00	500-599	375.00-430.00	409.58	430.00

Stocker sale at Ontario Stockyards Inc: Apr 3, 2025 – 226 Stockers

Steers	Price Range	Average	Top	Heifers	Price Range	Average	Top
700-799	392.50-448.00	418.96	448.00				
600-699	425.00-462.00	444.41	462.00	600-699	340.00-417.00	394.52	417.00
500-599	472.50-526.00	500.12	526.00	500-599	422.50-444.00	439.15	457.50
400-499	475.00-560.00	516.47	560.00	400-499	450.00-520.00	493.00	520.00

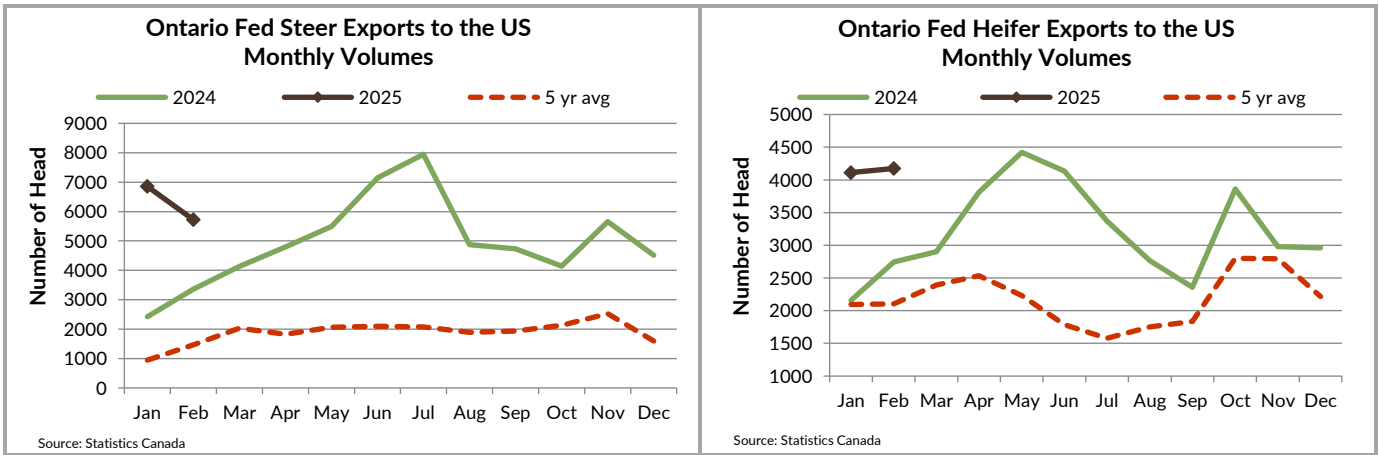
ONTARIO STOCKER & FEEDER TRADE SPECIAL SPRING SALES

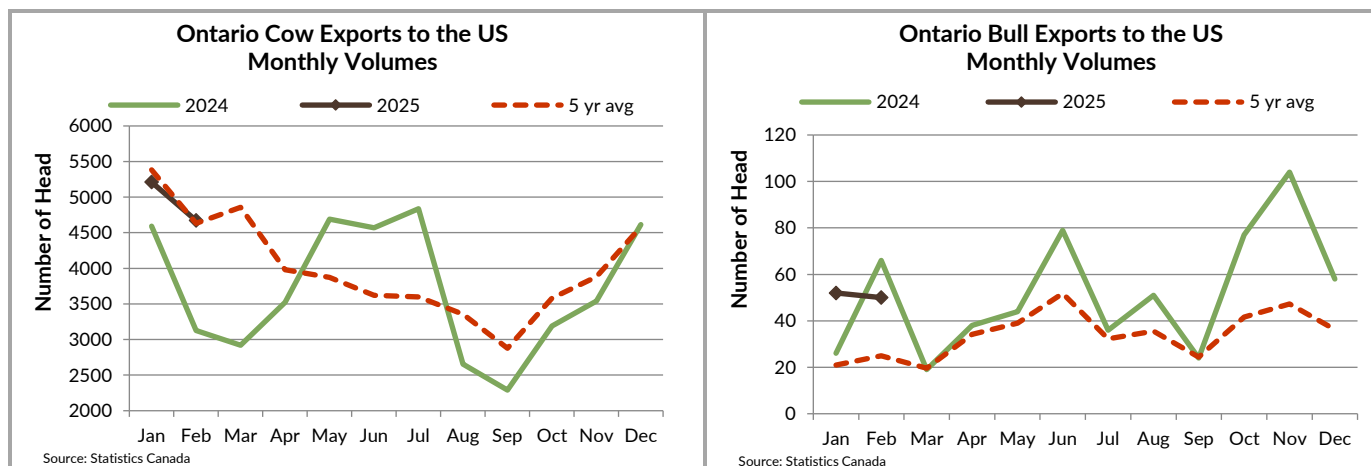
Stocker sale at Denfield Livestock Exchange Inc.: Mar 29, 2025 – 525 Stockers

Steers	Price Range	Average	Top	Heifers	Price Range	Average	Top
900-999	325.00-355.00	352.05	355.00	900+	287.50-336.00	315.61	336.00
800-899	351.00-378.00	370.59	395.00	800-899	325.00-381.00	350.98	381.00
700-799	401.00-435.00	410.13	450.00	700-799	370.00-400.00	385.76	405.00
600-699	427.00-480.00	467.64	523.00	600-699	390.00-470.00	433.43	480.00
500-599	480.00-521.00	500.13	550.00	500-599	472.50-517.50	489.98	545.00
400-499	525.00-585.00	545.00	605.00	400-499	500.00-540.00	530.00	555.00

WEEKLY LIVE CATTLE EXPORTS - ONTARIO (USDA)

	Week ending Mar 22, 2025	Week ending Mar 15, 2025	Year to Date
Total live slaughter cattle exported through Ontario ports to the U.S.	4,447	2,502	50,051
Steers & Heifers & Cows	4,383	2,471	49,268
Bulls	64	31	783





MONTHLY LIVE CATTLE EXPORTS TO THE U.S. FROM ONTARIO (Canfax/Stats Canada)

	Feb 2025	YTD 2025	Jan 1-Feb 2024	% change from 2024
Steers	5,722	12,576	5,781	118%
Heifers	4,174	8,286	4,904	69%
Cows	4,671	9,882	7,718	28%
Bulls	50	102	92	11%
Feeders	0	1268	82	1446%
Total	14,617	32,114	18,577	73%

LIVE CATTLE – CANADA (AAFC/USDA)

IMPORTS			EXPORTS		
	Import % change from 2024 YTD			Export % change from 2024 YTD	
Jan 1- Jan 31/2025			Jan 1- Mar 15/25		
Pure bred	114	-74%	Processing steers, heifers & cows	146,957	17%
Non-pure bred	22,360	29%	Feeder cattle & calves	38,299	42%
			Bulls	3,557	-10%

FEDERALLY INSPECTED PROCESSING - Canfax/CBGA

	Week Ending Mar 29, 2025	# of hd change from week ago	YTD	% Change (Week Ago)	% Change (Year Ago)
ONTARIO	10,898	7	132,036	0%	-0.4%
CANADA	57,050	-6,265	723,448	-10%	-7.8%
Western Processing	44,479	-6,371	570,697	-13%	-9.5%
Eastern Processing	12,571	106	152,751	1%	-0.5%

AVERAGE CARCASS WEIGHTS – Canfax/CBGA

CANADA

Week ending	Steers	Heifers
29-Mar-25	951	875
22-Mar-25	951	868
30-Mar-24	956	864

ONTARIO

Steers	Heifers
983	854
995	867
982	854

DOMESTIC BEEF PRODUCTION – CANADA (million pounds) (Canfax/CBGA)

	March 29, 2025	Wk ago chg	YTD	YTD chg
Fed	45.0	-9.6%	553.9	-9.0%
Non-Fed	6.7	-7.5%	96.4	-6.4%
Total	51.6	-9.3%	650.3	-8.6%

USDA ESTIMATED CATTLE PROCESSING VOLUME

	Week Ending Apr5, 2025	Previous Week	Year Ago
Grand Total	591,000	609,000	614,000

QUEBEC ELECTRONIC AUCTION MARKET (F.O.B. THE FEEDLOT)

	Price	Change from Last Week
For the week ending April 3, 2025	N/A	N/A

ALBERTA DIRECT TRADE

Alberta's direct trade: for the week ending April 3, 2025

Steers	Live- FOB	290.00-290.00	Rail- FOB	461.50-468.50
Heifers	Live- FOB	290.00-290.00	Rail- FOB	467.25-468.50

U.S. TRADE (U.S. funds)

The U.S. cash cattle trade: for the week ending April 3, 2025

Choice and Select Steers and Heifers:	Live	207.00-216.00
	Rail	333.00-345.00

U.S. BOXED BEEF CUT-OUT VALUES (U.S. funds)

	Choice 600-900	Select 600-900
Current Five-Day Average	337.71	319.49

CANADIAN BEEF EXPORTS JANUARY /2025 (AAFC)

	Tonnes	% chg	vol chg		Tonnes	% chg	vol chg
United States	31,437	-7%	-2,471	Mexico	3,233	-1%	-27
Japan	4,675	28%	1,028	South Korea	1,897	69%	776
Vietnam	837	0%	2	Total	43,729	-1%	-248

BEEF IMPORTS – CANADA (AAFC)

	Jan 1 – Mar 22, 2025	Last Year Same Time	% Change
United States	22,826	20,137	13%
Australia	7,185	5,096	41%
New Zealand	6,953	4,078	71%
Uruguay	3,993	6,219	-36%
Mexico	1,845	2,399	-23%
Non-CUSMA	23,389	18,373	27%
EU-27 (beef/veal total)	2,592	3,575	-27%
Total	68,783	59,877	15%

CHICAGO MERCANTILE EXCHANGE

Closing quotes on futures **today** were as follows:

Live Cattle			Feeder Cattle			Corn		
Apr	202.63	-5.43	Apr	279.43	-5.98	May	4.602	+2.6
Jun	198.20	-6.50	May	274.88	-8.25	Jul	4.672	+1.6
Aug	194.70	-6.48	Aug	281.05	-8.25	Sep	4.392	+0.2
Oct	193.10	-6.50	Sep	280.35	-8.25	Dec	4.466	-0.6
Dec	193.70	-6.25	Oct	278.78	-8.25	Mar	4.604	-1.0
Feb	194.78	-5.85	Nov	276.48	-8.25	May	4.686	-1.0
Soybeans			Soft Red Winter Wheat			Canadian \$		
	<i>US \$/bu</i>			<i>US \$/bu</i>				
May	9.770	-34.4	May	5.290	-7.0	Spot	70.23	-0.73
Jul	9.930	-33.2	Jul	5.426	-7.2	Jun	70.54	-0.74
Aug	9.912	-33.2	Sep	5.574	-7.6	Sep	70.79	-0.79
Sep	9.794	-32.2	Dec	5.806	-8.2	Dec	71.08	-0.79
Nov	9.842	-32.6	Mar	6.010	-8.4	Mar	71.33	-0.79
Jan	9.982	-31.4	May	6.124	-8.4	Jun	71.54	-0.78

Beef Farmers of Ontario | Phone: 519.824.0334 | Fax: 519.824.9101 | Email: markets@ontariobeef.com

ONTARIO STOCKER AND BRED COW SPRING SALES

Apr 5	2:00 pm	Keady Livestock Market	Sanders' Annual Charolais Bull Sale
Apr 12	11:00 am	Denfield Livestock Exchange	Special Spring Stocker Sale
Apr 15	11:00 am	Ontario Stockyards Inc	Special Spring Stocker Sale
Apr 23	10:00 am	Kawartha Lakes Community Sale Barn	KLC Special Spring Stocker Sale
Apr 25	10:00 am	Keady Livestock Market	Northern Select Stocker Sale
Apr 26	11:00 am	Denfield Livestock Exchange	Bred Cow & Cow Calf Pair Sale
Apr 26	8:00 am	Rainy River Cattlemen's Sale	Special Spring Stocker Sale/Cows/Bulls Via DLMS
Apr 30	12:00 pm	Aylmer Stockyards Inc	Special Spring Stocker Sale
Apr 30	1:00 pm	Vankleek Hill Livestock Exchange	Special Spring Stocker Sale

Comments for the week ending April 3, 2025

Fed steers and heifers sold through auction markets this week at 94 head, were down 798 head from the previous week and 412 head lower than the same time last year. Fed steers averaged \$250.79/cwt, down \$18.70/cwt from last week but \$9.98/cwt above last year. Fed heifers averaged \$258.79/cwt, down \$11.25/cwt from last week but \$21.04/cwt higher than last year. Auction markets reported on April 3rd fed steers and heifers sold at firm prices with quality considered.

In Ontario, no bids have been reported. For the week ending March 29th, Eastern Canadian processing was 23.9% above a year ago and 4.1% above the five-year average. YTD processing is steady, with steers down 2% and heifers up 8%, cows down 2% and bulls down 36%. For the week ending March 22nd, Eastern fed cattle and cow exports to the US were 4,551 head, 59% above last year and 61% above the five-year average. YTD Eastern fed cattle and cow exports are up 57% from last year.

Cull cow receipts sold through auction markets this week were 1,478 head, down 628 head from last week and down 269 head from last year. Cows averaged \$160.32/cwt, down \$2.28/cwt from last week but up \$18.41/cwt from last year. Beef cow prices averaged \$171.16/cwt, up \$0.65/cwt from the previous week's trade and \$18.88/cwt above year ago prices. Auction markets reported on April 1st cows sold fully steady. A light run of cows due to adverse weather and looming tariff threats sold on a strong market on April 2nd.

Receipts of 4,086 stocker and feeder cattle sold through Ontario auction markets this week, up 540 head from the previous week and 965 head more than the same week last year. Auction markets reported last week stockers sold on a higher market with excellent demand. This week, feeders sold actively at steady prices and stockers sold firm to higher on an excellent demand. Actual average prices collected this week saw steers from 400-500 lbs trading \$25.96/cwt stronger than last week on average, 500-600 lbs up \$20.02/cwt, 600-700 lbs up \$14.73/cwt, 700-800 lbs up \$10.58/cwt, 800-900 lbs were up \$5.96/cwt, steers 900-1000 lbs up \$2.40/cwt and steers 1000 lbs plus averaged \$0.68/cwt weaker than the previous week's weighted average prices. Heifers from 300-400 lbs were up \$7.64/cwt from last week on average, 400-500 lbs up \$49.97/cwt, 500-600 lbs up \$31.51/cwt, 600-700 lbs up \$21.40/cwt, 700-800 lbs up \$22.82/cwt, 800-900 lbs up \$26.99/cwt and heifers 900 lbs and over averaged \$16.97/cwt stronger than the previous week's weighted average prices. For the week ending March 22nd, Eastern feeder exports to the US were 588 head, 32% lower than last year but 16% above the five-year average. YTD Eastern feeder exports are down 20% from last year.

The Quebec electronic market prices are not available at press time.

Alberta fed trade last week saw both steers and heifers establish a new record high, trading in the \$280's/cwt, weighted average fed prices closed the week \$9-12/cwt stronger. In March, fed steers averaged \$272.64/cwt, down \$2.53/cwt from the previous month with tariff pressure in the first week. Dressed sales were reported from \$455.00-\$460.00/cwt delivered; \$5.00/cwt higher than the previous week. US interest was noted with a premium over local deals, sales to the US were from \$285-292/cwt FOB the feedlot. The Alberta cash-to-futures basis was reported at -\$12.45/cwt, \$9.46/cwt stronger than the previous week. For the week ending March 29th, Western Canadian fed processing was 38,468 head, 15.6% higher than last year. On April 2nd, the US administration announced reciprocal tariffs on numerous countries. Canadian products under CUSMA continue to be exempt from US tariffs including Canadian live cattle and beef exports.

The U.S. cash cattle trade last week saw dressed sales in Iowa and Nebraska from \$332-345/cwt (mostly \$335/cwt), fully steady with the previous week. Live sales in Iowa and Nebraska were at \$213/cwt, fully steady while sales in Texas and Kansas were from \$209-210/cwt, steady to \$1/cwt weaker. On the Fed Cattle Exchange, all lots were passed. Reserve prices in the South were from \$210-212/cwt and were \$212-213/cwt in Iowa. On April 2nd, light trade was reported on the Fed Cattle Exchange. These cattle were in Texas and sold at \$210/cwt, steady to \$1/cwt higher. On April 3rd, live bids of \$208/cwt have been noted these bids are being passed. US stock markets are under pressure following the tariff shock.

USDA released its quarterly hogs report on March 27th and was viewed as slightly bullish as hog supplies were smaller than industry estimates. Total US hog inventories on March 1st totaled 74.5 million head, down slightly from last year. USDA released its prospective planting report on March 31st. Corn acres for the 2025 growing season are estimated at 95.3 million acres, 4.73 million larger than last year. US barley acres are forecasted to be at 2.3 million acres, the third consecutive year that acres have declined. Choice ended the week up 2.3% to \$335.72/cwt, establishing a new annual high. Select closed the week up 3.3%, to \$319.44/cwt and was within 1% of its high set in the second half of January. Trims and grinds were all over the place, with 73% ground up 5.7%, 90% trim barely steady, and 50% trim softening a notable 9.5%.