



WEEKLY MARKET INFORMATION REPORT – FOR THE WEEK ENDING

WEDNESDAY APRIL 16, 2025

The following information is collected from various sources and disseminated by Beef Farmers of Ontario.

ONTARIO DIRECT TO PACKER RAILGRADE CATTLE TRADE

Prices are on a carcass weight basis before grade and weight discounts:

A Grade Steers 480.00
A Grade Heifers 480.00

This week's report is short one day's data due to the Good Friday Holiday resulting in lighter volumes

ONTARIO LIVE CATTLE TRADE

Ontario auction sales this week saw weighted average price ranges for:

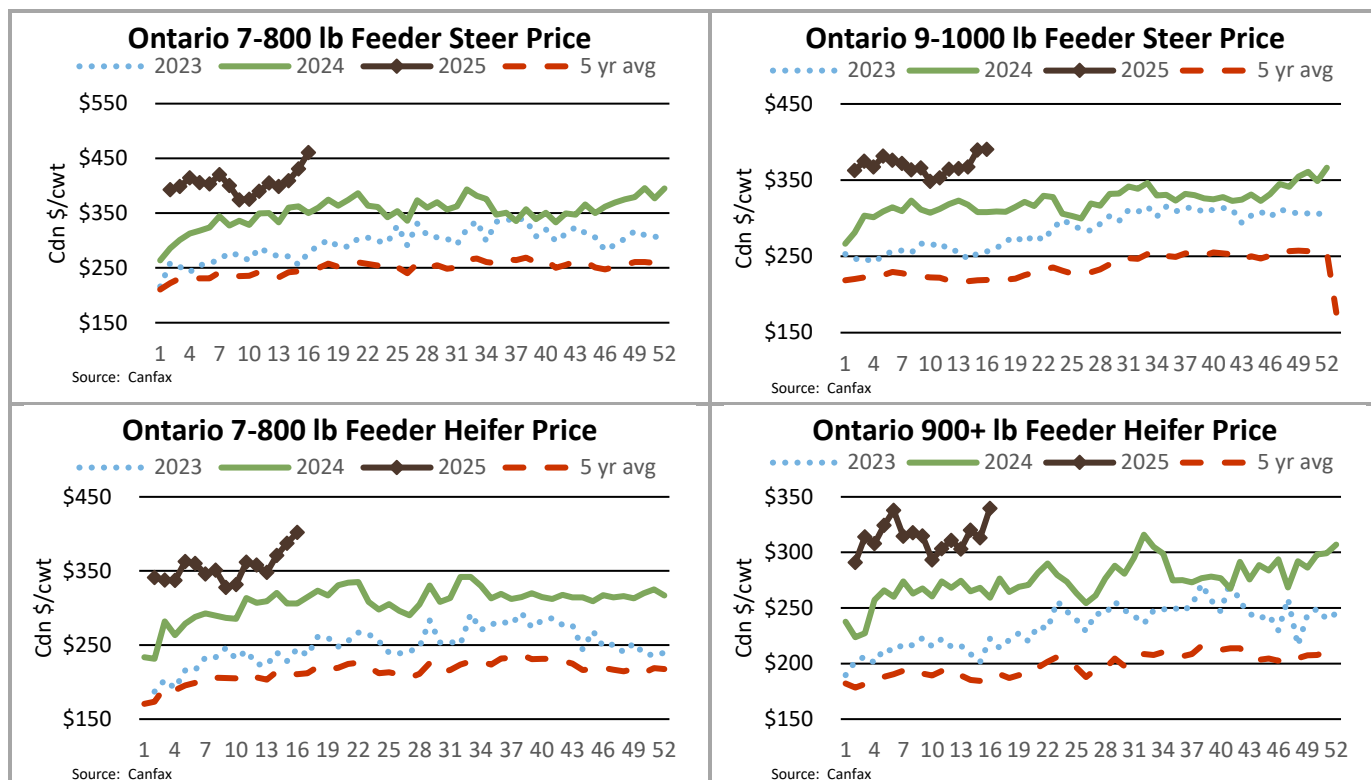
FED CATTLE	Volume	Price Range	Average	Top	Last Week Avg
Large Frame Steers +1250	18	245.14-280.32	263.60	302.50	291.44
Medium Frame Steers +1250	34	263.29-288.14	281.42	300.25	284.28
Large & Medium Frame Steers +1250	52	261.69-291.74	277.83	302.50	289.25
Large Frame Heifers +1000	164	277.73-296.57	288.79	310.50	285.01
Medium Frame Heifers +1000	124	274.86-291.50	282.16	352.50	279.39
Large & Medium Frame Heifers +1000	288	276.41-297.01	286.46	352.50	281.71
Fed steers, Dairy & Dairy Cross +1250	37	230.40-279.09	264.69	289.25	258.17
Fed heifers, Dairy & Dairy Cross +1000	113	187.93-246.33	222.53	286.00	226.90
Cows - All Weights	1527	141.30-203.66	168.73	254.00	167.70
Bulls - All Weights	88	189.63-243.47	213.96	303.00	207.53

STOCKERS - Large and Medium Frame

STEERS	Volume	Price Range	Average	Top	Last Week Avg
1000+	857	354.01-388.21	373.06	391.00	369.43
900-999	463	379.57-401.99	390.19	413.00	389.47
800-899	314	388.78-439.74	419.01	455.00	402.12
700-799	375	429.83-481.40	460.79	500.00	430.60
600-699	185	436.74-514.98	485.39	557.00	458.55
500-599	145	473.82-565.49	524.81	632.50	485.50
400-499	73	489.42-565.92	529.39	627.50	498.08
<399	43	433.49-615.52	551.36	1160.00	547.13

STOCKERS - Large and Medium Frame

HEIFERS	Volume	Price Range	Average	Top	Last Week Avg
+900	327	321.30-366.81	339.50	392.50	313.04
800-899	185	348.71-382.52	368.26	412.50	352.12
700-799	225	375.98-423.40	401.94	443.00	387.33
600-699	283	386.78-480.25	443.47	535.00	395.88
500-599	175	396.40-501.29	466.35	535.00	437.68
400-499	64	406.08-500.35	462.77	595.00	463.33
300-399	28	443.57-565.18	489.97	650.00	469.30
<299	8	462.50-590.62	521.87	645.00	678.84



At Kawartha Lakes Community Sale Barn: **Apr 12, 2025 – 113 cows, 4 bulls, 45 veal, 8 fed cattle, 22 stockers**

	Price Range	Avg.	Top
Cows	154.00-200.00	172.22	245.00
Veal calves 600 lbs & over	212.50-300.00	232.52	300.00
Veal calves 125 lbs & under	900.00-1500.00	1127.91	1600.00

At Denfield Livestock Exchange Inc.: **Apr 15, 2025 – 272 Fed Cattle, 102 Cows, 10 Bulls**

	Price Range	Average	Top
Large & Medium Frame Fed Steers +1250 lbs	273.50-300.25	286.89	302.50
Large & Medium Frame Fed Heifers +1000 lbs	287.75-296.25	292.80	303.00
Fed Steers, Dairy & Dairy Cross +1250 lbs	228.00-289.25	271.31	289.25
Fed Heifers, Dairy & Dairy Cross +1000 lbs	191.00-286.00	255.15	286.00
Cows	135.00-192.00	165.95	220.00
Bulls under 1600 lbs	188.00-283.50	235.00	283.50
Bulls over 1600 lbs	185.00-220.00	209.30	220.00

At Aylmer Stockyards Inc.: **Apr 16, 2025 – 39 Fed cattle, 23 Stockers, 228 Cows, 1 Bulls, 18 Veal**

	Price Range	Average	Top
Fed Heifers, dairy & dairy cross 1000+ lbs	200.99-243.99	232.39	243.99
Cows	146.99-239.99	178.00	239.99
Veal 600 lbs and over	239.99-400.00	289.40	400.00

ONTARIO STOCKER & FEEDER TRADE

Stocker sale at Brussels Livestock: **Apr 11, 2025 – 958 Stockers**

Steers	Price Range	Average	Top	Heifers	Price Range	Average	Top
1000+	333.50-387.00	363.58	389.00				
900-999	378.00-401.50	389.41	409.00	900+	315.00-353.00	336.14	369.50
800-899	365.00-455.00	422.67	455.00	800-899	330.00-373.00	353.48	387.50
700-799	442.50-465.00	453.01	465.00	700-799	325.00-392.50	368.09	415.00
600-699	440.00-538.00	503.12	538.00	600-699	400.00-455.00	434.18	475.00
500-599	480.00-596.00	541.99	632.50	500-599	440.00-535.00	501.64	535.00
400-499	545.00-590.00	557.63	602.50	400-499	440.00-550.00	495.68	595.00
<399	555.00-612.50	591.00	710.00	300-399	470.00-650.00	519.17	650.00

Stocker sale at **Maple Hill Auctions Ltd.:** **Apr 14, 2025 - 486 Stockers**

Steers	Price Range	Average	Top	Heifers	Price Range	Average	Top
1000+	371.00-388.75	380.12	388.75				
900-999	391.00-413.00	401.15	413.00				
800-899	414.00-446.00	431.01	446.00	800-899	389.00-389.00	389.00	389.00
700-799	431.00-474.00	451.49	474.00	700-799	380.00-413.00	396.44	413.00

Stocker sale at **Hoard's Station Sale Barn:** **Apr 15, 2025: 137 Stockers**

Steers	Price Range	Average	Top	Heifers	Price Range	Average	Top
800-899	180.00-379.99	296.39	379.99				
700-799	275.00-420.00	359.29	420.00				
600-699	320.00-477.50	405.79	477.50				
500-599	429.99-522.49	467.49	522.49	500-599	339.99-479.99	434.40	479.99
400-499	425.00-559.99	506.79	559.99	400-499	405.99-462.50	437.99	462.50

Stocker sale at **Keady Livestock Market:** **Apr 15, 2025: 704 Stockers**

Steers	Price Range	Average	Top	Heifers	Price Range	Average	Top
900-999	383.00-397.00	391.43	397.00	900+	310.00-365.00	341.24	365.00
800-899	397.00-445.00	423.86	445.00	800-899	349.00-383.00	366.50	383.00
700-799	448.00-500.00	478.49	500.00	700-799	389.00-428.00	405.46	443.00
600-699	431.00-537.50	503.47	541.00	600-699	390.00-502.50	447.01	502.50
500-599	530.00-595.00	570.67	595.00	500-599	412.50-485.00	455.64	485.00
				400-499	427.50-492.50	456.25	495.00

Stocker sale at **Renfrew Pontiac Livestock:** **Apr 15, 2025: 206 Stockers**

Steers	Price Range	Average	Top	Heifers	Price Range	Average	Top
700-799	387.50-454.99	437.19	454.99	700-799	270.00-440.00	390.70	440.00
600-699	407.50-495.00	458.10	495.00	600-699	300.00-483.99	444.39	483.99
				500-599	370.00-523.89	480.70	523.89
400-499	465.00-600.00	553.09	600.00	400-499	360.00-522.49	474.89	522.49

Stocker sale at **Ontario Livestock Exchange:** **Apr 16, 2025 - 788 Stockers**

Steers	Price Range	Average	Top	Heifers	Price Range	Average	Top
1000+	362.00-391.00	378.22	391.00				
900-999	380.00-401.00	388.53	401.00	900+	345.00-392.50	356.31	392.50
800-899	410.00-425.00	417.75	425.00	800-899	377.50-412.50	401.43	412.50

ONTARIO STOCKER & FEEDER TRADE SPECIAL SPRING SALES

Stocker sale at **Ontario Stockyards Inc:** **Apr 15, 2025 - 344 Stockers**

Steers	Price Range	Average	Top	Heifers	Price Range	Average	Top
900-999	371.00-397.50	382.90	397.50				
800-899	400.00-431.00	426.28	431.00	800-899	352.50-379.00	369.04	379.00
700-799	450.00-494.00	484.64	495.00	700-799	394.00-436.00	419.78	436.00
600-699	500.00-525.00	513.36	557.00	600-699	440.00-500.00	464.89	535.00
500-599	495.00-572.50	552.81	600.00	500-599	450.00-467.00	457.75	497.50

A light run of stockers sold on a sharply stronger market with excellent buyer demand.

WEEKLY LIVE CATTLE EXPORTS - ONTARIO (USDA)

	Week ending Apr 5, 2025	Week ending Mar 29, 2025	Year to Date
Total live slaughter cattle exported through Ontario ports to the U.S.	4,735	2,502	59,811
Steers & Heifers & Cows	4,677	2,471	58,907
Bulls	58	31	904

LIVE CATTLE – CANADA (AAFC/USDA)

IMPORTS

Import % change
from 2024 YTD

EXPORTS

Export %
change from
2024 YTD

Jan 1- Feb 28/2025

Pure bred	264	-50%
Non-pure bred	61376	42%

Jan 1- Mar 29/25

Processing steers, heifers & cows	185,991	21%
Feeder cattle & calves	63,054	87%
Bulls	4,648	-2%

FEDERALLY INSPECTED PROCESSING - Canfax/CBGA

	Week Ending Apr 12, 2025	# of hd change from week ago	YTD	% Change (Week Ago)	% Change (Year Ago)
ONTARIO	9,814	-412	152,076	-4%	-0.7%
CANADA	55,390	3,018	831,210	6%	-7.4%
Western Processing	44,241	3,606	655,573	9%	-9.0%
Eastern Processing	11,149	-588	175,637	-5%	-1.0%

AVERAGE CARCASS WEIGHTS – Canfax/CBGA

CANADA

ONTARIO

Week ending	Steers	Heifers	Steers	Heifers
12-Apr-25	930	880	991	864
05-Apr-25	949	884	993	861
13-Apr-24	955	862	992	856

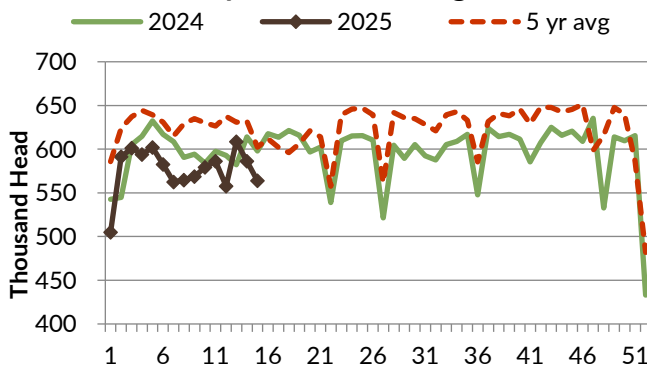
DOMESTIC BEEF PRODUCTION – CANADA (million pounds) (Canfax/CBGA)

	April 12, 2025	Wk ago chg	YTD	YTD chg
Fed	43.1	6.5%	637.3	-8.6%
Non-Fed	6.5	-7.9%	109.9	-5.0%
Total	49.6	4.4%	747.2	-8.1%

USDA ESTIMATED CATTLE PROCESSING VOLUME

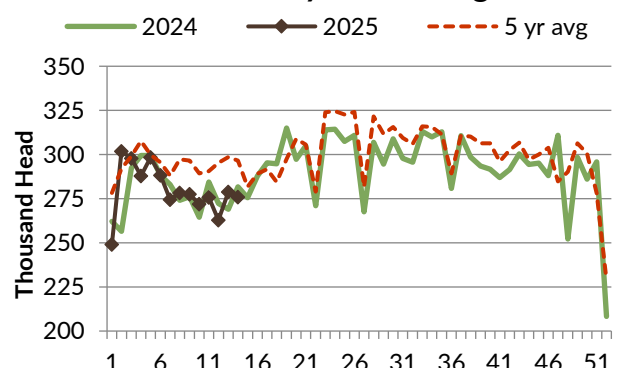
	Week Ending Apr 19, 2025	Previous Week	Year Ago
Grand Total	N/A	N/A	N/A

Weekly US Cattle Slaughter



Source: USDA

US Weekly Steer Slaughter



Source: USDA

QUEBEC ELECTRONIC AUCTION MARKET (F.O.B. THE FEEDLOT)

For the week ending April 18, 2025

Price
484.25

Change from Last Week
-7.50

ALBERTA DIRECT TRADE

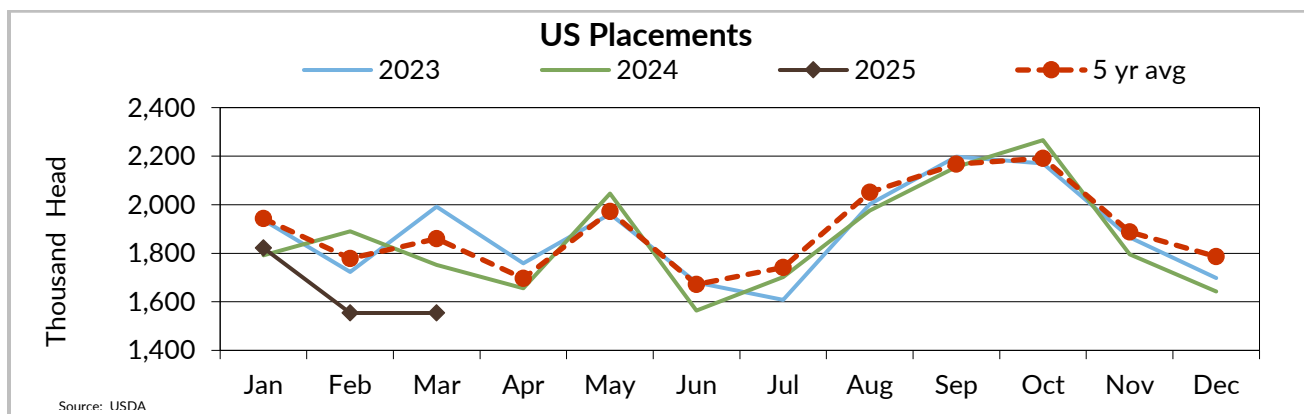
Alberta's direct trade: for the week ending April 18, 2025

Steers	Live- FOB	N/A	Rail- FOB	472.00-473.50
Heifers	Live- FOB	N/A	Rail- FOB	472.00-473.50

U.S. TRADE (U.S. funds)

The U.S. cash cattle trade: for the week ending April 18, 2025

Choice and Select Steers and Heifers:	Live	208.00
	Rail	328.00



U.S. BOXED BEEF CUT-OUT VALUES (U.S. funds)

	Choice 600-900	Select 600-900
Current Five-Day Average	334.62	314.88

CANADIAN BEEF EXPORTS Jan 1 - Feb 28/2025 (AAFC)

	Tonnes	% chg	vol chg		Tonnes	% chg	vol chg
United States	59,063	-10%	-6,404	Mexico	6,069	-5%	-299
Japan	7,564	-12%	-989	South Korea	3,190	15%	410
Vietnam	1,232	-32%	-583	Total	79,963	-9%	-8,062

BEEF IMPORTS - CANADA (AAFC)

	Jan 1 - Apr 5, 2025	Last Year Same Time	% Change
United States	26,083	23,559	11%
Australia	8,542	4,818	77%
New Zealand	8,408	6,780	24%
Uruguay	2,438	6,940	-65%
Mexico	2,425	2,449	-1%
Non-CUSMA	27,479	21,758	26%
EU-27 (beef/veal total)	3,037	4,032	-25%
Total	78,412	70,336	11%

CHICAGO MERCANTILE EXCHANGE

Closing quotes on futures **today** were as follows:

Live Cattle			Feeder Cattle			Corn		
Apr	209.83	+2.75	Apr	293.35	+3.40	May	4.822	-2.0
Jun	204.08	+2.00	May	286.85	+2.45	Jul	4.902	-1.4
Aug	200.13	+1.18	Aug	290.88	+1.43	Sep	4.584	-0.4
Oct	198.33	+0.75	Sep	289.58	+0.95	Dec	4.660	-0.6
Dec	198.83	+0.48	Oct	287.43	+0.65	Mar	4.782	-0.4
Feb	199.60	+0.20	Nov	284.58	+0.43	May	4.852	-0.6
Soybeans			Soft Red Winter Wheat			Canadian \$		
	US \$/bu			US \$/bu				
May	10.364	-2.2	May	5.486	+1.0	Spot	72.28	+0.23
Jul	10.476	-2.4	Jul	5.622	+1.2	Jun	72.46	+0.18
Aug	10.446	-2.0	Sep	5.764	+1.4	Sep	72.78	+0.19
Sep	10.284	-2.2	Dec	5.980	+2.0	Dec	73.07	+0.20
Nov	10.324	-1.6	Mar	6.162	+2.2	Mar	73.32	+0.20
Jan	10.446	-0.6	May	6.264	+2.4	Jun	73.52	+0.20

Beef Farmers of Ontario | Phone: 519.824.0334 | Fax: 519.824.9101 | Email: markets@ontariobeef.com

ONTARIO STOCKER AND BRED COW SPRING SALES

Apr 23	10:00 am	Kawartha Lakes Community Sale Barn	KLC Special Spring Stocker Sale
Apr 25	10:00 am	Keady Livestock Market	Northern Select Stocker Sale
Apr 26	11:00 am	Denfield Livestock Exchange	Bred Cow & Cow Calf Pair Sale
Apr 26	8:00 am	Rainy River Cattlemen's Sale	Special Spring Stocker Sale/Cows/Bulls Via DLMS
Apr 30	12:00 pm	Aylmer Stockyards Inc	Special Spring Stocker Sale
Apr 30	1:00 pm	Vankleek Hill Livestock Exchange	Special Spring Stocker Sale

Comments for the week ending April 16, 2025

Fed steers and heifers sold through auction markets this week at 340 head, were down 115 head from the previous week and 230 head lower than the same time last year. Fed steers averaged \$277.83/cwt, down \$11.42/cwt from last week but \$37.92/cwt above last year. Fed heifers averaged \$286.46/cwt, up \$4.75/cwt from last week and \$48.51/cwt higher than last year. Auction markets reported this week fed steers and heifers sold on a strong active trade at steady prices.

In Ontario, dressed sales were reported at \$480/cwt delivered, \$5/cwt lower than the previous week. For the week ending April 12th, Eastern Canadian processing was 7.3% below a year ago and 6.9% below the five-year average. YTD processing is down 1%, with steers down 1% and heifers up 2%, cows down 3% and bulls down 41%. For the week ending April 5th, Eastern fed cattle and cow exports to the US were 4,954 head, 45% above last year and 96% above the five-year average. YTD Eastern fed cattle and cow exports are up 58% from last year.

Cull cow receipts sold through auction markets this week were 1,527 head, down 134 head from last week and down 634 head from last year. Cows averaged \$168.73/cwt, up \$1.03/cwt from last week and up \$22.84/cwt from last year. Beef cow prices averaged \$174.31/cwt, up \$1.46/cwt from the previous week's trade and \$20.65/cwt above year ago prices. Auction markets reported this week that cull cows sold fully steady to slightly stronger. On April 15th, cull cows sold \$5.00-\$7.00 higher at Keady Livestock Market. On Wednesday April 16th, cows sold full steady to \$2.00 stronger.

Receipts of 3,750 stocker and feeder cattle sold through Ontario auction markets this week, up 941 head from the previous week but 2,263 head less than the same week last year. Auction markets reported last week stockers sold actively on a sharply stronger market. This week, a good offering of grass type feeder cattle sold actively with strong buyer representation. A light run of stockers sold on a sharply stronger market with excellent buyer demand. Actual average prices collected this week saw steers from 400-500 lbs trading \$31.31/cwt stronger than last week on average, 500-600 lbs up \$39.31/cwt, 600-700 lbs up \$26.84/cwt, 700-800 lbs up \$30.19/cwt, 800-900 lbs were up \$16.89/cwt, steers 900-1000 lbs up \$0.72/cwt and steers 1000 lbs plus averaged \$3.63/cwt stronger than the previous week's weighted average prices. Heifers from 300-400 lbs were up \$20.67/cwt from last week on average, 400-500 lbs down \$0.56/cwt, 500-600 lbs up \$28.67/cwt, 600-700 lbs up \$47.59/cwt, 700-800 lbs up \$14.61/cwt, 800-900 lbs up \$16.14/cwt and heifers 900 lbs and over averaged \$26.46/cwt stronger than the previous week's weighted average prices. For the week ending April 5th, Eastern feeder exports to the US were 1,017 head, 9% higher than last year and 110% above the five-year average. YTD Eastern feeder exports are down 17% from last year.

The Quebec electronic market this week sold at \$484.25/cwt dressed on a picked-up basis, which is down \$7.50/cwt from the previous week's trade on average.

Alberta fed trade last week saw dressed sales were reported at \$475.00/cwt delivered, \$5.00/cwt stronger than the previous week. The Alberta cash-to-futures basis was reported at -\$0.97/cwt, the strongest basis reported for the year and right in line with the five-year average. Since the start of the year, fed cattle have rallied \$26/cwt and remain fundamentally strong. The nearby live cattle futures contract since reaching annual highs on April 2nd, has declined \$7.90/cwt, largely due to uncertainty surrounding US tariffs. Asking prices have been reported in the low to mid \$480's/cwt delivered. Butcher cow prices are looking sharply higher through commercial auction facilities, this should lend some support to the fed market. For the week ending April 12th, Western Canadian fed processing was 37,980 head, 4.4% higher than last year.

The U.S. cash cattle trade last week saw dressed sales in Iowa and Nebraska range from \$327-330/cwt, \$5-8/cwt lower than the previous week. Live sales in the North were at \$208/cwt, \$2-5/cwt weaker. Sales in Texas and Kansas were at \$204/cwt, \$4/cwt softer. On the Fed Cattle Exchange, sales in Texas and Kansas were at \$204/cwt live with grid sales at \$206/cwt. Choice cutouts softened 1.2% from the previous week to \$334.29/cwt, with Select cutouts easing 0.9% lower to \$314.96/cwt. Looking at trims and grinds, 73% ground was up 0.9% from the previous week, lean 90% trim was barely steady and 50% fatty trim moved 5.3% lower. This week, very light trade was reported in Nebraska with sales at \$208/cwt live, fully steady. On Wednesday April 16th, all the cattle offered on the Fed Cattle Exchange passed. Live cattle contracts are rallying possibly pricing in higher cash prices for this week. It is interesting to point out that the August live cattle contract is trading at a slight premium over December.

According to the April World Agricultural Supply and Demand Estimates report, beef production for 2025 was revised up 15 million pounds from last month. Beef production was projected to be 1.1% smaller than last year, steady with last month's estimate. According to USDA, the All-fresh beef price for the month of March was reported at \$8.42/lb, a new record high. Prices were 7% higher than last year. In March, the US annual inflation rate was 2.4%, below estimates of 2.6%. US retail egg prices in March were up 5.6% from February to US\$6.22/dozen while wholesale prices declined 38%. For the week ending April 13th, US corn planting is 4% complete, slightly behind last year and the five-year average. President Trump has reduced tariff levies against most countries to 10%, though the trade war with China continued to escalate.