



WEEKLY MARKET INFORMATION REPORT – FOR THE WEEK ENDING THURSDAY JULY 10, 2025

The following information is collected from various sources and disseminated by Beef Farmers of Ontario.

ONTARIO DIRECT TO PACKER RAILGRADE CATTLE TRADE

Prices are on a carcass weight basis before grade and weight discounts:

A Grade Steers **520.00**
A Grade Heifers **519.00**

ONTARIO LIVE CATTLE TRADE

Ontario auction sales this week saw weighted average price ranges for:

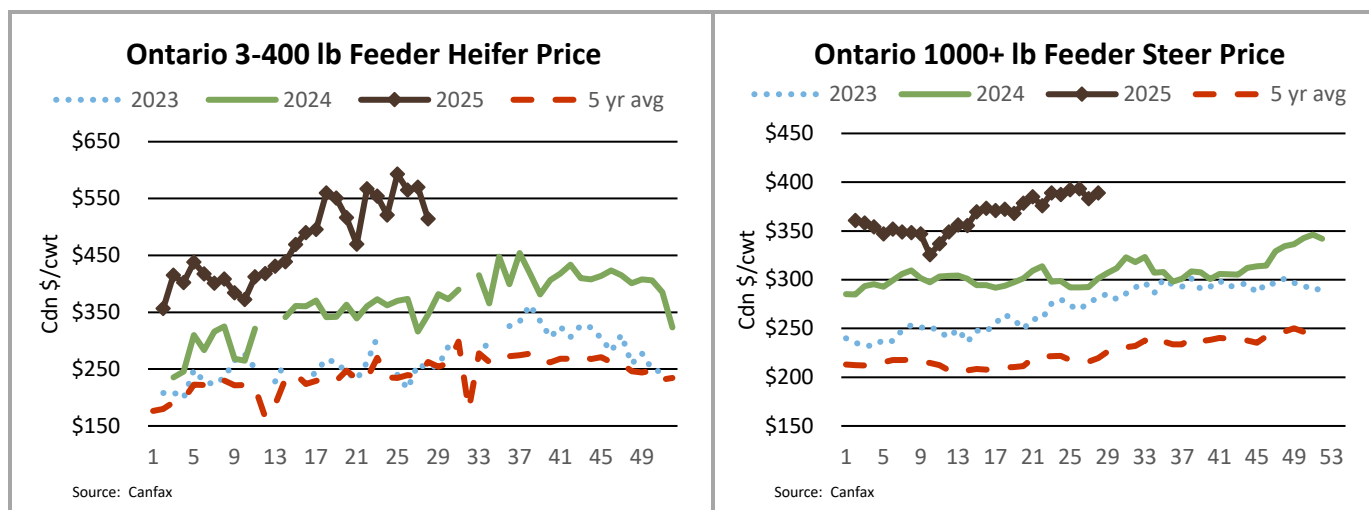
FED CATTLE	Volume	Price Range	Average	Top	Last Week Avg
Large Frame Steers +1250	88	289.08-324.72	311.17	349.00	304.79
Medium Frame Steers +1250	124	304.53-322.06	314.60	339.00	308.59
Large & Medium Frame Steers +1250	205	301.79-325.83	314.50	349.00	310.49
Large Frame Heifers +1000	107	311.36-327.88	321.41	336.00	311.14
Medium Frame Heifers +1000	168	294.73-323.32	310.21	339.00	308.02
Large & Medium Frame Heifers +1000	275	300.36-325.75	315.21	339.00	310.18
Fed steers, Dairy & Dairy Cross +1250	62	259.60-296.50	281.57	324.00	282.04
Fed heifers, Dairy & Dairy Cross +1000	152	206.64-287.70	247.34	322.00	256.19
Cows - All Weights	1471	155.40-232.87	191.91	295.00	188.30
Bulls - All Weights	93	220.73-259.54	240.05	367.96	232.22

STOCKERS - Large and Medium Frame

STEERS	Volume	Price Range	Average	Top	Last Week Avg
1000+	765	375.54-405.84	388.75	417.00	382.99
900-999	361	417.54-449.64	433.25	685.00	415.13
800-899	255	420.27-478.08	451.97	515.00	439.25
700-799	136	438.50-522.27	480.84	560.00	479.23
600-699	165	437.42-588.17	524.55	665.00	499.72
500-599	155	538.35-650.29	593.77	695.00	553.62
400-499	87	520.03-668.91	592.95	710.00	590.00
<399	59	482.71-844.07	637.34	1725.00	687.42

STOCKERS - Large and Medium Frame

HEIFERS	Volume	Price Range	Average	Top	Last Week Avg
+900	448	344.54-392.09	364.95	415.00	359.11
800-899	158	382.68-431.63	415.06	470.00	381.74
700-799	108	386.02-466.92	429.21	500.00	410.85
600-699	178	413.34-516.72	478.43	580.00	445.99
500-599	132	473.69-588.01	540.40	700.00	503.12
400-499	69	501.77-595.91	554.67	705.00	549.97
300-399	22	430.23-618.64	514.37	770.00	569.69
<299	10	560.00-660.00	605.30	825.00	N/A



At Kawartha Lakes Community Sale Barn: **July 5, 2025– 122 cows, 7 bulls, 67 veal, 2 fed cattle, 28 stockers**

	Price Range	Avg.	Top
Cows	161.00-245.00	189.45	265.00
Bulls under 1600 lbs	200.00-270.00	241.06	270.00
Bulls over 1600 lbs	220.00-252.50	232.15	252.50
Veal calves 125 lbs & under	700.00-1475.00	969.94	1550.00

At Denfield Livestock Exchange Inc.: **July 8, 2025 – 248 Fed Cattle, 3 Stockers, 59 Cows, 6 Bulls, 6 Veals**

	Price Range	Average	Top
Large & Medium Frame Fed Steers +1250 lbs	316.00-329.50	324.51	349.00
Large & Medium Frame Fed Heifers +1000 lbs	317.00-330.00	324.81	339.00
Fed Steers, Dairy & Dairy Cross +1250 lbs	275.00-324.00	310.04	324.00
Fed Heifers, Dairy & Dairy Cross +1000 lbs	254.00-321.25	302.92	321.50
Cows	150.00-248.00	205.46	260.00
Bulls under 1600 lbs	239.00-287.00	268.33	287.00
Bulls over 1600 lbs	235.00-269.00	247.00	269.00

At Aylmer Stockyards Inc.: **July 9, 2025 – 93 Fed cattle, 69 Stockers, 139 Cows, 10 Bulls, 44 Veal**

	Price Range	Average	Top
Large & Medium Frame Fed Steers +1250 lbs	260.99-339.99	290.49	339.99
Large & Medium Frame Fed Heifers +1000 lbs	270.99-320.00	298.60	320.00
Fed Heifers, dairy & dairy cross 1000+ lbs	185.00-322.00	243.50	322.00
Cows	140.99-260.99	206.89	260.99
Veal 600 lbs and over	245.00-392.49	307.29	392.49

ONTARIO STOCKER & FEEDER TRADE

Stocker sale at Brussels Livestock: **July 4, 2025 – 994 Stockers**

Steers	Price Range	Average	Top	Heifers	Price Range	Average	Top
1000+	360.00-395.00	376.28	407.00				
900-999	407.00-437.00	424.55	437.00	900+	356.50-400.50	375.86	407.50
800-899	441.50-475.00	456.39	475.00	800-899	391.00-445.00	429.02	445.00
700-799	437.00-505.00	463.85	505.00	700-799	417.50-477.00	447.26	477.00
600-699	325.00-565.00	475.26	565.00	600-699	435.00-540.00	514.44	540.00
500-599	490.00-620.00	566.64	620.00	500-599	367.50-510.00	426.82	510.00
400-499	585.00-650.00	594.29	710.00				

Stocker sale at **Hoard's Station Sale Barn: July 8, 2025: 89 Stockers**

Steers	Price Range	Average	Top	Heifers	Price Range	Average	Top
800-899	200.00-370.00	317.30	370.00				
700-799	300.00-442.49	394.49	442.49				
600-699	400.00-470.00	424.60	470.00	600-699	329.99-455.99	427.09	455.99
500-599	557.50-612.50	582.30	612.50	500-599	314.99-515.00	461.30	515.00
400-499	437.00-665.00	535.50	665.00				

Stocker sale at **Keady Livestock Market: July 8, 2025: 560 Stockers**

Steers	Price Range	Average	Top	Heifers	Price Range	Average	Top
1000+	394.00-400.00	397.76	410.00				
900-999	440.00-468.00	452.90	468.00	900+	400.00-415.00	405.00	415.00
800-899	445.00-515.00	479.44	515.00	800-899	410.00-442.50	432.23	470.00
700-799	502.50-560.00	527.56	560.00	700-799	480.00-500.00	493.85	500.00
600-699	550.00-665.00	622.00	665.00	600-699	470.00-495.00	479.67	495.00
500-599	570.00-685.00	645.23	685.00	500-599	480.00-625.00	549.64	700.00
				400-499	510.00-575.00	546.94	575.00
<399	410.00-770.00	590.00	770.00				

Stocker sale at **Ontario Livestock Exchange: July 9, 2025 – 622 Stockers**

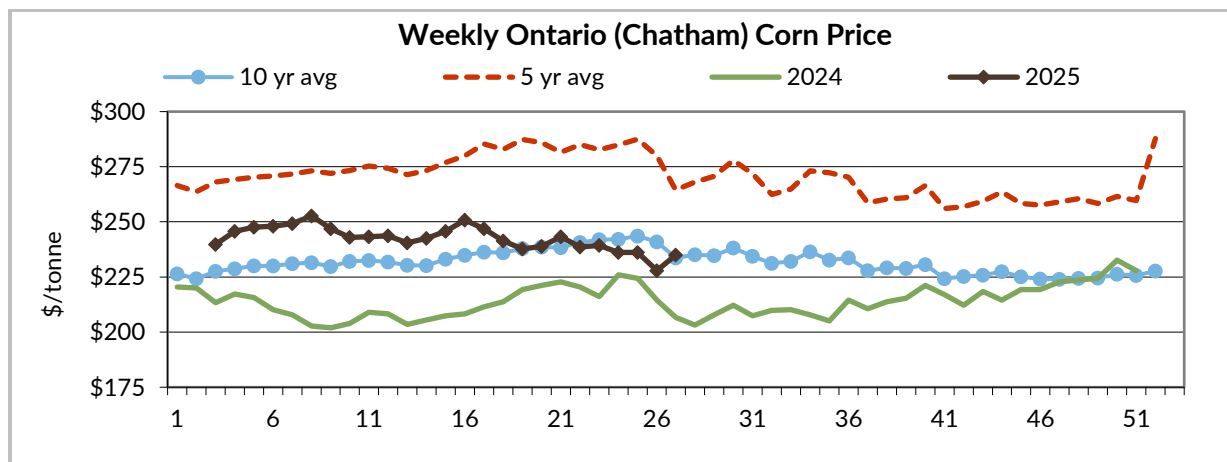
Steers	Price Range	Average	Top	Heifers	Price Range	Average	Top
1000+	388.00-417.00	399.74	417.00				
900-999	406.00-442.00	418.53	442.00	900+	356.00-393.00	369.22	393.00

Stocker sale at **Ontario Livestock Exchange: July 10, 2025 – 395 Stockers**

Steers	Price Range	Average	Top	Heifers	Price Range	Average	Top
1000+	325.00-400.00	357.50	400.00				
900-999	315.00-430.00	376.67	685.00	900+	300.00-385.00	338.31	405.00
800-899	305.00-430.00	384.29	470.00	800-899	340.00-370.00	348.89	387.50
700-799	400.00-520.00	458.30	520.00	700-799	365.00-460.00	406.92	485.00
600-699	370.00-595.00	508.10	625.00	600-699	385.00-535.00	481.02	580.00
500-599	560.00-695.00	607.12	695.00	500-599	490.00-570.00	547.91	570.00
400-499	450.00-695.00	565.91	695.00	400-499	520.00-640.00	613.00	640.00
<399	380.00-840.00	655.81	1010.00				

Stocker sale at **Ontario Stockyards Inc: July 10, 2025 – 264 Stockers**

Steers	Price Range	Average	Top	Heifers	Price Range	Average	Top
				900+	277.50-327.00	303.71	327.00
800-899	399.00-493.00	463.79	493.00				
700-799	420.00-525.50	480.58	532.00	700-799	360.00-477.50	447.63	477.50
600-699	460.00-602.50	529.92	602.50	600-699	465.00-557.50	513.38	557.50
500-599	520.00-645.00	582.67	678.00	500-599	545.00-630.00	602.30	630.00
400-499	657.50-700.00	679.53	700.00	400-499	600.00-705.00	648.18	705.00



WEEKLY LIVE CATTLE EXPORTS - ONTARIO (USDA)

	Week ending Jun 28, 2025	Week ending Jun 21, 2025	Year to Date
Total live slaughter cattle exported through Ontario ports to the U.S.	3,417	2,502	95,127
Steers & Heifers & Cows	3,371	2,471	92,649
Bulls	46	31	2,478

LIVE CATTLE - CANADA (AAFC/USDA)

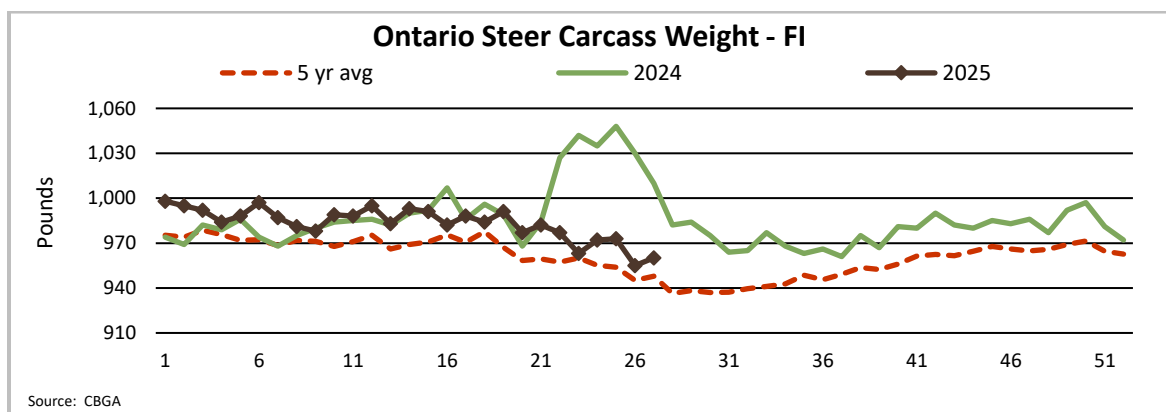
IMPORTS	Import % change from 2024 YTD	EXPORTS	Export % change from 2024 YTD
Jan 1- May 31/2025		Jan 1- Jun 21/25	
Pure bred	881 -55%	Processing steers, heifers & cows	268,818 -2%
Non-pure bred	157,022 31%	Feeder cattle & calves	82,826 -1%
		Bulls	10,372 -14%

FEDERALLY INSPECTED PROCESSING - Canfax/CBGA

	Week Ending July 5, 2025	# of hd change from week ago	YTD	% Change (Week Ago)	% Change (Year Ago)
ONTARIO	8,403	-1,499	267,858	-15%	17.5%
CANADA	52,498	-5,806	1,456,493	-10%	-5%
Western Processing	42,924	-4,017	1,147,894	-9%	-9%
Eastern Processing	9,574	-1,789	308,599	-16%	14%

AVERAGE CARCASS WEIGHTS - Canfax/CBGA

	CANADA		ONTARIO	
Week ending	Steers	Heifers	Steers	Heifers
5-Jul-25	891	843	960	862
28-Jun-25	878	848	955	860
6-Jul-24	887	812	1,010	928



DOMESTIC BEEF PRODUCTION - CANADA (million pounds) (Canfax/CBGA)

	July 5, 2025	Wk ago chg	YTD	YTD chg
Fed	40.4	-9%	1,122.0	-4%
Non-Fed	5.4	-2%	173.1	-4%
Total	45.8	-9%	1,295.1	-4%

USDA ESTIMATED CATTLE PROCESSING VOLUME

	Week Ending July 12, 2025	Previous Week	Year Ago
Grand Total	568,000	474,000	605,000

QUEBEC ELECTRONIC AUCTION MARKET (F.O.B. THE FEEDLOT)

	Price	Change from Last Week
For the week ending July 10, 2025	522.25-526.00	3.38

ALBERTA DIRECT TRADE

Alberta's direct trade: for the week ending July 10, 2025

Steers	Live- FOB	N/A	Rail- FOB	492.50-498.50
Heifers	Live- FOB	N/A	Rail- FOB	492.00-498.50

U.S. TRADE (U.S. funds)

The U.S. cash cattle trade: for the week ending July 10, 2025

Choice and Select Steers and Heifers:	Live	225.00-241.00
	Rail	370.00-380.00

U.S. BOXED BEEF CUT-OUT VALUES (U.S. funds)

	Choice 600-900	Select 600-900
Current Five-Day Average	388.98	375.71

CANADIAN BEEF EXPORTS Jan 1 – May 31/2025 (AAFC)

	Tonnes	% chg	vol chg		Tonnes	% chg	vol chg
United States	144,351	-10%	-15,934	Mexico	14,114	1%	155
Japan	18,288	-20%	-4,488	South Korea	6,622	4%	253
Vietnam	4,523	-5%	-217	Total	195,073	-10%	-21,479

BEEF IMPORTS – CANADA (AAFC)

	Jan 1 – Jun 28, 2025	Last Year Same Time	% Change
United States	48,590	50,970	-5%
Australia	18,908	14,061	34%
New Zealand	18,715	10,444	79%
Uruguay	4,560	7,617	-40%
Mexico	5,922	5,257	13%
Non-CUSMA	57,241	37,145	54%
EU-27 (beef/veal total)	5,961	6,891	-13%
Total	159,897	132,385	21%

CHICAGO MERCANTILE EXCHANGE

Closing quotes on futures **today** were as follows:

Live Cattle			Feeder Cattle			Corn		
Aug	222.20	+2.98	Aug	325.33	+4.05	Jul	4.030	-4.2
Oct	219.70	+2.63	Sep	325.40	+4.18	Sep	3.960	-3.2
Dec	219.58	+2.33	Oct	323.20	+4.08	Dec	4.122	-4.2
Feb	219.60	+2.40	Nov	319.93	+3.85	Mar	4.290	-4.6
Apr	219.33	+2.45	Jan	312.23	+3.45	May	4.396	-4.6
Jun	211.88	+2.25	Mar	306.98	+3.15	Jul	4.470	-4.2
Soybeans			Soft Red Winter Wheat			Canadian \$		
	US \$/bu			US \$/bu				
Jul	10.040	-8.4	Jul	5.406	-9.4	Spot	73.12	+0.01
Aug	10.042	-8.2	Sep	5.450	-9.4	Sep	73.36	-0.04
Sep	9.950	-7.2	Dec	5.654	-9.4	Dec	73.67	-0.04
Nov	10.072	-6.4	Mar	5.836	-9.4	Mar	73.96	-0.04
Jan	10.240	-6.4	May	5.940	-9.6	Jun	74.19	-0.05
Mar	10.380	-5.6	Jul	6.014	-10.4	Sep	74.36	-0.07

Beef Farmers of Ontario | Phone: 519.824.0334 | Fax: 519.824.9101 | Email: markets@ontariobeef.com

Comments for the week ending July 10, 2025

Fed steers and heifers sold through auction markets this week at 487 head, were up 3 head from the previous week but 106 head smaller than the same time last year. Fed steers averaged \$314.50/cwt, up \$4.01/cwt from the previous week's trade and \$75.14/cwt above year ago prices. Fed heifers averaged \$315.21/cwt, up \$5.03/cwt from last week and \$76.77/cwt higher than last year. This week, auction markets reported fed steers and heifers sold actively at prices \$3.00-\$5.00/cwt higher.

In Ontario, dressed sales have been reported at \$520/cwt delivered, steady with the previous week. For the week ending July 5th, Eastern Canadian processing was 184.6% above a year ago but 0.9% below the five-year average. Year-over-year comparisons were impacted by the 2024 labour strike in Guelph. YTD processing is up 14% from a year ago, with steers up 14% and heifers up 22%, cows up 6% and bulls down 37%. For the week ending June 28th, Eastern fed cattle and cow exports to the U.S. were 3,463 head, 32% below last year but 46% above the five-year average. YTD Eastern fed cattle and cow exports are up 13% from last year.

Cull cow receipts sold through auction markets this week were 1,471 head, up 251 head from last week but down 317 head from last year. Cows averaged \$191.91/cwt, up \$3.61/cwt from last week and up \$38.29/cwt from last year. Beef cow prices averaged \$208.54/cwt, down \$10.78/cwt from the previous week's trade but \$45.14/cwt above year ago prices. Auction markets reported last week cows sold actively at steady prices. This week, all classes of cows and bulls sold fully steady to stronger. A good offering of cows and bulls sold \$2.00-\$5.00 higher.

Receipts of 3,108 stocker and feeder cattle sold through Ontario auction markets this week, up 806 head from the previous week and 1,473 head more than the same week last year. In the feeder market, steer prices were up \$15.16/cwt on average compared to last week with heifers up \$10.95/cwt. Auction markets reported this week at Keady Livestock Market lighter feeder cattle sold \$5.00-\$10.00/cwt higher, heavier feeders sold on a good demand with slightly higher prices. Stockers sold steady to stronger with good heifers bringing premiums. Actual average prices collected this week saw steers from 400-500 lbs trading \$2.95/cwt higher than last week on average, 500-600 lbs up \$40.15/cwt, 600-700 lbs up \$24.83/cwt, 700-800 lbs up

\$1.61/cwt, 800-900 lbs were up \$12.72/cwt, steers 900-1000 lbs up \$18.12/cwt and steers 1000 lbs plus averaged \$5.76/cwt stronger than the previous week's weighted average prices. Heifers from 300-400 lbs were down \$55.32/cwt from last week on average, 400-500 lbs up \$4.70/cwt, 500-600 lbs up \$37.28/cwt, 600-700 lbs up \$32.44/cwt, 700-800 lbs up \$18.36/cwt, 800-900 lbs up \$33.32/cwt and heifers 900 lbs and over averaged \$5.84/cwt stronger than the previous week's weighted average prices. For the week ending June 28th, Eastern feeder exports to the U.S. were 846 head, 13% lower than last year and 65% above the five-year average. YTD Eastern feeder exports are down 15% from last year.

The Quebec electronic market this week sold at \$522.25-526.00/cwt dressed on a picked-up basis, which is up \$3.38/cwt from the previous week's trade.

Alberta fed trade last week saw dressed sales reported at \$496-500/cwt delivered, \$2/cwt lower than the previous week. The Alberta cash-to-futures basis adjusted sharply with the move to the August contract, to +\$10.24/cwt, this is \$7.12/cwt stronger than the five-year average and the strongest for the same week since 2018. In June, fed prices averaged \$299.44/cwt, up \$1.78/cwt from May. For the week ending July 5th, Western Canadian fed processing was 37,909 head, 3.3% lower than last year. On July 9th, light trade developed with dressed sales ranging from \$495-500/cwt delivered, steady to \$1/cwt lower than last week.

The U.S. cash cattle trade last week saw dressed sales in Nebraska ranged from \$368-370/cwt with live sales from \$232-233/cwt. Sales in Texas and Kansas were mostly at \$222-224/cwt, though there was some Thursday trade up to \$225/cwt. On the Fed Cattle Exchange, one lot of cash cattle traded in Kansas at \$225/cwt and one lot traded in Iowa via Bid the Grid at \$228/cwt. Choice cutouts ended the week around \$5/cwt softer than last week, with Select down just over \$1/cwt; 90% trim moved \$7/cwt higher and 73% ground eased \$26/cwt.

In the U.S., across the 48 continental states, 43% of pasture is rated good to excellent, steady with last week but down from 48% a year ago. Pasture conditions rated good or excellent in the top five beef cow states vary significantly: Texas (50%), Oklahoma (71%), Missouri (88%), Nebraska (32%), and South Dakota (42%). On July 7th, the U.S. government announced a 25% blanket tariff on goods imported from fourteen different countries that would come into effect on August 1st. Japan and South Korea have both said they would try to negotiate with the U.S. to soften the impact. The port at Douglas, Arizona closed to feeder imports from Mexico only a couple of days after opening. New World Screwworm was discovered 370 miles south of the US-Mexico border.