



WEEKLY MARKET INFORMATION REPORT – FOR THE WEEK ENDING THURSDAY SEPTEMBER 4, 2025

The following information is collected from various sources and disseminated by Beef Farmers of Ontario.

ONTARIO DIRECT TO PACKER RAILGRADE CATTLE TRADE

Prices are on a carcass weight basis before grade and weight discounts:

A Grade Steers **542.00**
A Grade Heifers **542.00**

ONTARIO LIVE CATTLE TRADE

Ontario auction sales this week saw weighted average price ranges for:

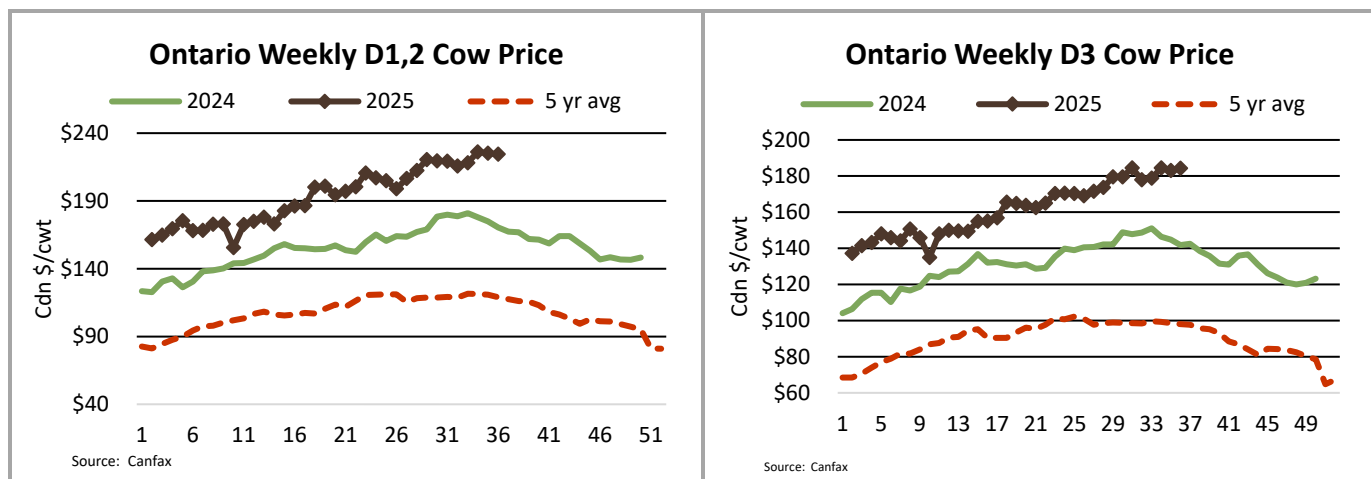
FED CATTLE	Volume	Price Range	Average	Top	Last Week Avg
Large Frame Steers +1250	91	322.90-338.60	331.67	349.00	329.71
Medium Frame Steers +1250	78	312.72-332.97	322.94	337.50	325.03
Large & Medium Frame Steers +1250	169	313.42-336.59	326.91	349.00	327.21
Large Frame Heifers +1000	94	311.32-332.30	324.06	371.00	327.44
Medium Frame Heifers +1000	75	298.25-325.76	315.00	354.00	322.14
Large & Medium Frame Heifers +1000	169	307.50-333.01	321.33	371.00	324.89
Fed steers, Dairy & Dairy Cross +1250	46	273.43-301.33	291.20	323.00	284.50
Fed heifers, Dairy & Dairy Cross +1000	90	217.51-284.94	253.22	325.00	248.93
Cows - All Weights	1583	166.04-246.62	202.42	345.00	202.39
Bulls - All Weights	131	223.36-289.72	255.35	458.50	250.09

STOCKERS - Large and Medium Frame

STEERS	Volume	Price Range	Average	Top	Last Week Avg
1000+	1001	409.11-470.76	438.99	486.00	439.73
900-999	469	459.61-515.65	486.33	540.00	458.61
800-899	291	471.46-539.56	512.05	562.50	446.88
700-799	362	498.04-582.41	545.85	625.00	491.28
600-699	393	526.66-651.54	599.85	685.00	552.91
500-599	341	528.39-686.65	630.30	732.50	586.85
400-499	173	560.52-772.61	692.06	835.00	652.45
<399	68	666.99-934.12	822.62	1760.00	779.92

STOCKERS - Large and Medium Frame

HEIFERS	Volume	Price Range	Average	Top	Last Week Avg
+900	241	354.99-398.61	381.59	505.00	377.98
800-899	170	405.35-455.90	431.88	472.50	408.71
700-799	279	433.66-512.98	476.38	560.00	441.89
600-699	274	461.06-582.37	526.61	660.00	469.05
500-599	206	495.69-618.85	568.63	680.00	538.48
400-499	117	506.71-659.79	595.29	750.00	590.41
300-399	41	521.95-704.51	636.52	800.00	662.39
<299	N/A	N/A	N/A	N/A	784.47



At Kawartha Lakes Community Sale Barn: **Aug 30, 2025- 120 cows, 1 fed, 10 bulls, 59 veal, 153 stockers**

	Price Range	Avg.	Top
Cows	177.00-265.00	207.75	345.00
Bulls under 1600 lbs	240.00-295.00	263.31	295.00
Bulls over 1600 lbs	212.50-292.50	251.98	292.50
Veal calves over 600 lbs	275.00-420.00	319.56	420.00
Veal Calves 125 lbs & under	850.00-1725.00	1236.29	1950.00

At Denfield Livestock Exchange Inc.: **Sep 2, 2025 - 99 Fed Cattle, 66 Cows, 8 Bulls, 7 Veals, 210 Drop Calves**

	Price Range	Average	Top
Large & Medium Frame Fed Steers +1250 lbs	328.00-339.50	335.23	339.50
Large & Medium Frame Fed Heifers +1000 lbs	320.00-335.50	329.15	340.00
Fed Steers, Dairy & Dairy Cross +1250 lbs	320.00-323.00	321.17	323.00
Fed Heifers, Dairy & Dairy Cross +1000 lbs	257.00-325.00	298.50	325.00
Cows	188.00-270.00	229.28	299.00
Bulls over 1600 lbs	234.00-278.00	265.60	278.00

At Aylmer Stockyards Inc.: **September 3, 2025 - 32 Fed cattle, 27 Stockers, 156 Cows, 6 Bulls, 31 Veal**

	Price Range	Average	Top
Fed Heifers, dairy & dairy cross 1000+ lbs	214.99-304.00	259.79	304.00
Cows	156.00-279.99	209.20	279.99
Veal 600 lbs and over	352.00-470.00	395.80	470.00

ONTARIO STOCKER & FEEDER TRADE

Stocker sale at Brussels Livestock: **Aug 29, 2025 - 822 Stockers**

Steers	Price Range	Average	Top	Heifers	Price Range	Average	Top
1000+	384.00-445.00	418.27	462.00				
900-999	418.00-464.00	447.83	490.00	900+	370.00-401.00	387.42	431.00
800-899	437.50-502.00	485.04	506.00	800-899	379.00-456.00	424.10	456.00
700-799	462.50-532.50	501.12	572.50	700-799	417.50-490.00	455.84	499.00
600-699	490.00-649.00	575.88	672.50	600-699	495.00-520.00	507.10	560.00
500-599	515.00-676.00	632.50	680.00	500-599	482.50-620.00	545.05	655.00
400-499	565.00-750.00	672.50	750.00				

Stocker sale at Hoard's Station Sale Barn: **Sep 2, 2025: 154 Stockers**

Steers	Price Range	Average	Top	Heifers	Price Range	Average	Top
				900-999	229.99-295.99	253.29	295.99
				600-699	470.00-554.99	499.89	554.99
500-599	400.00-712.50	600.99	712.50	500-599	400.00-629.99	567.90	629.99
400-499	600.00-792.49	713.69	792.49	400-499	500.00-662.50	572.70	662.50
<399	675.00-880.00	798.29	880.00				

Stocker sale at Keady Livestock Market: **Sep 2, 2025: 1,147 Stockers**

Steers	Price Range	Average	Top	Heifers	Price Range	Average	Top
1000+	418.00-486.00	453.75	486.00				
900-999	465.00-537.50	496.48	540.00	900+	350.00-406.00	402.26	406.00
800-899	505.00-562.50	538.05	562.50	800-899	424.00-460.00	431.61	460.00
700-799	570.00-625.00	591.23	625.00	700-799	450.00-508.00	479.65	540.00
600-699	580.00-670.00	626.01	670.00	600-699	435.00-575.00	517.01	575.00
500-599	470.00-565.00	540.00	720.00	500-599	485.00-600.00	546.40	600.00
400-499	685.00-785.00	739.67	785.00	400-499	430.00-567.50	528.44	567.50

Stocker sale at Renfrew Pontiac Livestock: **Sep 2, 2025: 360 Stockers**

Steers	Price Range	Average	Top	Heifers	Price Range	Average	Top
800-899	360.00-502.50	439.79	502.50				
700-799	304.99-520.99	493.59	520.99	700-799	420.00-517.49	492.40	517.49
600-699	432.50-632.50	547.59	632.50	600-699	350.00-575.00	529.10	575.00
500-599	500.00-715.00	616.19	715.00	500-599	465.00-647.49	555.49	647.49
400-499	440.00-775.00	672.90	775.00	400-499	389.99-709.99	607.39	709.99
<399	600.00-990.00	786.69	990.00				

Stocker sale at Ontario Livestock Exchange: **September 3, 2025 - 764 Stockers**

Steers	Price Range	Average	Top	Heifers	Price Range	Average	Top
1000+	421.00-477.00	444.47	477.00				
900-999	487.00-520.00	498.94	520.00				
800-899	452.50-547.00	508.47	547.00	800-899	462.00-472.50	470.30	472.50
700-799	517.00-535.00	524.20	535.00	700-799	472.50-526.00	496.70	526.00

Stocker sale at Ontario Livestock Exchange: **September 4, 2025 - 733 Stockers**

Steers	Price Range	Average	Top	Heifers	Price Range	Average	Top
900-999	405.00-507.50	478.33	507.50	900+	280.00-400.00	331.43	505.00
800-899	460.00-535.00	498.04	535.00	800-899	440.00-460.00	449.67	460.00
700-799	465.00-590.00	543.14	625.00	700-799	455.00-560.00	498.75	560.00
600-699	580.00-685.00	643.09	685.00	600-699	515.00-660.00	576.91	660.00
500-599	615.00-732.50	693.13	732.50	500-599	570.00-630.00	613.39	680.00
400-499	680.00-765.00	719.75	765.00	400-499	630.00-695.00	661.35	695.00
				300-399	580.00-800.00	677.27	800.00

Stocker sale at Ontario Stockyards Inc: **September 4, 2025 - 194 Stockers**

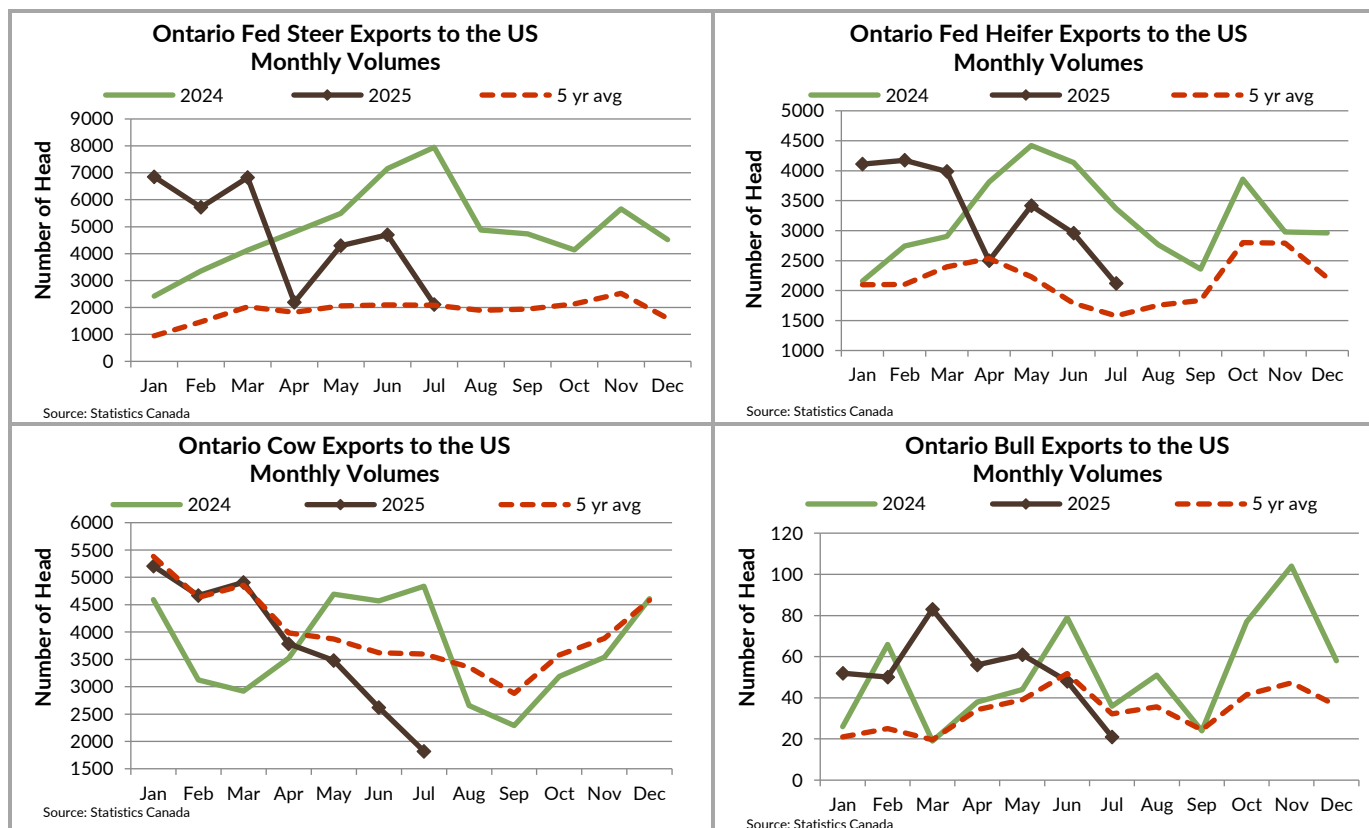
Steers	Price Range	Average	Top	Heifers	Price Range	Average	Top
900-999	400.00-454.00	436.06	454.00				
700-799	500.00-579.00	517.38	579.00	700-799	200.00-472.50	342.86	495.00
600-699	445.00-580.00	552.50	580.00	600-699	432.50-530.00	476.71	530.00
500-599	540.00-645.00	615.54	685.00	500-599	420.00-595.00	513.46	595.00
400-499	605.00-835.00	705.38	835.00	400-499	300.00-625.00	506.25	625.00
<399	740.00-840.00	777.50	840.00				

WEEKLY LIVE CATTLE EXPORTS - ONTARIO (USDA)

	Week ending Aug. 23, 2025	Previous Week	Year to Date
Total live slaughter cattle exported through Ontario ports to the U.S.	3,194	2,502	113,269
Steers & Heifers & Cows	2,928	2,471	109,600
Bulls	266	31	3,669

MONTHLY LIVE CATTLE EXPORTS TO THE U.S. FROM ONTARIO (Canfax/Stats Canada)

	Jul 2025	YTD 2025	Jan 1-Jul 30 2024	% change from 2024
Steers	2,113	32,699	35,305	-7%
Heifers	2,117	23,262	23,549	-1%
Cows	1,820	26,493	28,259	-6%
Bulls	21	371	308	20%
Feeders	216	2983	219	1262%
Total	6,287	85,808	87,640	-2%



LIVE CATTLE - CANADA (AAFC/USDA)

IMPORTS

Import % change
from 2024 YTD

EXPORTS

Export %
change from
2024 YTD

Jan 1- Jun 30/2025

Pure bred	1,209	-45%
Non-pure bred	177,043	23%

Jan 1- Aug 16/25

Processing steers, heifers & cows	334,551	-5%
Feeder cattle & calves	101,042	2%
Bulls	15,306	-16%

FEDERALLY INSPECTED PROCESSING - Canfax/CBGA

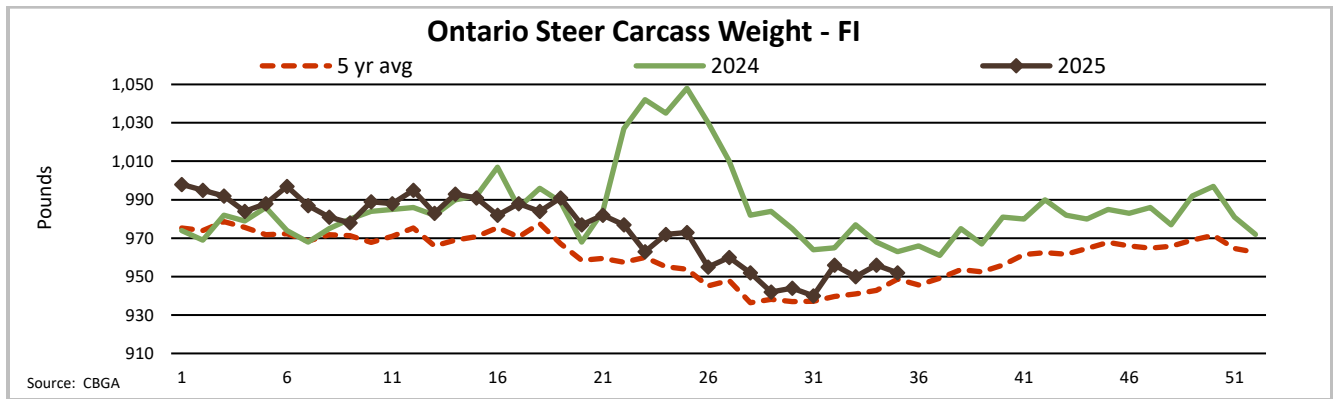
	Week Ending August 30, 2025	# of hd change from week ago	YTD	% Change (Week Ago)	% Change (Year Ago)
ONTARIO	9,954	-233	338,458	-2%	9.3%
CANADA	58,057	1,152	1,898,726	2%	-5%
Western Processing	46,688	1,491	1,507,848	3%	-7%
Eastern Processing	11,369	-339	390,878	-3%	7%

AVERAGE CARCASS WEIGHTS - Canfax/CBGA

	CANADA		ONTARIO	
Week ending	Steers	Heifers	Steers	Heifers
30-Aug-25	939	852	952	853
23-Aug-25	921	848	956	852
31-Aug-24	958	840	963	845

DOMESTIC BEEF PRODUCTION - CANADA (million pounds) (Canfax/CBGA)

	August 30, 2025	Wk ago chg	YTD	YTD chg
Fed	47.6	4%	1,472.6	-5%
Non-Fed	4.9	5%	213.3	-4%
Total	52.6	4%	1,685.8	-5%



USDA ESTIMATED CATTLE PROCESSING VOLUME

	Week Ending	Previous Week	Year Ago
	September 6, 2025		
Grand Total	487,000	565,000	548,000

QUEBEC ELECTRONIC AUCTION MARKET (F.O.B. THE FEEDLOT)

	Price	Change from Last Week
For the week ending September 4, 2025	527.00	-3.00

ALBERTA DIRECT TRADE

Alberta's direct trade: for the week ending September 4, 2025

Steers	Live- FOB	N/A	Rail- FOB	521.50-523.50
Heifers	Live- FOB	N/A	Rail- FOB	521.50-523.50

U.S. TRADE (U.S. funds)

The U.S. cash cattle trade: for the week ending September 4, 2025

Choice and Select Steers and Heifers:	Live	238.00-245.00
	Rail	380.00-388.00

U.S. BOXED BEEF CUT-OUT VALUES (U.S. funds)

	Choice 600-900	Select 600-900
Current Five-Day Average	414.69	387.50

CANADIAN BEEF EXPORTS Jan 1 - Jul 31/2025 (AAFC)

	Tonnes	% chg	vol chg		Tonnes	% chg	vol chg
United States	201,440	-5%	-10,142	Mexico	19,353	6%	1,150
Japan	25,164	-13%	-3,632	South Korea	9,107	2%	182
Vietnam	6,761	3%	175	Total	272,463	-5%	-13,425

BEEF IMPORTS - CANADA (AAFC)

	Jan 1 - Aug 23, 2025	Last Year Same Time	% Change
United States	65,952	67,558	-2%
Australia	27,585	18,386	50%
New Zealand	23,840	15,704	52%
Uruguay	7,768	7,913	-2%
Mexico	5,892	8,007	-26%
Non-CUSMA	76,986	48,759	58%
EU-27 (beef/veal total)	7,985	8,789	-9%
Total	216,008	175,116	23%

CHICAGO MERCANTILE EXCHANGE

Closing quotes on futures **today** were as follows:

Live Cattle			Feeder Cattle			Corn		
Oct	235.98	-0.98	Sep	359.83	-1.05	Sep	3.990	-0.6
Dec	237.45	-1.10	Oct	357.90	-1.93	Dec	4.180	-1.6
Feb	238.68	-1.20	Nov	356.15	-2.38	Mar	4.364	-1.0
Apr	238.60	-1.25	Jan	350.78	-2.60	May	4.472	-0.2
Jun	231.23	-1.35	Mar	346.60	-2.63	Jul	4.534	-0.4
Aug	226.83	-1.38	Apr	344.95	-2.63	Sep	4.496	-0.2
Soybeans			Soft Red Winter Wheat			Canadian \$		
	<i>US \$/bu</i>			<i>US \$/bu</i>				
Sep	10.064	-5.4	Sep	5.010	-1.2	Spot	72.23	-0.08
Nov	10.270	-6.0	Dec	5.192	-0.2	Sep	72.26	-0.10
Jan	10.454	-6.0	Mar	5.356	-0.2	Dec	72.56	-0.10
Mar	10.606	-6.2	May	5.464	-0.2	Mar	72.80	-0.13
May	10.744	-5.6	Jul	5.556	n/c	Jun	73.02	-0.13
July	10.850	-5.2	Sep	5.692	n/c	Sep	73.18	-0.15

Beef Farmers of Ontario | Phone: 519.824.0334 | Fax: 519.824.9101 | Email: markets@ontariobeef.com

ONTARIO STOCKER & FEEDER SPECIAL FALL SALES

Sep 5	7:00 pm	Cargill Auction Market	Char. & Exotic Yearlings-Steers & Heifers
Sep 6	1:00 pm	Maple Hill Auction Ltd	Bred Cow Sale
Sep 6	8:30 am	Rainy River Cattlemens - Stratton	Cows and bulls start the sale at 8:00 am.
Sep 12	11:00 am	Hoards Station Sale Barn	Quinte Sale - Mixed sale, Vacc preferred, catalogued- Farm Fresh
Sep 13	1:00 pm	Maple Hill Auctions Ltd	Ontario Autumn Simmental Classic
Sep 16	10:00 am	Algoma Co-op Livestock Sales-Thessalon	Yearlings, farm fresh, 80% vaccinated
Sep 18	11:00 am	Ontario Stockyards Inc	Special All breeds Pre-sort Sale
Sep 20	11:00 am	Denfield Livestock Exchange	Vaccinated Calves & yearlings
Sep 24	12:00 pm	Aylmer Stockyards Inc	Fall Stocker Sale
Sep 24	1:00 pm	Vankleek Hill Livestock Exchange	Stocker sale

Comments for the week ending September 4, 2025

Fed steers and heifers sold through auction markets this week at 338 head, were down 244 head from the previous week and 185 head larger than the same time last year. Fed steers averaged \$326.91/cwt, down \$0.30/cwt from the previous week's trade and \$96.74/cwt above year ago prices. Fed heifers averaged \$321.33/cwt, down \$3.56/cwt from last week and \$87.17/cwt higher than last year. Auction markets reported fed steers and heifers sold steady on good demand.

In Ontario, dressed sales have been reported at \$542/cwt delivered, \$7/cwt higher than last week. For the week ending August 30th Eastern Canadian processing was 6.3% below a year ago and 11.5% below the five-year average. YTD processing is up 7% from a year ago, with steers up 6% and heifers up 9%, cows up 9% and bulls down 28%. For the week ending August 23rd, Eastern fed cattle and cow exports to the U.S. were 3,042 head, 4% below last year and 35% above the five-year average. YTD Eastern fed cattle and cow exports were 2% lower than last year.

Cull cow receipts sold through auction markets this week were 1,583 head, down 68 head from last week and up 231 head from last year. Cows averaged \$202.42/cwt, up \$0.03/cwt from last week and up \$46.82/cwt from last year. Beef cow prices averaged \$220.86/cwt, down \$18.41/cwt from the previous

week's trade and \$47.98/cwt above year ago prices. Auction markets reported cull cows traded steady but sold \$5.00-\$10.00 higher at Keady Livestock Market.

Total receipts were 8,203 head this week. Receipts of 4,429 stockers and feeder cattle sold through Ontario auction markets this week, up 1,414 head from the previous week and 1,023 head more than the same week last year. Auction markets reported all classes of stockers and feeder cattle sold on a strong demand at slightly higher prices. In the feeder market, steer prices were up \$39.53/cwt on average compared to last week with heifers up \$18.28/cwt. Actual average prices collected this week saw steers from 400-500 lbs trading \$39.61/cwt stronger than last week on average, 500-600 lbs up \$43.45/cwt, 600-700 lbs up \$46.94/cwt, 700-800 lbs up \$54.57/cwt, 800-900 lbs were up \$65.17/cwt, steers 900-1000 lbs up \$27.72/cwt and steers 1,000 lbs plus averaged \$0.74/cwt weaker than the previous week's weighted average prices. Heifers from 300-400 lbs were down \$25.87/cwt from last week on average, 400-500 lbs up \$4.88/cwt, 500-600 lbs up \$30.15/cwt, 600-700 lbs up \$57.56/cwt, 700-800 lbs up \$34.49/cwt, 800-900 lbs up \$23.17/cwt and heifers 900 lbs and over averaged \$3.61/cwt stronger than the previous week's weighted average prices. For the week ending August 23rd, Eastern feeder exports to the U.S. were 1,025 head, 18% lower than last year and 28% above the five-year average. YTD Eastern feeder exports are down 13% from last year.

The Quebec electronic market this week sold at \$527.00/cwt dressed on a picked-up basis, which is down \$3.00/cwt from the previous week's trade on average.

Alberta direct trade last week saw dressed sales reported at \$510.00-520.00/cwt delivered, \$5.00-10.00/cwt higher than the previous week. Light trade was also reported in Saskatchewan at \$315.00/cwt FOB the feedlot. Alberta fed prices continued to push higher reaching new record highs. Fed steers and heifers averaged \$308.69/cwt and \$305.32/cwt respectively, \$3.53-4.00/cwt higher than the previous week. For the month of August, fed steers made a new monthly high of \$304.07/cwt, up \$5.13/cwt from July. For the week ending August 30th, Western Canadian fed processing was 42,528 head, 0.1% higher than last year. This week, light trade developed with dressed sales reported at \$525/cwt delivered, \$5-15/cwt higher than last week. Barley sales for September delivery have been reported around \$250/tonne, the lowest point in one year.

The U.S. cash cattle trade last week saw light dressed trade in the North from \$385-392/cwt with live sales at \$245/cwt. Dressed sales are steady to \$5/cwt higher than the previous week, while live sales are steady with the previous week's reported trade. Trade in the Southern feeding states ranged from \$240-242/cwt (mostly \$242/cwt) steady to \$2/cwt higher than the previous week. This week, light trade was reported in Texas and Kansas with live sales ranging from \$242.00-242.50/cwt, steady to \$1/cwt higher than last week. Dressed sales in Iowa and Nebraska were from \$383-385/cwt, steady to \$2/cwt lower.

For the week ending August 29th, Choice cutouts pushed to new annual highs, climbing above \$414/cwt. Select ended the week just shy of \$386/cwt. Choice cutouts are \$103/cwt stronger than last year with Select \$86/cwt stronger. Choice Rib ended the week up \$24.50/cwt from the previous week, with Loin a slight \$0.50/cwt stronger. Trims and grinds were mixed, 90% trim was up \$3.25/cwt while 73% ground was \$4.75/cwt softer and 50% trim eased a notable \$26.50/cwt. USDA's Foreign Agriculture Service is projecting US imports of live cattle from Mexico for the rest of 2025 and 2026 to be zero, citing the widening outbreak of New World Screwworm.