



## WEEKLY MARKET INFORMATION REPORT – FOR THE WEEK ENDING THURSDAY DECEMBER 11, 2025

The following information is collected from various sources and disseminated by Beef Farmers of Ontario.

### ONTARIO DIRECT TO PACKER RAILGRADE CATTLE TRADE

Prices are on a carcass weight basis before grade and weight discounts:

A Grade Steers	500.00
A Grade Heifers	500.00

### ONTARIO LIVE CATTLE TRADE

Ontario auction sales this week saw weighted average price ranges for:

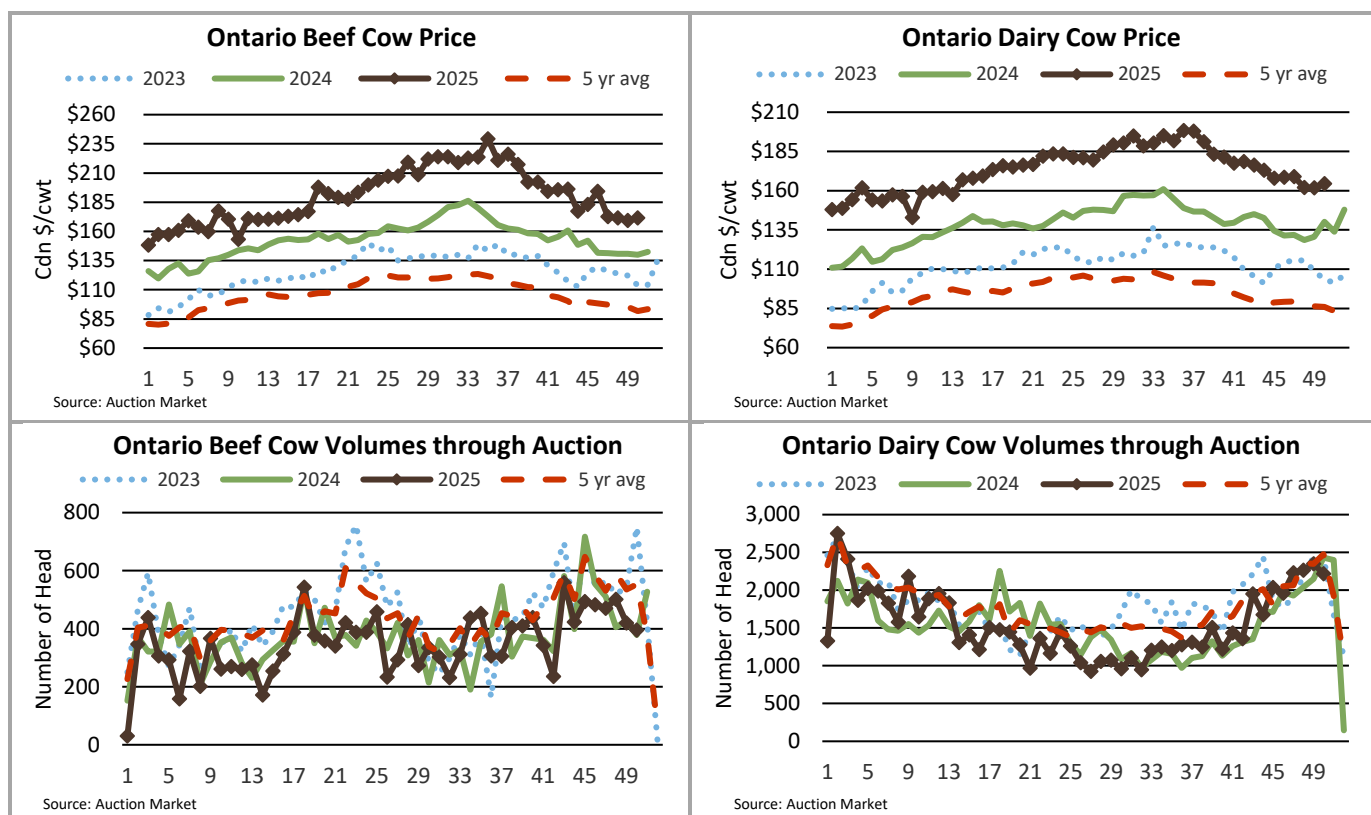
FED CATTLE	Volume	Price Range	Average	Top	Last Week Avg
Large Frame Steers +1250	133	292.56-310.95	301.73	344.00	292.51
Medium Frame Steers +1250	81	281.05-300.47	292.17	317.50	287.55
Large & Medium Frame Steers +1250	214	290.72-313.33	300.33	344.00	290.12
Large Frame Heifers +1000	64	289.53-311.51	303.65	380.00	294.33
Medium Frame Heifers +1000	104	284.31-304.69	294.25	340.00	286.70
Large & Medium Frame Heifers +1000	168	286.49-308.79	298.65	380.00	288.94
Fed steers, Dairy & Dairy Cross +1250	52	240.06-271.79	260.26	300.00	252.18
Fed heifers, Dairy & Dairy Cross +1000	117	196.72-260.07	232.63	232.63	238.53
Cows - All Weights	2610	142.30-194.20	163.99	279.00	162.55
Bulls - All Weights	101	180.40-233.64	208.63	430.00	205.67

#### STOCKERS - Large and Medium Frame

STEERS	Volume	Price Range	Average	Top	Last Week Avg
1000+	752	401.53-450.65	432.92	473.50	420.75
900-999	252	401.87-481.35	452.65	521.00	437.28
800-899	139	415.48-494.78	461.49	531.00	479.36
700-799	180	443.56-550.11	508.12	593.00	487.16
600-699	386	462.39-609.43	550.44	650.00	538.24
500-599	328	513.35-668.88	597.91	732.00	562.17
400-499	260	555.25-716.59	645.22	780.00	601.30
<399	116	502.59-784.74	640.16	1540.00	598.53

#### STOCKERS - Large and Medium Frame

HEIFERS	Volume	Price Range	Average	Top	Last Week Avg
+900	291	327.47-382.40	361.04	450.00	350.69
800-899	145	345.36-421.40	395.29	450.00	331.12
700-799	134	339.63-439.78	392.35	485.00	417.65
600-699	178	363.12-517.18	453.18	550.00	464.92
500-599	342	424.98-551.82	498.18	585.00	489.12
400-499	217	461.73-597.48	545.10	700.00	530.29
300-399	115	451.56-606.30	537.92	760.00	555.79
<299	25	491.80-631.40	566.60	1410.00	610.68



At Kawartha Lakes Community Sale Barn: **December 6, 2025– 188 cows, 46 stockers, 7 bulls, 38 veal, 2 fed cattle**

	Price Range	Avg.	Top
<b>Cows</b>	154.00-200.00	167.43	270.00
<b>Bulls under 1600 lbs</b>	217.50-330.00	245.55	330.00
<b>Bulls over 1600 lbs</b>	186.00-229.00	216.52	229.00
<b>Veal calves 600 lbs &amp; over</b>	240.00-310.00	274.55	310.00
<b>Veal calves 125 lbs &amp; under</b>	1000.00-1675.00	1223.13	1800.00

t Denfield Livestock Exchange Inc.: **Dec 9, 2025 – 142 Fed Cattle, 171 Cows, 3 Bulls, 6 Veal, 139 Drop Calves**

	Price Range	Average	Top
<b>Large &amp; Medium Frame Fed Steers +1250 lbs</b>	302.00-309.50	305.64	344.00
<b>Large &amp; Medium Frame Fed Heifers +1000 lbs</b>	297.00-313.00	304.38	319.00
<b>Fed Heifers, Dairy &amp; Dairy Cross +1000 lbs</b>	225.00-302.25	265.61	302.25
<b>Cows</b>	150.00-189.00	166.98	230.00

At Aylmer Stockyards Inc.: **Dember 10, 2025 – 45 Fed cattle, 315 Cows, 4 Bulls, 10 Veal**

	Price Range	Average	Top
<b>Large &amp; Medium Frame Fed Heifers +1000 lbs</b>	285.00-304.00	292.39	304.00
<b>Fed Heifers, dairy &amp; dairy cross 1000+ lbs</b>	180.00-256.99	233.30	256.99
<b>Cows</b>	141.99-225.99	173.19	225.99
<b>Veal 600 lbs and over</b>	220.00-368.00	317.79	368.00

## ONTARIO STOCKER & FEEDER TRADE

Stocker sale at Brussels Livestock: **December 5, 2025 – 1,329 Stockers**

Steers	Price Range	Average	Top	Heifers	Price Range	Average	Top
<b>1000+</b>	394.50-436.00	419.17	464.00	<b>900+</b>	338.00-380.00	362.12	436.00
<b>900-999</b>	392.50-490.00	453.31	521.00	<b>800-899</b>	380.00-442.00	412.27	442.00
<b>800-899</b>	464.00-507.50	486.55	507.50	<b>700-799</b>	377.50-440.00	413.84	465.00
<b>700-799</b>	465.00-551.00	517.06	551.00	<b>600-699</b>	435.00-531.00	473.48	531.00
<b>600-699</b>	537.50-622.50	584.38	629.50	<b>500-599</b>	470.00-570.00	521.64	585.00
<b>500-599</b>	600.00-685.00	645.84	702.50	<b>400-499</b>	447.50-609.00	541.92	609.00
<b>400-499</b>	517.50-680.00	602.59	705.00				
<b>&lt;399</b>	255.00-710.00	515.00	710.00				

Stocker sale at Hoard's Station Sale Barn: Dec 9, 2025: 176 Stockers

Steers	Price Range	Average	Top	Heifers	Price Range	Average	Top
700-799	254.99-517.49	418.40	517.49	700-799	250.00-400.00	329.19	400.00
600-699	400.00-540.00	475.60	540.00	600-699	279.99-495.00	396.49	495.00
500-599	400.00-620.00	497.79	620.00	500-599	320.00-554.99	442.69	554.99
400-499	354.99-654.99	541.00	654.99	400-499	304.99-545.00	471.19	545.00
<399	400.00-709.99	547.10	709.99				

Stocker sale at Keady Livestock Market: Dec 9, 2025: 338 Stockers

Steers	Price Range	Average	Top	Heifers	Price Range	Average	Top
1000+	420.00-455.00	448.30	455.00				
900-999	495.00-495.00	495.00	495.00	900+	320.00-415.00	368.00	450.00
800-899	486.00-531.00	503.86	531.00				
700-799	430.00-522.50	475.56	522.50				
600-699	550.00-650.00	601.59	650.00				
500-599	550.00-670.00	615.00	670.00	500-599	465.00-530.00	494.38	560.00
400-499	440.00-780.00	638.67	780.00	400-499	562.50-570.00	565.38	580.00
<399	695.00-770.00	735.63	770.00	300-399	410.00-620.00	475.63	620.00
				<299	540.00-640.00	570.00	640.00

Stocker sale at Renfrew Pontiac Livestock: Dec 9, 2025: 399 Stockers

Steers	Price Range	Average	Top	Heifers	Price Range	Average	Top
1000+	282.50-425.99	379.19	425.99				
900-999	250.00-437.00	415.20	437.00	900+	329.99-415.00	393.19	415.00
800-899	250.00-440.00	373.89	440.00	800-899	235.00-417.49	391.10	417.49
700-799	304.99-517.49	454.30	517.49	700-799	335.00-459.99	415.00	459.99
600-699	310.00-620.00	525.19	620.00	600-699	304.99-509.99	423.70	509.99
500-599	339.99-650.00	530.10	650.00	500-599	409.99-575.00	486.69	575.00
400-499	500.00-700.00	593.10	700.00	400-499	339.99-634.99	500.39	634.99
				300-399	404.99-600.00	515.39	600.00

Stocker sale at Ontario Livestock Exchange: December 10, 2025 – 350 Stockers

Steers	Price Range	Average	Top	Heifers	Price Range	Average	Top
1000+	426.00-473.50	458.33	473.50				
900-999	458.00-508.00	482.07	508.00				

Stocker sale at Ontario Livestock Exchange: December 11, 2025 – 366 Stockers

Steers	Price Range	Average	Top	Heifers	Price Range	Average	Top
1000+	395.00-460.00	429.11	460.00				
900-999	315.00-380.00	348.13	450.00	900+	305.00-365.00	339.44	365.00
800-899	310.00-435.00	371.79	465.00	800-899	405.00-438.00	425.00	450.00
700-799	420.00-555.00	513.00	555.00	700-799	350.00-470.00	403.00	470.00
600-699	345.00-585.00	478.28	605.00	600-699	275.00-545.00	459.29	545.00
500-599	420.00-647.50	573.96	647.50	500-599	300.00-505.00	412.08	575.00
400-499	550.00-710.00	619.16	710.00	400-499	430.00-660.00	528.95	660.00
<399	500.00-860.00	650.74	860.00	300-399	425.00-630.00	506.94	760.00
				<299	450.00-560.00	511.43	560.00

Stocker sale at Ontario Stockyards Inc.: December 11, 2025 – 726 Stockers

Steers	Price Range	Average	Top	Heifers	Price Range	Average	Top
				900+	240.00-418.00	376.75	418.00
800-899	325.00-504.00	474.75	504.00	800-899	252.50-392.50	338.00	392.50
700-799	526.00-593.00	563.09	593.00	700-799	275.00-457.50	362.04	485.00
600-699	565.00-643.00	603.09	645.00	600-699	370.00-522.50	476.84	550.00
500-599	605.00-732.00	660.80	732.00	500-599	448.00-572.50	537.67	582.50
400-499	695.00-779.00	742.23	779.00	400-499	520.00-599.00	580.80	700.00
<399	560.00-752.50	696.25	752.50	300-399	505.00-602.50	582.22	602.50

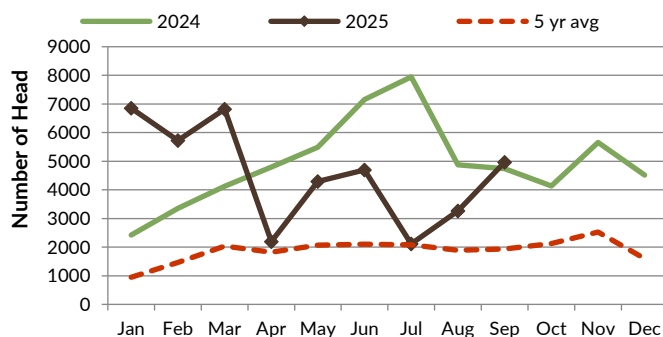
## WEEKLY LIVE CATTLE EXPORTS - ONTARIO (USDA)

	Week ending Nov 29, 2025	Previous Week	Year to Date
Total live slaughter cattle exported through Ontario ports to the U.S.	4,285	2,502	162,320
Steers & Heifers & Cows	4,168	2,471	156,437
Bulls	117	31	5,883

## MONTHLY LIVE CATTLE EXPORTS TO THE U.S. FROM ONTARIO (Canfax/Stats Canada)

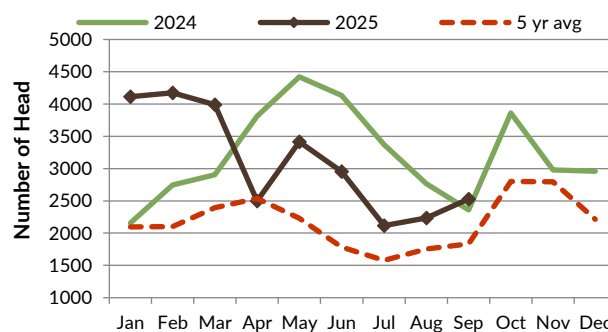
	Sep 2025	YTD 2025	Jan 1-Sep 2024	% change from 2024
Steers	4,960	40,923	44,911	-9%
Heifers	2,526	28,021	28,673	-2%
Cows	2,808	32,143	33,204	-3%
Bulls	74	493	383	29%
Feeders	434	3672	222	1554%
Total	10,802	105,252	107,393	-2%

Ontario Fed Steer Exports to the US  
Monthly Volumes



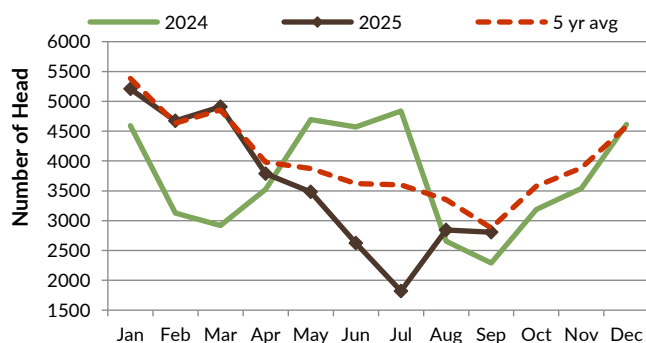
Source: Statistics Canada

Ontario Fed Heifer Exports to the US  
Monthly Volumes



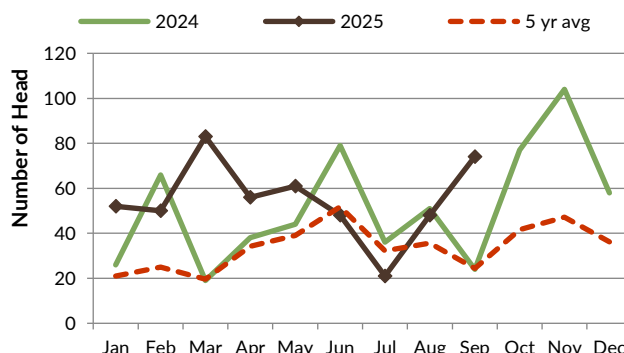
Source: Statistics Canada

Ontario Cow Exports to the US  
Monthly Volumes



Source: Statistics Canada

Ontario Bull Exports to the US  
Monthly Volumes



Source: Statistics Canada

## LIVE CATTLE - CANADA (AAFC/USDA)

### IMPORTS

Import % change  
from 2024 YTD

Jan 1- Aug 31/2025

Pure bred	1,529	-48%
Non-pure bred	228,531	16%

### EXPORTS

Export %  
change from  
2024 YTD

Jan 1- Nov 22/25

Processing steers, heifers & cows	491,434	-6%
Feeder cattle & calves	129,401	-9%
Bulls	26,276	-8%
Breeding/other	17,447	25%
Total	664,558	-6%

## FEDERALLY INSPECTED PROCESSING - Canfax/CBGA

	Week Ending December 6, 2025	# of hd change from week ago	YTD	% Change (Week Ago)	% Change (Year Ago)
ONTARIO	11,546	370	482,299	3%	4.7%
CANADA	58,898	-1,188	2,667,270	-2%	-6%
Western Processing	45,830	-1,236	2,110,440	-3%	-8%
Eastern Processing	13,068	48	556,830	0%	3%

## AVERAGE CARCASS WEIGHTS - Canfax/CBGA

	CANADA		ONTARIO	
Week ending	Steers	Heifers	Steers	Heifers
6-Dec-25	1,003	899	1,008	893
29-Nov-25	1,011	893	1,001	873
7-Dec-24	968	877	992	866

## DOMESTIC BEEF PRODUCTION - CANADA (million pounds) (Canfax/CBGA)

	December 6, 2025	Wk ago chg	YTD	YTD chg
Fed	48.9	-2%	2,107.6	-5%
Non-Fed	6.8	-8%	296.9	-4%
Total	55.6	-2%	2,404.5	-5%

## USDA ESTIMATED CATTLE PROCESSING VOLUME

	Week Ending December 13, 2025	Previous Week	Year Ago
Grand Total	596,000	600,000	610,000

## QUEBEC ELECTRONIC AUCTION MARKET (F.O.B. THE FEEDLOT)

	Price	Change from Last Week
For the week ending December 11, 2025	N/A	N/A

## ALBERTA DIRECT TRADE

Alberta's direct trade: for the week ending December 11, 2025

Steers	Live- FOB	N/A	Rail- FOB	490.50-492.50
Heifers	Live- FOB	N/A	Rail- FOB	490.75-493.00

## U.S. TRADE (U.S. funds)

The U.S. cash cattle trade: for the week ending December 11, 2025

Choice and Select Steers and Heifers:	Live	225.00-232.00
	Rail	350.00-356.00

## U.S. BOXED BEEF CUT-OUT VALUES (U.S. funds)

	Choice 600-900	Select 600-900
Current Five-Day Average	360.12	346.47

## CANADIAN BEEF EXPORTS Jan 1 - Sep 30/2025 (AAFC)

	Tonnes	% chg	vol chg		Tonnes	% chg	vol chg
United States	268,197	-3%	-7,532	Mexico	24,074	7%	1,476
Japan	30,525	-11%	-3,904	South Korea	10,704	-5%	-592
Vietnam	9,040	5%	434	Total	355,795	-3%	-12,053

## BEEF IMPORTS – CANADA (AAFC)

	Jan 1 – Nov 29, 2025	Last Year Same Time	% Change
United States	89,498	92,854	-4%
Australia	46,564	27,694	68%
New Zealand	31,020	24,582	26%
Uruguay	11,354	10,915	4%
Mexico	7,288	10,252	-29%
Non-CUSMA	110,219	76,431	44%
EU-27 (beef/veal total)	11,040	13,441	-18%
Total	306,983	256,169	20%

## CHICAGO MERCANTILE EXCHANGE

Closing quotes on futures **today** were as follows:

Live Cattle			Feeder Cattle			Corn		
Dec	229.80	-0.58	Jan	339.10	-4.30	Dec	4.314	-3.6
Feb	229.55	-1.40	Mar	334.08	-3.60	Mar	4.406	-5.6
Apr	229.40	-1.28	Apr	333.23	-3.35	May	4.490	-5.2
Jun	222.98	-1.20	May	331.28	-3.25	Jul	4.550	-4.4
Aug	219.00	-1.30	Aug	331.45	-3.38	Sep	4.500	-3.2
Oct	217.63	-1.43	Sep	329.40	-3.38	Dec	4.620	-3.0
Soybeans			Soft Red Winter Wheat			Canadian \$		
	US \$/bu			US \$/bu				
Jan	10.766	-16.6	Dec	5.344	-4.2	Spot	72.64	+0.06
Mar	10.866	-16.0	Mar	5.292	-3.6	Dec	72.66	+0.07
May	10.970	-15.2	May	5.372	-3.2	Mar	72.95	+0.07
Jul	11.064	-14.6	Jul	5.456	-3.0	Jun	73.20	+0.06
Aug	11.004	-13.4	Sep	5.580	-3.0	Sep	73.41	+0.06
Sep	10.832	-11.4	Dec	5.740	-3.2	Dec	73.57	+0.07

Beef Farmers of Ontario | Phone: 519.824.0334 | Fax: 519.824.9101 | Email: [markets@ontariobeef.com](mailto:markets@ontariobeef.com)

## ONTARIO STOCKER & FEEDER SPECIAL FALL SALES

Dec 16	9:00 AM	Keady Livestock Market	Last Sale of 2025
Dec 18	11:00 AM	Ontario Stockyards Inc	Special All Breeds Pre-sort Sale
Jan 23	11:00 AM	Hoards Station Sale Barn	Quinte Sale-100% Vaccinated, catalogued- Farm Fresh
Jan 24	11:00 AM	Denfield Livestock Exchange	Annual January Stocker Sale
Jan 28	10:00 AM	Kawartha Lakes Community Sale Barn	Peterborough Cattlemen/ Victoria Beef Producers
Mar TBD	11:00 AM	Hoards Station Sale Barn	Quinte Sale-Vaccinations preferred, catalogued- Farm Fresh
Apr 22	10:00 AM	Kawartha Lakes Community Sale Barn	KLC Calf & Yearling Sale
May 2	10:00 AM	Algoma Co-op Livestock Sales-Thessalon	Stockers- Farm fresh, 50% vaccinated, sold in farmer lots
May 6	10:00 AM	Kawartha Lakes Community Sale Barn	Peterborough Cattlemen/ Victoria Beef Producers
May 7	10:00 AM	Grey-Bruce Livestock Co-op-Wiarton	Stocker Sale – 90% vaccinated
May TBD	11:00 AM	Hoards Station Sale Barn	Quinte Sale-100% Vaccinated, catalogued- Farm Fresh

## Comments for the week ending December 11, 2025

Fed steers and heifers sold through auction markets this week at 382 head, were down 44 head from the previous week and 63 head smaller than the same time last year. Fed steers averaged \$300.33/cwt, up \$10.21/cwt from the previous week's trade and \$51.17/cwt above year ago prices. Fed heifers averaged \$298.65/cwt, up \$9.71/cwt from last week and \$44.80/cwt higher than last year. Fed steers and heifers sold \$2.00-\$3.00/cwt higher.

In Ontario, light trade has been reported up to \$500/cwt delivered, \$10/cwt stronger than last week. For the week ending December 6th, Eastern Canadian processing was 4.8% above a year ago and 0.4% higher than the five-year average. YTD processing is up 3% from a year ago, with steers up 1% and heifers up 5%,



cows up 8% and bulls down 16%. For the week ending November 29th, Eastern fed cattle and cow exports to the U.S. were 4,276 head, 24% above last year and 58% above the five-year average. YTD Eastern fed cattle and cow exports were up 1% from last year.

Cull cow receipts sold through auction markets this week were 2,610 head, down 156 head from last week and down 200 head from last year. Cows averaged \$163.99/cwt, up \$1.44/cwt from last week and up \$29.24/cwt from last year. Beef cow prices averaged \$171.44/cwt, up \$2.02/cwt from the previous week's trade and \$31.37/cwt above year ago prices. Cull cows and bulls sold \$3.00-5.00 higher at Keady Livestock Market. A large offering of cull cows sold fully steady at Denfield Livestock Exchange.

Total receipts were 8,451 head this week with receipts of 3,860 stocker and feeder cattle selling through Ontario auction markets, down 631 head from the previous week and 1,415 head fewer than the same week last year. Auction markets reported feeder cattle sold steady, and stockers sold higher on good demand. In the feeder market, steer prices were up \$17.50/cwt on average compared to last week with heifers up \$6.21/cwt. Actual average prices collected this week saw steers from 400-500 lbs trading \$43.92/cwt stronger than last week on average, 500-600 lbs up \$35.74/cwt, 600-700 lbs up \$12.20/cwt, 700-800 lbs up \$20.96/cwt, 800-900 lbs were down \$17.87/cwt, steers 900-1000 lbs up \$15.37/cwt and steers 1,000 lbs plus averaged \$12.17/cwt stronger than the previous week's weighted average prices. Heifers from 300-400 lbs were down \$17.87/cwt from last week on average, 400-500 lbs up \$14.81/cwt, 500-600 lbs up \$9.06/cwt, 600-700 lbs down \$11.74/cwt, 700-800 lbs down \$25.30/cwt, 800-900 lbs up \$64.17/cwt and heifers 900 lbs and over averaged \$10.35/cwt stronger than the previous week's weighted average prices. For the week ending November 29th, Eastern feeder exports to the U.S. were 524 head, 43% lower than last year and 29% lower than the five-year average. YTD Eastern feeder exports are down 22% from last year.

The Quebec electronic market prices are not available at press time.

Alberta direct trade last week saw Western Canadian fed prices rebounded \$6/cwt, averaging on either side of \$290/cwt. Dressed sales were reported at \$485-490/cwt delivered, \$5-10/cwt stronger than last week. For the week ending December 6th, Western Canadian fed processing was 39,538 head, 1.6% lower than last year. On a cash-to-cash basis, Alberta fed prices were at an \$18/cwt discount against the US market while cow prices were sitting at roughly an \$11/cwt discount. On December 10<sup>th</sup>, light trade developed with dressed sales and bids reported from \$493-495/cwt delivered, bids/sales are \$5-8/cwt higher than last week.

The U.S. cash cattle trade last week saw live sales in Nebraska from \$220-225/cwt, \$13-15/cwt higher than the previous week. Dressed sales in the North ranged from \$340-345/cwt, \$10-15/cwt stronger. Light trade in Texas was at \$225/cwt, \$7/cwt higher than the previous week. On the Fed Cattle Exchange, dressed sales in Iowa were noted at \$345.00-345.50/cwt with live and Bid the Grid sales in Texas at \$226-226.50/cwt. On December 11<sup>th</sup>, live bids in Nebraska have been reported from \$228-230/cwt and a few cattle have traded at \$355/cwt dressed, \$10-15/cwt stronger. In Texas and Kansas live trade has been reported at \$230/cwt, bids are \$4-5/cwt higher than last week.

In the U.S., US cutouts ended the week softer, with Choice cutouts down 2.3% from the previous week to \$362.72/cwt, and Select cutouts softened by 1.1% to \$350.32/cwt. Trims and grinds closed the week lower across the board with 90% trim down 1.5%, 73% ground down 13.6% and 50% trim down 2.9%. The December corn contract is up 14 cents per bushel to \$4.37/bushel. President Trump once again mulled the possibility of pulling out of the CUSMA agreement. During an interview with CBC, the Senior Director of the National Foreign Trade Council reiterated the value of CUSMA and the need for the review to be successful.