



WEEKLY MARKET INFORMATION REPORT – FOR THE WEEK ENDING

THURSDAY DECEMBER 18, 2025

**The next report will be on January 9, 2026, due to the holiday scheduling.
Merry Christmas and Happy New Year to All, and All the Best in 2026!**

The following information is collected from various sources and disseminated by Beef Farmers of Ontario.

ONTARIO DIRECT TO PACKER RAILGRADE CATTLE TRADE

Prices are on a carcass weight basis before grade and weight discounts:

A Grade Steers **510.00-520.00**
A Grade Heifers **510.00-520.00**

ONTARIO LIVE CATTLE TRADE

Ontario auction sales this week saw weighted average price ranges for:

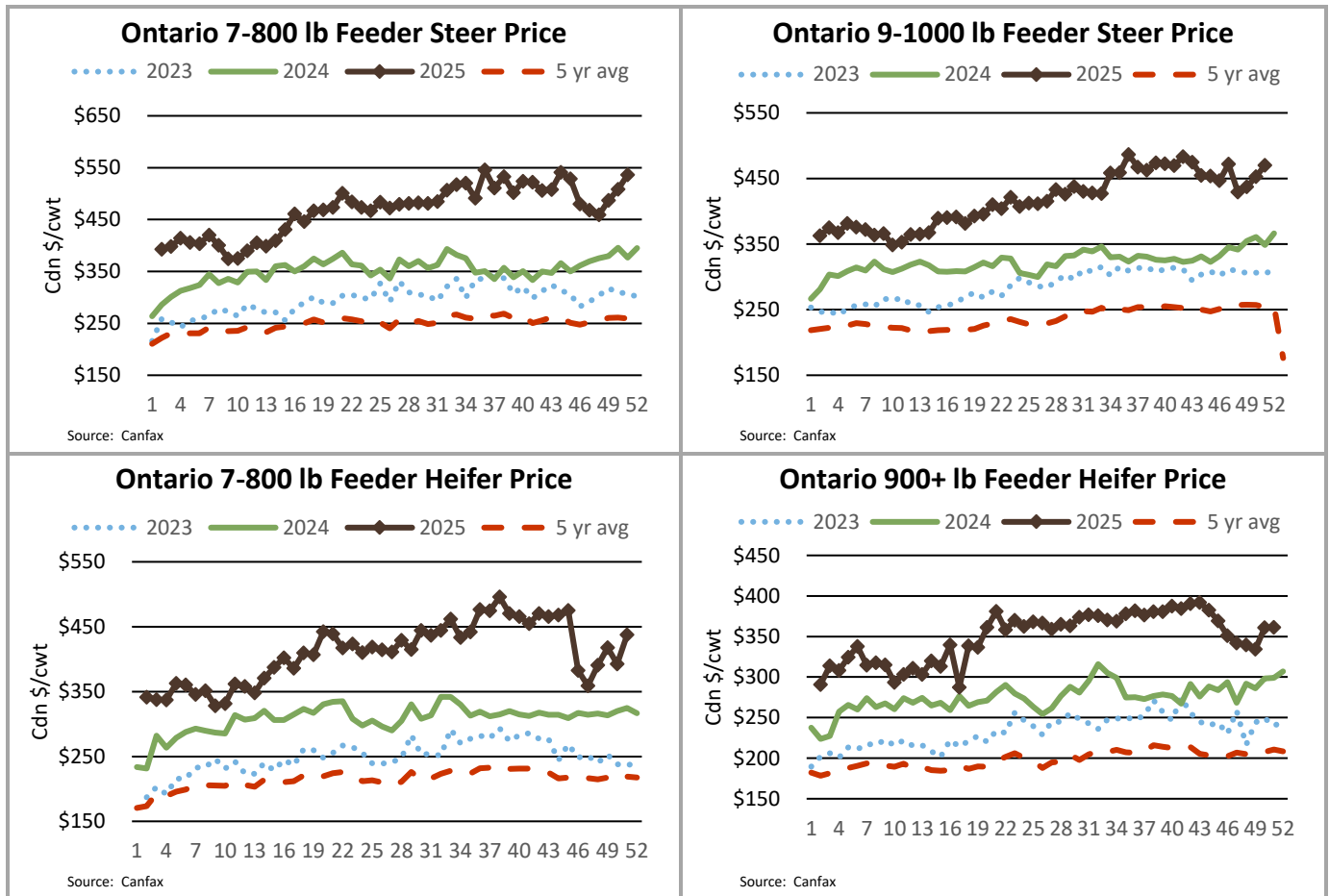
FED CATTLE	Volume	Price Range	Average	Top	Last Week Avg
Large Frame Steers +1250	52	292.29-311.79	304.34	334.00	301.73
Medium Frame Steers +1250	105	288.70-309.93	300.81	328.50	292.17
Large & Medium Frame Steers +1250	156	289.31-312.80	301.69	334.00	300.33
Large Frame Heifers +1000	71	290.96-317.44	309.07	415.00	303.65
Medium Frame Heifers +1000	180	289.72-313.09	300.32	370.00	294.25
Large & Medium Frame Heifers +1000	251	288.96-314.23	302.49	415.00	298.65
Fed steers, Dairy & Dairy Cross +1250	45	231.49-274.49	257.89	290.00	260.26
Fed heifers, Dairy & Dairy Cross +1000	104	180.94-252.41	225.69	280.00	232.63
Cows - All Weights	2985	139.96-199.97	165.62	275.00	163.99
Bulls - All Weights	97	187.13-233.59	209.91	285.50	208.63

STOCKERS - Large and Medium Frame

STEERS	Volume	Price Range	Average	Top	Last Week Avg
1000+	648	420.62-465.84	442.16	482.00	432.92
900-999	203	448.27-491.42	470.19	508.00	452.65
800-899	123	431.80-509.02	480.78	536.50	461.49
700-799	293	496.39-572.15	536.38	598.00	508.12
600-699	389	496.78-615.12	572.25	662.00	550.44
500-599	408	521.95-669.36	604.64	740.00	597.91
400-499	320	565.22-739.41	659.10	805.00	645.22
<399	139	580.07-795.00	689.86	900.00	640.16

STOCKERS - Large and Medium Frame

HEIFERS	Volume	Price Range	Average	Top	Last Week Avg
+900	330	326.90-385.18	361.33	415.00	361.04
800-899	93	370.32-416.02	396.14	465.00	395.29
700-799	109	372.06-480.97	437.71	512.00	392.35
600-699	296	417.87-537.93	490.79	575.00	453.18
500-599	321	463.32-587.42	538.77	646.00	498.18
400-499	302	452.43-645.49	559.38	750.00	545.10
300-399	112	435.78-623.19	542.24	750.00	537.92
<299	35	440.57-856.86	639.23	1550.00	566.60



At Kawartha Lakes Community Sale Barn: **Dec 13, 2025 – 182 cows, 28 stockers, 6 bulls, 43 veal, 13 fed cattle**

	Price Range	Avg.	Top
Large & Medium Frame Fed Steers +1250 lbs	295.00-299.00	296.73	299.00
Cows	140.00-207.50	163.28	275.00
Bulls over 1600 lbs	200.00-227.50	211.28	227.50
Veal calves 125 lbs & under	1050.00-1800.00	1356.94	1800.00

At Denfield Livestock Exchange Inc.: **Dec 16, 2025 – 173 Fed Cattle, 23 Stockers, 137 Cows, 7 Bulls, 14 Veal**

	Price Range	Average	Top
Large & Medium Frame Fed Steers +1250 lbs	300.00-329.00	308.89	334.00
Large & Medium Frame Fed Heifers +1000 lbs	300.00-320.00	309.13	329.00
Fed Heifers, Dairy & Dairy Cross +1000 lbs	228.00-255.00	244.14	280.00
Cows	148.00-185.00	167.78	214.00
Bulls under 1600 lbs	200.00-296.00	232.00	296.00
Bulls over 1600 lbs	219.00-275.00	237.00	275.00

At Aylmer Stockyards Inc.: **Dec 17, 2025 – 62 Fed cattle, 366 Cows, 5 Bulls, 22 Veal**

	Price Range	Average	Top
Large & Medium Frame Fed Steers +1250 lbs	279.99-304.00	293.99	304.00
Large & Medium Frame Fed Heifers +1000 lbs	285.00-318.00	299.40	318.00
Fed Heifers, dairy & dairy cross 1000+ lbs	151.00-266.00	231.80	266.00
Cows	110.00-245.99	178.09	254.00
Bulls under 1600 lbs	155.00-254.99	200.49	254.99
Veal 600 lbs and over	285.00-417.49	347.40	417.49

ONTARIO STOCKER & FEEDER TRADE

Stocker sale at Brussels Livestock: **December 12, 2025 – 1,168 Stockers**

Steers	Price Range	Average	Top	Heifers	Price Range	Average	Top
1000+	434.00-469.00	451.31	469.00				
900-999	456.00-508.00	480.32	508.00	900+	340.00-389.00	365.49	398.00
800-899	489.00-536.50	515.35	536.50	800-899	382.00-421.00	410.00	430.00
700-799	545.00-598.00	565.99	598.00	700-799	430.00-512.00	471.13	512.00
600-699	575.00-662.00	630.62	662.00	600-699	465.00-569.50	528.93	569.50
500-599	597.50-689.00	646.90	722.50	500-599	517.50-581.00	556.70	622.50
400-499	730.00-770.00	749.95	770.00	400-499	520.00-647.50	609.67	647.50
<399	300.00-750.00	544.00	795.00	300-399	150.00-480.00	355.00	480.00
				<299	440.00-440.00	440.00	440.00

Stocker sale at Hoard's Station Sale Barn: **Dec 16, 2025: 167 Stockers**

Steers	Price Range	Average	Top	Heifers	Price Range	Average	Top
				900+	164.99-264.99	210.40	364.99
700-799	395.00-515.00	417.99	515.00				
600-699	320.00-595.00	504.80	595.00	600-699	400.00-509.99	441.00	509.99
500-599	345.00-650.00	574.30	650.00	500-599	300.00-584.99	489.10	584.99
400-499	450.00-744.89	613.30	744.89	400-499	345.00-634.99	503.30	634.99
<399	360.00-690.00	570.50	690.00	300-399	354.99-509.99	458.19	509.99

Stocker sale at Keady Livestock Market: **Dec 16, 2025: 525 Stockers**

Steers	Price Range	Average	Top	Heifers	Price Range	Average	Top
1000+	400.00-429.00	420.09	456.00				
900-999	472.00-472.00	472.00	472.00	900+	355.00-415.00	409.50	415.00
800-899	452.50-514.00	494.78	514.00				
700-799	520.00-560.00	539.11	560.00	700-799	352.50-397.50	368.75	397.50
600-699	540.00-647.50	624.04	647.50	600-699	482.50-504.00	493.98	504.00
500-599	600.00-715.00	646.97	735.00	500-599	570.00-646.00	603.97	646.00
400-499	650.00-805.00	748.64	805.00	400-499	500.00-685.00	610.41	685.00
<399	720.00-855.00	804.86	900.00	300-399	605.00-680.00	653.46	680.00

Stocker sale at Renfrew Pontiac Livestock: **Dec 16, 2025: 277 Stockers**

Steers	Price Range	Average	Top	Heifers	Price Range	Average	Top
				900+	197.50-342.49	279.00	342.49
700-799	389.99-559.99	508.49	559.99				
600-699	370.00-629.99	559.29	629.99	600-699	370.00-495.00	451.29	495.00
500-599	440.00-740.00	649.50	740.00	500-599	320.00-579.99	513.30	579.99
400-499	529.99-805.00	692.69	805.00	400-499	350.00-750.00	541.80	750.00
<399	500.00-900.00	729.90	900.00	300-399	450.00-559.99	478.30	559.99

Stocker sale at Ontario Livestock Exchange: **December 17, 2025 – 332 Stockers**

Steers	Price Range	Average	Top	Heifers	Price Range	Average	Top
1000+	425.00-482.00	451.43	482.00				
900-999	474.00-490.00	483.64	490.00	900+	387.00-402.50	394.75	402.50

Stocker sale at Ontario Livestock Exchange: **December 18, 2025 – 537 Stockers**

Steers	Price Range	Average	Top	Heifers	Price Range	Average	Top
1000+	335.00-395.00	354.23	410.00				
900-999	340.00-470.00	414.12	470.00	900+	295.00-380.00	348.71	380.00
800-899	310.00-490.00	426.94	495.00	800-899	270.00-410.00	342.86	465.00
700-799	470.00-550.00	515.91	550.00	700-799	305.00-500.00	449.55	500.00
600-699	460.00-600.00	529.39	655.00	600-699	370.00-575.00	476.21	575.00
500-599	590.00-695.00	638.58	695.00	500-599	460.00-630.00	558.22	630.00
400-499	575.00-710.00	650.29	775.00	400-499	475.00-625.00	534.25	640.00
<399	735.00-885.00	782.50	885.00	300-399	400.00-675.00	580.43	750.00

Stocker sale at Ontario Stockyards Inc.: December 18, 2025 – 915 Stockers

Steers	Price Range	Average	Top	Heifers	Price Range	Average	Top
900-999	465.00-470.00	466.72	470.00	900+	235.00-360.00	310.56	360.00
800-899	450.00-520.00	499.72	520.00	800-899	405.00-446.00	422.37	446.00
700-799	485.00-584.00	541.52	584.00	700-799	320.00-485.00	406.50	485.00
600-699	515.00-640.00	591.31	652.50	600-699	390.00-532.50	485.03	532.50
500-599	475.00-630.00	564.77	702.50	500-599	480.00-570.00	525.66	575.00
400-499	490.00-690.00	580.17	760.00	400-499	470.00-620.00	563.73	715.00
<399	600.00-805.00	673.54	820.00	300-399	450.00-667.50	559.43	667.50

This will be our last sale for 2025. Thank you to all our customers, both buyers and sellers, for your patronage in 2025 and we look forward to working with you in 2026! Our first sale back will be Monday, January 5th, 2026.

WEEKLY LIVE CATTLE EXPORTS - ONTARIO (USDA)

	Week ending Dec 6, 2025	Previous Week	Year to Date
Total live slaughter cattle exported through Ontario ports to the U.S.	4,885	2,502	167,205
Steers & Heifers & Cows	4,721	2,471	161,158
Bulls	164	31	6,047

LIVE CATTLE – CANADA (AAFC/USDA)

IMPORTS	Import % change from 2024 YTD	EXPORTS	Export % change from 2024 YTD
Jan 1- Sep 30/2025		Jan 1- Nov 29/25	
Pure bred	1,603 -50%	Processing steers, heifers & cows	503,633 -6%
Non-pure bred	293,716 20%	Feeder cattle & calves	130,793 -9%
		Bulls	27,027 -7%
		Breeding/other	17,999 27%
		Total	679,452 -6%

FEDERALLY INSPECTED PROCESSING - Canfax/CBGA

	Week Ending Dec 13, 2025	# of hd change from week ago	YTD	% Change (Week Ago)	% Change (Year Ago)
ONTARIO	11,206	-340	493,505	-3%	4.7%
CANADA	58,456	-442	2,725,726	-1%	-6%
Western Processing	45,525	-305	2,155,965	-1%	-8%
Eastern Processing	12,931	-137	569,761	-1%	3%

AVERAGE CARCASS WEIGHTS – Canfax/CBGA

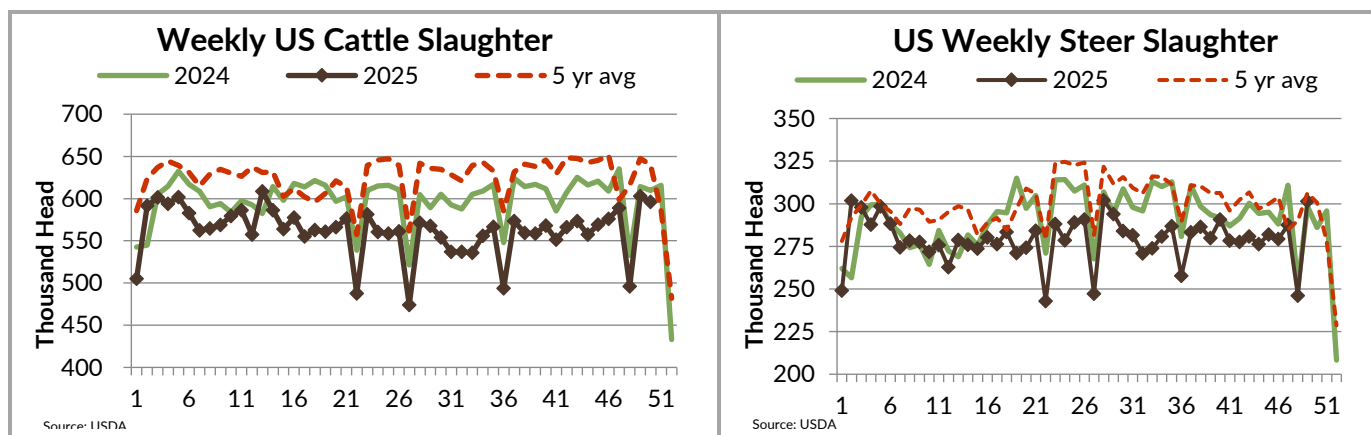
	CANADA		ONTARIO	
Week ending	Steers	Heifers	Steers	Heifers
13-Dec-25	993	900	1,002	888
6-Dec-25	1,003	902	1,008	893
14-Dec-24	968	878	997	859

DOMESTIC BEEF PRODUCTION – CANADA (million pounds) (Canfax/CBGA)

	December 13, 2025	Wk ago chg	YTD	YTD chg
Fed	47.8	-2%	2,154.8	-5%
Non-Fed	6.9	1%	304.2	-3%
Total	54.7	-2%	2,459.1	-5%

USDA ESTIMATED CATTLE PROCESSING VOLUME

	Week Ending December 20, 2025	Previous Week	Year Ago
Grand Total	587,000	596,000	616,000



QUEBEC ELECTRONIC AUCTION MARKET (F.O.B. THE FEEDLOT)

For the week ending December 18, 2025

Price

N/A

Change from Last Week

N/A

ALBERTA DIRECT TRADE

Alberta's direct trade: for the week ending December 18, 2025

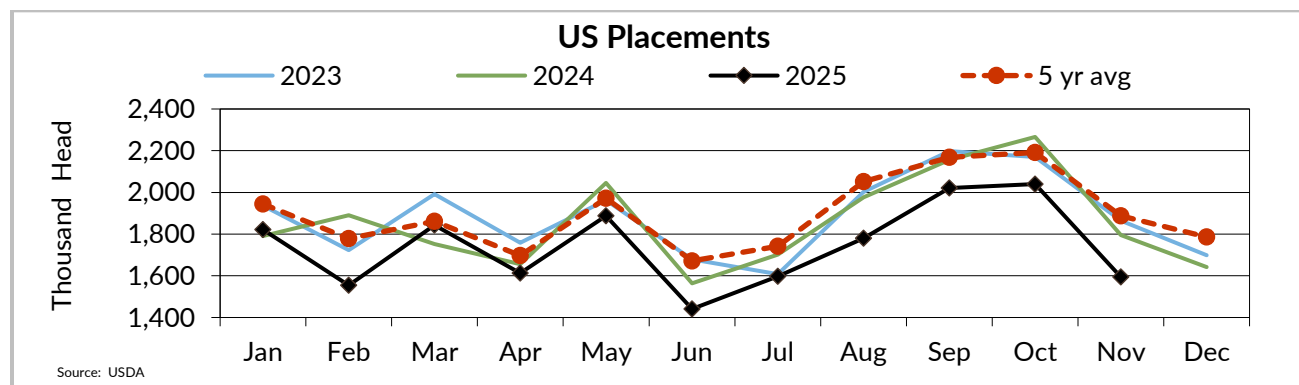
Steers	Live- FOB	N/A	Rail- FOB	492.00-493.50
Heifers	Live- FOB	N/A	Rail- FOB	492.00-493.50

U.S. TRADE (U.S. funds)

The U.S. cash cattle trade: for the week ending December 18, 2025

Choice and Select Steers and Heifers:

Live	220.00-228.00
Rail	354.00-363.00



U.S. BOXED BEEF CUT-OUT VALUES (U.S. funds)

	Choice 600-900	Select 600-900
Current Five-Day Average	357.83	346.20

CANADIAN BEEF EXPORTS Jan 1 – Sep 30/2025 (AAFC)

	Tonnes	% chg	vol chg		Tonnes	% chg	vol chg
United States	268,197	-3%	-7,532	Mexico	24,074	7%	1,476
Japan	30,525	-11%	-3,904	South Korea	10,704	-5%	-592
Vietnam	9,040	5%	434	Total	355,795	-3%	-12,053

BEEF IMPORTS – CANADA (AAFC)

	Jan 1 – Dec 6, 2025	Last Year Same Time	% Change
United States	91,178	95,135	-4%
Australia	47,753	28,380	68%
New Zealand	32,052	25,057	28%
Uruguay	11,739	11,211	5%
Mexico	7,338	10,506	-30%
Non-CUSMA	113,177	78,624	44%
EU-27 (beef/veal total)	11,356	13,787	-18%
Total	314,593	262,700	20%

CHICAGO MERCANTILE EXCHANGE

Closing quotes on futures **today** were as follows:

Live Cattle			Feeder Cattle			Corn		
Dec	230.40	+1.98	Jan	345.60	+5.33	Mar	4.436	-0.6
Feb	230.80	+2.40	Mar	339.40	+4.80	May	4.514	-0.6
Apr	230.00	+1.85	Apr	337.60	+4.43	Jul	4.574	-0.4
Jun	223.83	+1.73	May	334.88	+4.08	Sep	4.510	-0.2
Aug	220.15	+1.73	Aug	334.73	+4.13	Dec	4.620	-0.2
Oct	218.93	+1.75	Sep	332.92	+4.33	Mar	4.752	-0.4

Soybeans			Soft Red Winter Wheat			Canadian \$		
	US \$/bu			US \$/bu				
Jan	10.492	-3.0	Mar	5.096	+2.0	Spot	72.53	-0.02
Mar	10.594	-2.4	May	5.204	+1.6	Mar	72.80	-0.06
May	10.704	-2.6	Jul	5.316	+2.0	Jun	73.07	-0.03
Jul	10.820	-3.0	Sep	5.450	+1.2	Sep	73.27	-0.04
Aug	10.790	-3.0	Dec	5.630	+1.0	Dec	73.43	-0.03
Sep	10.636	-3.0	Mar	5.790	+0.4	Mar	73.55	-0.04

Beef Farmers of Ontario | Phone: 519.824.0334 | Fax: 519.824.9101 | Email: markets@ontariobeef.com

ONTARIO STOCKER & FEEDER SPECIAL FALL SALES

Jan 23	11:00 AM	Hoards Station Sale Barn	Quinte Sale-100% Vaccinated, catalogued- Farm Fresh
Jan 24	11:00 AM	Denfield Livestock Exchange	Annual January Stocker Sale
Jan 28	10:00 AM	Kawartha Lakes Community Sale Barn	Peterborough Cattlemen/ Victoria Beef Producers
Mar TBD	11:00 AM	Hoards Station Sale Barn	Quinte Sale-Vaccinations preferred, catalogued- Farm Fresh
Apr 22	10:00 AM	Kawartha Lakes Community Sale Barn	KLC Calf & Yearling Sale
May 2	10:00 AM	Algoma Co-op Livestock Sales-Thessalon	Stockers- Farm fresh, 50% vaccinated, sold in farmer lots
May 6	10:00 AM	Kawartha Lakes Community Sale Barn	Peterborough Cattlemen/ Victoria Beef Producers
May 7	10:00 AM	Grey-Bruce Livestock Co-op-Wiarton	Stocker Sale – 90% vaccinated
May TBD	11:00 AM	Hoards Station Sale Barn	Quinte Sale-100% Vaccinated, catalogued- Farm Fresh

Comments for the week ending December 18, 2025

Fed steers and heifers sold through auction markets this week at 408 head, were up 26 head from the previous week and 114 head smaller than the same time last year. Fed steers averaged \$301.69/cwt, up \$1.36/cwt from the previous week's trade and \$48.17/cwt above year ago prices. Fed heifers averaged \$302.49/cwt, up \$3.84/cwt from last week and \$48.58/cwt higher than last year. Auction markets reported that fed steers and heifers sold \$3.00-5.00 higher.

In Ontario, the market tone is stronger today, dressed sales have been reported up to \$520/cwt delivered, \$10/cwt higher than prices seen earlier in the week and \$20/cwt higher than last week. For the week ending December 13th, Eastern Canadian processing was 2.2% above a year ago and 3.6% higher than the five-year average. YTD processing is up 3% from a year ago, with steers up 2% and heifers up 4%, cows up 9% and bulls down 16%. For the week ending December 6th, Eastern fed cattle and cow exports to the U.S. were 5,115 head, 22% above last year and 67% above the five-year average. YTD Eastern fed cattle and cow exports were up 2% from last year.

Cull cow receipts sold through auction markets this week were 2,985 head, up 375 head from last week and up 60 head from last year. Cows averaged \$165.62/cwt, up \$1.63/cwt from last week and up \$31.16/cwt from last year. Beef cow prices averaged \$177.10/cwt, up \$5.66/cwt from the previous week's trade and \$34.65/cwt above year ago prices. Cows sold steady.

Total receipts were 9,600 head this week with receipts of 4,111 stocker and feeder cattle sold through Ontario auction markets, up 251 head from the previous week and 494 head fewer than the same week last year. Auction markets reported stockers continue to sell at firm to higher prices and feeder cattle sold actively at stronger prices. In the feeder market, steer prices were up \$16.68/cwt on average compared to last week with heifers up \$20.47/cwt. Actual average prices collected this week saw steers from 400-500 lbs trading \$13.88/cwt stronger than last week on average, 500-600 lbs up \$6.73/cwt, 600-700 lbs up \$21.81/cwt, 700-800 lbs up \$28.26/cwt, 800-900 lbs were up \$19.29/cwt, steers 900-1000 lbs up \$17.54/cwt and steers 1,000 lbs plus averaged \$9.24/cwt stronger than the previous week's weighted average prices. Heifers from 300-400 lbs were up \$4.33/cwt from last week on average, 400-500 lbs up \$14.28/cwt, 500-600 lbs up \$40.59/cwt, 600-700 lbs up \$37.61/cwt, 700-800 lbs up \$45.36/cwt, 800-900 lbs up \$0.85/cwt and heifers 900 lbs and over averaged \$0.29/cwt stronger than the previous week's weighted average prices. For the week ending December 6th, Eastern feeder exports to the U.S. were 729 head, 29% lower than last year and 12% lower than the five-year average. YTD Eastern feeder exports are down 22% from last year.

The Quebec electronic market prices are not available at press time.

Alberta direct trade last week saw dressed sales reported from \$493-495/cwt delivered. Cattle that traded were scheduled for delivery through the month of January. For the first half of December, Alberta fed prices have been trading at a \$19/cwt discount against the Nebraska market. On December 17th, dressed sales reported at \$495/cwt delivered, steady to a couple of dollars higher than last week. For the week ending December 13th, Western Canadian fed processing was 39,231 head, 2.5% lower than last year. Over the past two weeks, Canadian fed beef production is roughly 3% higher than year ago levels due to heavier carcass weights. Canadian beef exports for the month of September were 1% larger than last year.

The U.S. cash cattle trade last week saw dressed sales in Iowa and Nebraska range from \$353-355/cwt, \$10-15/cwt higher than the previous week. In the North, live sales started at \$226/cwt to \$227/cwt, however, by Thursday sales were at \$230/cwt. Live sales in Texas and Kansas were at \$230/cwt, \$4-5/cwt stronger. On December 18th, live bids of \$228/cwt and dressed bids of \$355/cwt have been reported in Nebraska. Both live and dressed bids are steady with last week. Business in the Southern US has been quiet. US beef exports for the month of September were 24% below last year.

In the U.S. last week, Choice ended the week \$5/cwt softer than last week with Select easing \$7/cwt lower. Cutouts are \$43-63/cwt stronger than last year. Lean 90% trim dipped \$2/cwt with fatty 50% trim eased \$23/cwt lower. USDA released its World Supply and Demand report last week and beef production for 2026 was revised higher primarily behind larger carcass weights. The most dramatic change on this month's report was beef imports. Beef import forecasts for 2026 were increased by 10 percentage points or 500 million pounds on the recent lowering/removal of tariffs for certain countries. US imports are now forecast to be 2% larger compared to 2025.