WEEKLY MARKET INFORMATION REPORT – FOR THE WEEK ENDING

THURSDAY NOVEMBER 12, 2026

The following information is collected from various sources and disseminated by Beef Farmers of Ontario.

ONTARIO DIRECT TO PACKER RAILGRADE CATTLE TRADE

Prices are on a carcass weight basis before grade and weight discounts:

A Grade Steers 500.00
A Grade Heifers N/A

ONTARIO LIVE CATTLE TRADE

Ontario auction sales this week saw weighted average price ranges for:

FED CATTLE	Volume	Price Range	Average	Top	Last Week Avg
Large Frame Steers +1250	100	266.93-291.50	278.83	354.00	281.97
Medium Frame Steers +1250	152	266.92-286.72	275.44	340.00	275.38
Large & Medium Frame Steers +1250	251	267.79-289.70	277.18	354.00	277.68
Large Frame Heifers +1000	86	261.39-288.22	277.39	390.00	287.56
Medium Frame Heifers +1000	78	250.62-289.84	273.89	340.00	284.93
Large & Medium Frame Heifers +1000	164	258.09-290.21	276.26	390.00	285.88
Fed steers, Dairy & Dairy Cross +1250	58	233.65-271.90	258.79	280.00	267.73
Fed heifers, Dairy & Dairy Cross +1000	69	158.42-255.74	216.39	284.00	238.91
Cows - All Weights	2224	119.94-186.28	147.44	548.00	143.85
Bulls - All Weights	157	174.42-242.65	209.56	510.00	191.92

STOCKERS - Large and Medium Frame

STEERS	Volume	Price Range	Average	Top	Last Week Avg
1000+	594	369.10-439.51	408.50	453.00	426.10
900-999	174	386.49-444.92	418.68	457.50	437.06
800-899	201	352.31-455.90	414.67	502.00	480.37
700-799	436	447.72-534.98	494.50	576.00	526.39
600-699	971	495.72-606.51	564.22	675.00	580.30
500-599	1142	517.14-669.87	611.64	770.00	630.75
400-499	588	588.46-774.35	686.07	861.00	674.85
<399	252	591.49-816.82	719.67	920.00	714.04

STOCKERS - Large and Medium Frame

HEIFERS	Volume	Price Range	Average	Top	Last Week Avg
+900	391	334.47-403.34	374.06	462.50	385.54
800-899	181	294.01-418.04	368.41	470.00	414.28
700-799	135	338.19-435.67	400.94	517.00	450.41
600-699	548	437.55-562.55	506.85	624.00	514.97
500-599	853	489.29-608.52	554.77	665.00	569.97
400-499	512	531.85-669.33	600.31	740.00	603.82
300-399	216	567.93-722.11	641.78	860.00	633.31
<299	43	649.07-732.44	690.39	1000.00	702.26

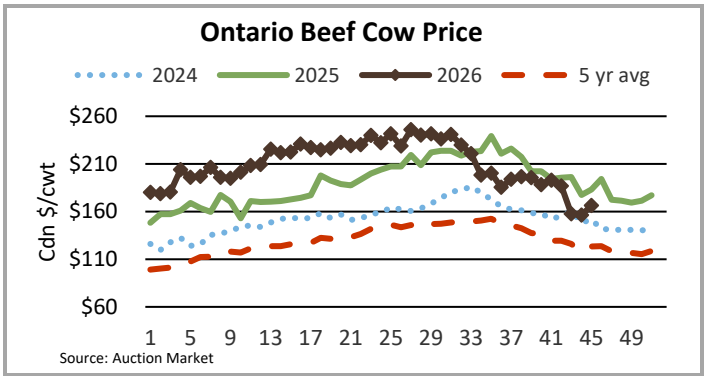

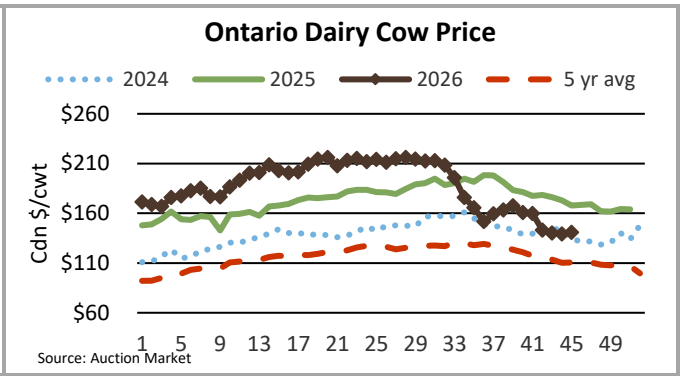

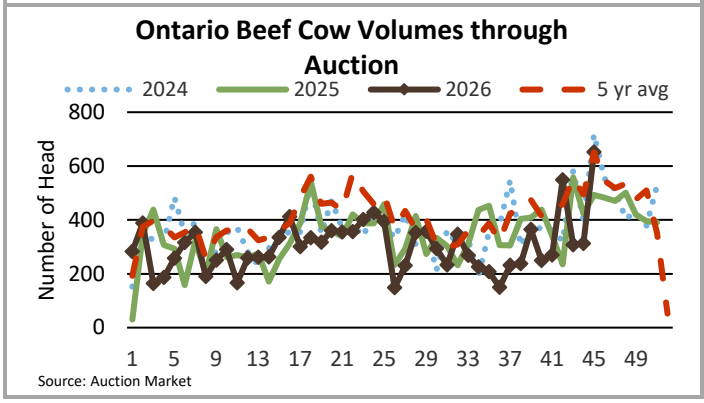

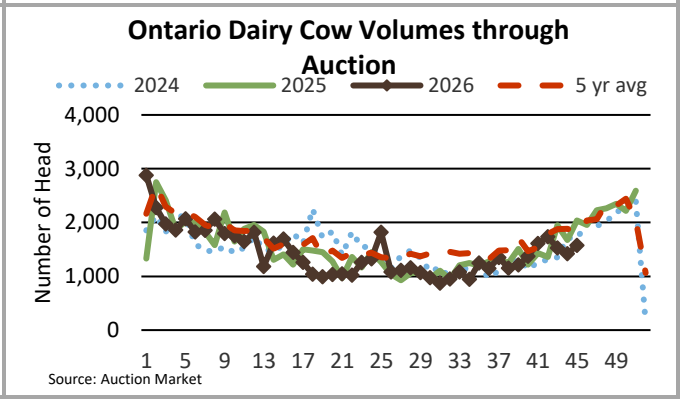

At **Kawartha Lakes Community Sale Barn**: **Nov 7, 2026– 121 cows, 13 fed, 67 stockers, 11 bulls, 54 veal**

	Price Range	Avg	Top
Cows	131.00-190.00	148.50	230.00
Bulls under 1600 lbs	138.00-262.50	213.20	262.50
Bulls over 1600 lbs	162.50-199.00	178.12	199.00
Veal over 600 lbs	225.00-310.00	262.35	310.00
Veal under 126 lbs	675.00-2000.00	1336.48	2050.00

At Denfield Livestock Exchange Inc.: **Nov 10, 2026 – 116 Fed Cattle, 82 Cows, 6 Bulls, 5 Veal, 121 Drop Calves**

	Price Range	Average	Top
Large & Medium Frame Fed Steers +1250 lbs	273.50-304.00	287.32	354.00
Large & Medium Frame Fed Heifers +1000 lbs	260.00-298.50	283.30	310.00
Fed Heifers, Dairy & Dairy Cross +1000 lbs	225.00-284.00	258.00	284.00
Cows	120.00-159.00	141.85	205.00
Bulls over 1600 lbs	170.00-208.00	188.20	208.00

At **Aylmer Stockyards Inc.**: **Nov 11, 2026 – 42 Fed cattle, 18 Stockers, 189 Cows, 7 Bull , 11 Veal**

	Price Range	Average	Top
Large & Medium Frame Fed Steers +1250 lbs	260.00-283.00	276.50	283.00
Large & Medium Frame Fed Heifers +1000 lbs	237.50-279.00	258.49	279.00
Fed Steers, dairy & dairy cross 1250+ lbs	254.99-266.00	259.69	266.00
Fed Heifers, dairy & dairy cross 1000+ lbs	177.49-264.99	234.90	264.99
Cows	91.00-197.50	143.59	200.99
Bulls under 1600 lbs	180.00-260.00	227.89	260.00
Bulls over 1600 lbs	183.00-187.00	185.00	187.00
Veal 600 lbs and over	327.00-379.99	345.29	379.99

ONTARIO STOCKER & FEEDER TRADE

Stocker sale at **Keady Livestock Market.**: **November 6, 2026 – 1,225 Stockers**

Steers	**Price Range**	**Average**	**Top**	***Heifers***	**Price Range**	**Average**	**Top**
700-799	509.00-576.00	540.59	576.00				
600-699	570.00-652.50	608.38	662.50	**600-699**	507.00-624.00	558.68	624.00
500-599	625.00-690.00	653.29	725.00	**500-599**	570.00-645.00	612.30	647.50
400-499	725.00-820.00	764.71	820.00	**400-499**	646.00-730.00	679.25	740.00
<399	775.00-920.00	882.78	920.00	**300-399**	660.00-780.00	714.88	860.00
				<299	720.00-760.00	742.22	760.00

Stocker sale at **Brussels Livestock:** November 6, 2026 – 1,641 Stockers

Steers	Price Range	Average	Top	*Heifers*	Price Range	Average	Top
1000+	350.00-435.50	398.57	448.00				
900-999	415.00-457.50	435.12	457.50	900+	341.00-407.00	380.52	415.00
800-899	418.00-485.50	457.55	492.50	800-899	370.00-419.00	393.81	419.00
700-799	471.00-547.00	503.42	547.00	700-799	370.00-445.00	415.14	445.00
600-699	527.50-587.50	550.98	587.50	600-699	425.00-519.00	478.97	519.00
500-599	532.50-634.00	589.87	647.50	500-599	490.00-575.00	541.48	575.00
400-499	610.00-705.00	659.28	750.00	400-499	460.00-595.00	524.83	632.50
<399	665.00-780.00	695.00	815.00	300-300	537.50-625.00	577.73	730.00

Stocker sale at **Denfield Livestock Exchange Inc.:** November 7, 2026 – 814 Stockers

Steers	Price Range	Average	Top	*Heifers*	Price Range	Average	Top
900-999	320.00-435.00	386.43	435.00	*900+*	360.00-462.50	424.46	462.50
800-899	372.50-468.00	444.73	468.00				
700-799	517.50-562.00	546.70	562.00	700-799	400.00-465.00	448.33	517.00
600-699	570.00-635.00	605.70	675.00	600-699	495.00-600.00	542.19	600.00
500-599	565.00-680.00	629.17	770.00	500-599	530.00-620.00	578.28	665.00
400-499	540.00-700.00	625.16	800.00	400-499	530.00-700.00	612.03	730.00
<399	740.00-780.00	766.25	780.00	300-399	600.00-710.00	663.13	710.00

Stocker sale at **Rainy River:** November 7, 2026 – 915 Stockers

Steers	Price Range	Average	Top	*Heifers*	Price Range	Average	Top
1000+	317.49-420.00	353.60	420.00				
				900+	327.49-395.00	347.90	395.00
				800-899	364.99-459.99	434.90	459.99
700-799	445.00-520.99	500.19	520.99				
600-699	400.00-619.89	554.49	619.89	600-699	420.00-530.99	503.09	530.99
500-599	409.99-700.00	611.69	700.00	500-599	434.99-634.99	544.89	634.99
400-499	570.00-815.00	686.80	815.00	400-499	525.00-704.99	610.79	704.99
<399	490.00-850.00	698.00	850.00	300-399	579.99-784.99	676.19	784.99

Stocker sale at **Hoard's Station Sale Barn:** November 10, 2026 – 193 Stockers

Steers	Price Range	Average	Top	*Heifers*	Price Range	Average	Top
				800-899	400.00-400.00	400.00	400.00
700-799	305.00-465.00	393.75	480.00	700-799	310.00-428.00	393.46	428.00
600-699	475.00-567.50	555.26	567.50	600-699	457.50-482.50	471.94	482.50
500-599	540.00-644.00	604.30	644.00	500-599	490.00-523.50	516.52	630.00
400-499	590.00-750.00	649.00	780.00	400-499	566.00-601.00	585.54	660.00
<399	635.00-800.00	721.11	800.00	300-399	540.00-625.00	593.50	625.00

Stocker sale at **Keady Livestock Market:** November 10, 2026 – 285 Stockers

Steers	Price Range	Average	Top	*Heifers*	Price Range	Average	Top
				900+	375.00-432.00	406.58	432.00
800-899	250.00-382.50	285.19	450.00	800-899	412.50-446.00	423.04	446.00
700-799	475.00-512.50	494.72	512.50	700-799	365.00-415.00	400.00	415.00
600-699	520.00-620.00	584.83	620.00	600-699	435.00-552.50	515.77	552.50
500-599	560.00-680.00	626.59	700.00	500-599	502.50-585.00	539.77	585.00
400-499	670.00-861.00	814.27	861.00				
<399	910.00-910.00	910.00	910.00				

Stocker sale at **Renfrew Pontiac Livestock:** November 10, 2026 – 473 Stockers

Steers	Price Range	Average	Top	*Heifers*	Price Range	Average	Top
700-799	310.00-520.00	445.80	520.00				
600-699	370.00-584.99	530.70	584.99	600-699	320.00-570.00	503.39	570.00
500-599	409.99-690.00	582.09	690.00	500-599	329.99-607.50	518.90	607.50
400-499	490.00-774.89	678.59	774.89	400-499	434.99-659.99	565.89	659.99
<399	625.00-819.99	735.59	819.99	300-399	429.99-750.00	554.30	750.00

Stocker sale at **Ontario Livestock Exchange:** November 11, 2026 – 345 Stockers

Steers	Price Range	Average	Top	*Heifers*	Price Range	Average	Top
1000+	396.00-453.00	427.67	453.00				
900-999	380.00-454.00	427.36	454.00				
800-899	502.00-502.00	502.00	502.00				

Stocker sale at **Ontario Livestock Exchange:** November 12, 2026 – 644 Stockers

Steers	Price Range	Average	Top	*Heifers*	Price Range	Average	Top
1000+	312.50-380.00	349.08	385.00				
900-999	325.00-442.50	390.91	442.50	***900+***	290.00-370.00	335.83	370.00
800-899	280.00-400.00	367.50	430.00	**800-899**	38.00-385.00	255.10	400.00
700-799	400.00-510.00	448.78	520.00	**700-799**	275.00-425.00	364.50	425.00
600-699	430.00-585.00	534.62	585.00	**600-699**	350.00-480.00	437.22	480.00
500-599	510.00-620.00	564.13	640.00	**500-599**	485.00-550.00	513.37	550.00
400-499	525.00-840.00	669.23	840.00	**400-499**	550.00-600.00	581.35	645.00
<399	240.00-800.00	584.83	850.00	**300-399**	625.00-690.00	644.35	700.00
				<299	600.00-800.00	725.83	1000.00

Stocker sale at **Ontario Stockyards Inc:** November 12, 2026 – 714 Stockers

Steers	Price Range	Average	Top	*Heifers*	Price Range	Average	Top
1000+	262.50-351.00	317.38	351.00				
800-899	240.00-447.50	375.68	459.00	**800-899**	385.00-454.00	433.21	454.00
700-799	417.50-510.00	462.90	510.00	**700-799**	300.00-440.00	389.75	495.00
600-699	481.00-561.00	527.89	577.50	**600-699**	400.00-580.00	490.64	580.00
500-599	505.00-615.00	581.77	637.50	**500-599**	472.50-617.50	540.84	617.50
400-499	510.00-690.00	613.28	720.00	**400-499**	515.00-640.00	590.14	647.50
<399	580.00-765.00	664.69	830.00	**300-399**	550.00-740.00	654.46	790.00

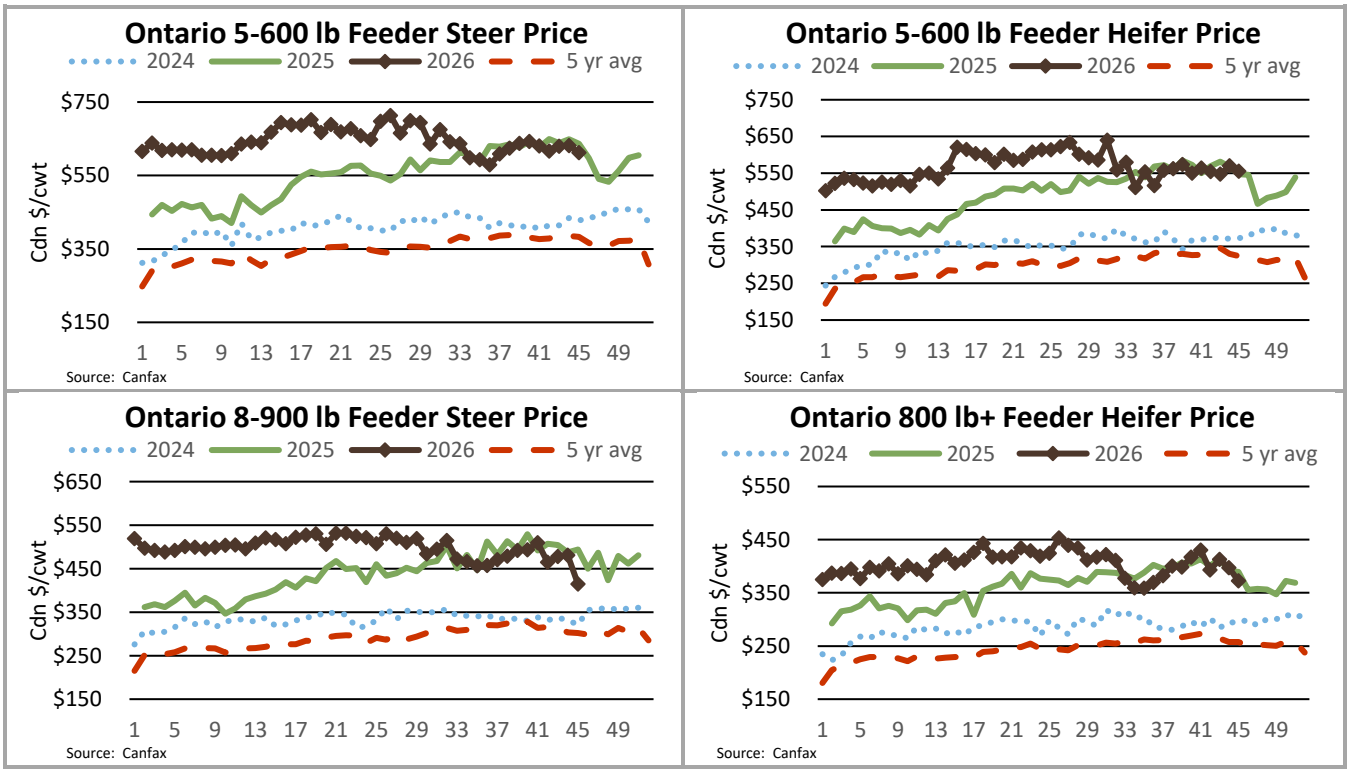

WEEKLY LIVE CATTLE EXPORTS - ONTARIO (USDA)

	Week ending October 31, 2026	Previous Week	Year to Date
Total live slaughter cattle exported	3,041	2,404	128,048
through Ontario ports to the U.S.			
Steers & Heifers & Cows	2,791	2,230	122,128
Bulls	250	174	5,920

LIVE CATTLE – CANADA (AAFC/USDA)

IMPORTS		*Import % change from 2025 YTD*	*EXPORTS*		*Export % change from 2025 YTD*
Jan 1- Sep 30/2026			*Jan 1- Oct 24/26*		
Pure bred	6,631	246%	Processing steers, heifers & cows	356,192	-19%
Non-pure bred	400,368	35%	Feeder cattle & calves	103,787	-15%
			Bulls	23,387	1%
			Breeding/other	16,954	11%
			Total	500,320	-16%

FEDERALLY INSPECTED PROCESSING - Canfax/CBGA

	Week Ending November 7, 2026	*# of hd change from week ago*	*YTD*	*% Change (Week Ago)*	*% Change (Year Ago)*
ONTARIO	11,097	867	432,517	8%	1.5%
CANADA	66,801	8,098	2,387,179	14%	0%
Western Processing	53,958	7,242	1,884,499	16%	0%
Eastern Processing	12,843	856	502,680	7%	2%

AVERAGE CARCASS WEIGHTS – Canfax/CBGA

	CANADA		ONTARIO	
Week ending	*Steers*	*Heifers*	*Steers*	*Heifers*
7-Nov-26	1,006	936	1,029	891
31-Oct-26	994	905	1,008	885
1-Nov-25	961	891	938	864

DOMESTIC BEEF PRODUCTION – CANADA (million pounds) (Canfax/CBGA)

	November 7, 2026	Wk ago chg	YTD	YTD chg
Fed	55.9	15%	1,927.8	3%
Non-Fed	8.5	20%	282.2	7%
Total	64.4	15%	2,210.0	4%

USDA ESTIMATED CATTLE PROCESSING VOLUME

	Week Ending November 14, 2026	*Previous Week*	*Year Ago*
Grand Total	545,000	534,000	576,000

CANADIAN BEEF EXPORTS Jan 1 – Sep 30/2026 (Statistics Canada)

	YTD 2026	*YTD 2025*	*% Change*
United States	267,349	268,213	0%
Mexico	30,110	24,074	25%
Japan	23,306	30,672	-24%
SE Asia (excl Taiwan)	12,383	10,936	13%
South Korea	4,435	10,636	-58%
Other	40,714	11,407	257%
Total	378,297	355,938	6%

CANADIAN BEEF IMPORTS Jan 1 – Sep 30/2026 (Statistics Canda)

	YTD 2026	*YTD 2025*	*% Change*
United States	54,069	65,887	-18%
Australia	48,782	34,547	41%
New Zealand	34,317	26,804	28%
Mercosur	33,941	28,813	18%
Mexico	11,629	9,900	17%
EU 27	11,514	11,734	-2%
UK	3,180	4,410	-28%
Other	2,121	1,559	36%
Total	199,552	183,654	9%

QUEBEC ELECTRONIC AUCTION MARKET (F.O.B. THE FEEDLOT)

	Price	Change from Last Week
For the week ending November 12, 2026	N/A	N/A

ALBERTA DIRECT TRADE

Alberta's direct trade: for the week ending November 12, 2026

Steers	Live- FOB	N/A	Rail- **FOB**	476.00-477.25
Heifers	Live- FOB	N/A	Rail- **FOB**	476.00-477.50

U.S. TRADE (U.S. funds)

The U.S. cash cattle trade: for the week ending November 12, 2026

Choice and Select Steers and Heifers:	Live	210.00-216.00
	Rail	330.00-335.00

U.S. BOXED BEEF CUT-OUT VALUES (U.S. funds)

	Choice 600-900	Select 600-900
Current Five-Day Average	360.87	351.02

CHICAGO MERCANTILE EXCHANGE

Closing quotes on futures ***today*** were as follows:

Live Cattle			**Feeder Cattle**			**Corn**		
Dec	220.65	+1.75	**Nov**	339.03	+3.35	**Dec**	4.454	+3.0
Feb	224.80	+1.85	**Jan**	335.35	+3.68	**Mar**	4.566	+2.0
Apr	227.90	+1.95	**Mar**	332.05	+3.78	**May**	4.640	+1.2
Jun	224.03	+1.83	**Apr**	330.90	+3.65	**Jul**	4.706	+1.4
Aug	219.98	+2.03	**May**	329.30	+3.68	**Sep**	4.654	+1.4
Oct	217.90	+2.08	**Aug**	329.93	+3.33	**Dec**	4.796	+1.2

Soybeans			**Soft Red Winter Wheat**			**Canadian $**		
	US $/bu			***US $/bu***				
Nov	12.430	+16.0	**Dec**	5.932	+9.0	**Spot**	70.08	-0.03
Jan	12.314	+12.4	**Mar**	6.066	+7.4	**Dec**	70.18	-0.05
Mar	12.372	+12.2	**May**	6.122	+7.2	**Mar**	70.49	-0.05
May	12.444	+12.0	**Jul**	6.174	+6.6	**Jun**	70.94	+0.10
Jul	12.500	+12.4	**Sep**	6.284	+6.4	**Sep**	--	--
Aug	12.326	+12.6	**Dec**	6.444	+5.4	**Dec**	--	--

Beef Farmers of Ontario I Phone: 519.824.0334 I Fax: 519.824.9101 I Email: markets@ontariobeef.com

ONTARIO STOCKER & FEEDER SPECIAL FALL SALES

14-Nov	1:00 PM	Maple Hill Auctions Ltd	Ontario Shorthorn Association Fall Classic
18-Nov	10:00 AM	Kawartha Lakes Community Sale Barn	**Peterborough Cattlemen/ Victoria Beef Producers**
19-Nov	11:00 AM	Ontario Stockyards Inc	Special All Vaccinated Calf Sale
20-Nov	9:00 AM	Keady Livestock Market	Special Local Calf Sale- selling in owner lots
21-Nov	11:00 AM	Denfield Livestock Exchange	Bred Cow & Cow/Calf Pair Sale
21-Nov	12:00 PM	Ontario Stockyards Inc	Bred Cow Sale
21-Nov	1:00 PM	Maple Hill Auctions Ltd	Bred Heifer & Cow Sale

The following is no longer licensed as a livestock dealer:

ANS Livestock
Country Dealer
1158 McAdoo's Lane, Kingston ON K0H 1S0
Phone: 613-544-3038

Omer Poirier Livestock Inc
Country Dealer
20560 Eigg Road, RR1, Alexandria ON K0C 1A0
Phone: 613-525-3020

Comments for the week ending November 12, 2026

Fed steers and heifers sold through auction markets at 416 head, were down 22 head from the previous week and 27 head larger than the same time last year. Fed steers averaged $277.18/cwt, down $0.50/cwt from the previous week's trade and $28.73/cwt below year ago prices. Fed heifers averaged $276.26/cwt, down $9.62/cwt from the previous week and $29.83/cwt lower than last year. Fed steers and heifers sold steady at Brussels Livestock.

In Ontario, light trade has been reported at $500/cwt delivered, $5/cwt lower compared to two weeks ago. For the week ending October 31st, Eastern Canadian processing was 4.4% below a year ago and 10.9% below the five-year average. YTD processing is 2% above a year ago, with steers up 2% and heifers up 5%, cows up 1% and bulls down 34%. For the week ending October 31st, 2026, Eastern fed cattle and cow exports to the U.S. were 2,958 head, 20% lower than last year and steady with the five-year average. YTD Eastern fed cattle and cow exports were down 10% from last year.

Cull cow receipts sold through auction markets were 2,224 head, 490 head larger than the previous week and down 215 head from last year. Cows averaged $147.44/cwt, up $3.59/cwt from the previous week and down $26.74/cwt from last year. Beef cow prices averaged $166.26/cwt, up $9.85/cwt from the previous week's trade and $27.91/cwt below year ago prices. Cull cows sold steady to slightly higher.

Total receipts were 11,720 head with larger receipts of 7,237 stocker and feeder cattle selling through Ontario auction markets, down 267 head from the previous week and 306 head more than the same week last year. In the feeder market, steer prices were down $22.51/cwt on average compared to last week with heifers down $17.88/cwt. Auction markets reported that all classes of stocker and feeder cattle sold steady. Actual average prices collected this week saw steers from 400-500 lbs trading $11.22/cwt stronger than last week on average, 500-600 lbs down $19.11/cwt, 600-700 lbs down $16.08/cwt, 700-800 lbs down $31.89/cwt, 800-900 lbs down $65.70/cwt, steers 900-1000 lbs down $18.38/cwt and steers 1000 lbs plus averaged $17.60/cwt weaker than the previous week's weighted average prices. Heifers from 300-400 lbs were up $8.47/cwt from last week on average, 400-500 lbs down $3.51/cwt, 500-600 lbs down $15.20/cwt, 600-700 lbs down $8.12/cwt, 700-800 lbs down $49.47/cwt, 800-900 lbs down $45.87/cwt and heifers 900 lbs and over averaged $11.48/cwt weaker than the previous week's weighted average prices. For the week ending October 31st, 2026, Eastern Canadian feeder exports to the U.S. were 617 head, 46% lower than last year, and 43% below the five-year average. YTD Eastern Canadian feeder exports are down 9% from last year.

The Quebec electronic market prices were not available at press time.

Alberta direct trade last week saw dressed sales reported at $490/cwt delivered. Cattle that traded were scheduled for delivery throughout the month of December. Historically large US feeder cattle import volumes last fall has to a certain degree under pinned the fed cattle market. At least one Western Canadian packer was not bidding on cattle. Averaging in the low $290's/cwt, weighted average steer prices established new annual lows. As fed cattle prices drift lower, it should be noted a lot of the cattle coming to market right now have breakevens on either side of $330/cwt suggesting some feedlot closeouts are close to $600/head in the red. For the week ending October 31st, Western Canadian fed processing was 40,691 head, 4.1% above last year.

Trade in the U.S. last week saw live sales in the Northern feeding states start at $218/cwt but fell to $210/cwt by the end of the week, down $8-11/cwt from the previous week. Dressed sales in the North ranged from $335-340/cwt, down $10-15/cwt. Sales in Texas and Kansas were reported at $218/cwt, down $7/cwt from the previous week. Since the end of October, live cattle futures have dropped $17/cwt, while feeder cattle futures are down $26/cwt. The Choice cutout looks to have exhausted its current support level, easing $6/cwt lower. Select is still trying to hold on, ending the week $0.50/cwt stronger.

Fatty 50% trim has straddled $90/cwt for the past eight weeks and is only modestly above fourth quarter 2024 levels. Ground beef (73%) has been stable near $235/cwt for the past three weeks, also near 2024 levels. In September, US beef exports were steady with last year. Shipments increased to South Korea, Hong Kong, Taiwan and China. Year-to-date beef exports are down 13% from last year. US beef imports in September were up 49% from last year. Brazil was the top supplier. However, it is important to remember that tariffs were limiting import volumes in September 2025.