WEEKLY MARKET INFORMATION REPORT – FOR THE WEEK ENDING

THURSDAY NOVEMBER 19, 2026

The following information is collected from various sources and disseminated by Beef Farmers of Ontario.

ONTARIO DIRECT TO PACKER RAILGRADE CATTLE TRADE

Prices are on a carcass weight basis before grade and weight discounts:

A Grade Steers	480.00
A Grade Heifers	480.00

ONTARIO LIVE CATTLE TRADE

Ontario auction sales this week saw weighted average price ranges for:

FED CATTLE	Volume	Price Range	Average	Top	Last Week Avg
Large Frame Steers +1250	78	262.04-300.45	279.98	317.00	278.83
Medium Frame Steers +1250	145	269.40-284.92	275.96	317.00	275.44
Large & Medium Frame Steers +1250	221	266.94-288.60	276.64	317.00	277.18
Large Frame Heifers +1000	57	266.01-295.88	278.72	347.50	277.39
Medium Frame Heifers +1000	125	264.39-295.71	282.38	317.50	273.89
Large & Medium Frame Heifers +1000	182	258.49-298.02	280.47	347.50	276.26
Fed steers, Dairy & Dairy Cross +1250	56	218.86-266.95	247.68	276.00	258.79
Fed heifers, Dairy & Dairy Cross +1000	112	166.34-258.41	230.35	270.00	216.39
Cows - All Weights	1920	109.78-167.91	139.92	275.00	147.44
Bulls - All Weights	116	175.01-208.76	192.59	477.50	209.56

STOCKERS - Large and Medium Frame

STEERS	Volume	Price Range	Average	Top	Last Week Avg
1000+	948	384.01-431.25	409.26	456.00	408.50
900-999	448	421.88-457.74	440.80	477.50	418.68
800-899	199	369.82-442.20	415.91	480.00	414.67
700-799	258	434.67-515.57	476.63	560.00	494.50
600-699	572	459.80-580.96	530.12	628.00	564.22
500-599	654	509.96-657.52	590.47	742.50	611.64
400-499	329	551.22-740.11	654.67	875.00	686.07
<399	169	484.44-825.12	704.14	1150.00	719.67

STOCKERS - Large and Medium Frame

HEIFERS	Volume	Price Range	Average	Top	Last Week Avg
+900	341	309.26-410.12	360.89	442.00	374.06
800-899	174	341.45-415.76	388.95	442.50	368.41
700-799	150	326.31-431.55	391.96	460.00	400.94
600-699	285	391.35-516.95	459.90	570.00	506.85
500-599	413	469.72-597.43	538.92	650.00	554.77
400-499	362	491.30-657.19	588.88	800.00	600.31
300-399	119	537.02-708.49	622.19	820.00	641.78
<299	24	450.00-767.29	621.87	1300.00	690.39

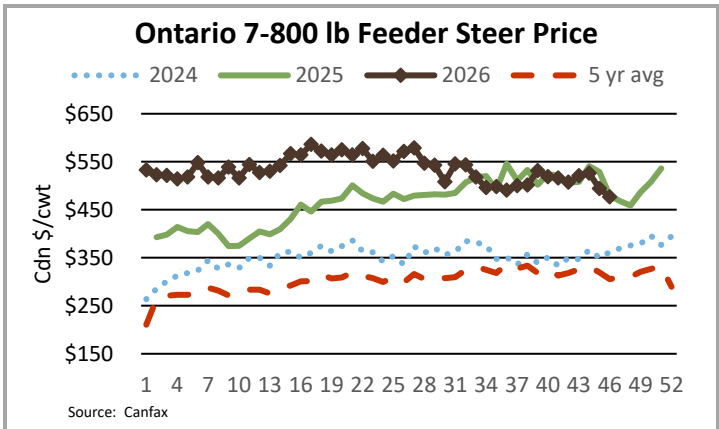

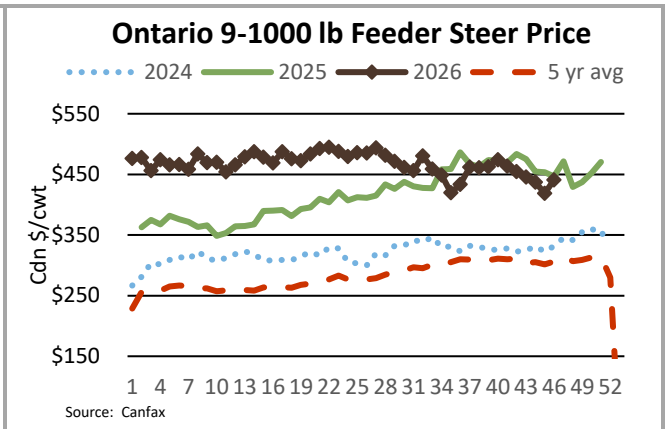

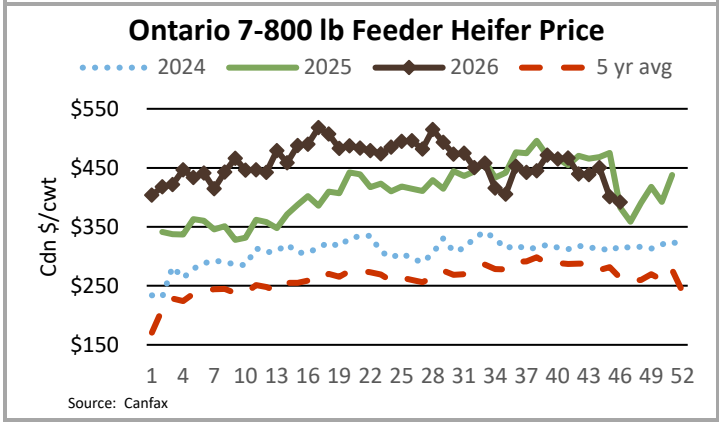

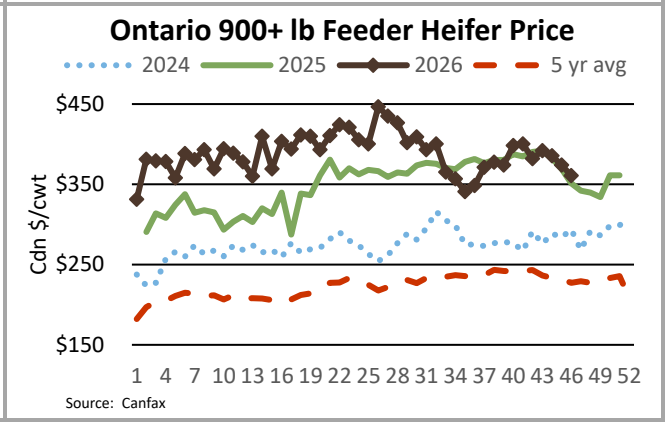

At **Kawartha Lakes Community Sale Barn**: Nov 14, 2026– 127 cows, 12 fed, 53 stockers, 7 bulls, 57 veal

	Price Range	Avg	Top
Cows	130.00-195.00	150.22	242.50
Bulls under 1600 lbs	171.00-175.00	173.06	175.00
Bulls over 1600 lbs	160.00-195.00	183.78	195.00
Veal over 600 lbs	305.00-345.00	329.88	345.00
Veal under 126 lbs	1100.00-1950.00	1359.99	2000.00

At Denfield Livestock Exchange Inc.: Nov 17, 2026 –149 Fed Cattle, 117 Cows, 6 Bull, 10 Veal, 184 Drop Calves

	Price Range	Average	Top
Large & Medium Frame Fed Steers +1250 lbs	270.00-296.00	284.28	317.00
Large & Medium Frame Fed Heifers +1000 lbs	268.00-304.50	289.77	313.00
Fed Heifers, Dairy & Dairy Cross +1000 lbs	223.00-244.00	229.50	244.00
Cows	115.00-166.00	140.33	228.00
Bulls under 1600 lbs	200.00-292.50	261.67	292.50
Bulls over 1600 lbs	167.00-188.00	179.33	188.00
Veal calves over 600 lb	220.00-290.00	265.07	345.00

At **Aylmer Stockyards Inc.**: November 18, 2026 – 75 Fed cattle, 25 Stockers, 224 Cows, 3 Bull , 11 Veal

	Price Range	Average	Top
Fed Heifers, dairy & dairy cross 1000+ lbs	140.99-262.00	230.50	262.00
Cows	84.99-189.99	137.40	218.00
Bulls over 1600 lbs	189.99-197.50	193.59	197.50
Veal 600 lbs and over	300.00-409.99	362.00	409.99

ONTARIO STOCKER & FEEDER TRADE

Stocker sale at **Keady Livestock Market.**: November 13, 2026 – 658 Stockers

Steers	Price Range	Average	Top	Heifers	Price Range	Average	Top
700-799							
600-699				**600-699**			
500-599				**500-599**			
				400-499			

Stocker sale at **Brussels Livestock:** November 13, 2026 – 1,474 Stockers

Steers	Price Range	Average	Top	Heifers	Price Range	Average	Top
1000+	376.00-427.00	402.41	438.00				
900-999	379.00-434.00	405.88	434.00	**900+**	324.00-425.75	376.16	442.00
800-899	415.00-452.50	433.71	477.50	**800-899**	338.00-421.00	392.29	440.00
700-799	442.50-514.00	468.70	525.00	**700-799**	345.00-460.00	406.04	460.00
600-699	510.00-588.00	543.31	588.00	**600-699**	445.00-487.50	461.58	487.50
500-599	550.00-636.00	587.79	662.50	**500-599**	510.00-602.50	548.63	602.50
400-499	570.00-725.00	640.05	752.50	**400-499**	352.50-624.00	555.33	660.00
<399	355.00-740.00	595.37	740.00	**300-300**	540.00-727.50	624.46	727.50

Stocker sale at **Hoard's Station Sale Barn:** November 17, 2026 – 175 Stockers

Steers	Price Range	Average	Top	Heifers	Price Range	Average	Top
700-799	387.50-505.00	436.00	505.00	**700-799**	290.00-411.00	366.63	411.00
600-699	430.00-545.00	488.13	565.00	**600-699**	422.00-492.50	461.17	492.50
500-599	475.00-655.00	574.71	655.00	**500-599**	510.00-577.50	541.40	577.50
400-499	425.00-742.50	616.62	742.50	**400-499**	540.00-640.00	586.74	640.00
<399	600.00-800.00	685.54	845.00	**300-399**	540.00-725.00	635.26	820.00

Stocker sale at **Keady Livestock Market:** November 17, 2026 – 323 Stockers

Steers	Price Range	Average	Top	Heifers	Price Range	Average	Top
1000+	350.00-377.50	366.74	377.50				
900-999	390.00-432.50	416.63	432.50	**900+**	250.00-415.00	296.25	415.00
700-799	490.00-515.00	506.67	515.00	**800-899**	330.00-442.50	384.38	442.50
600-699	435.00-555.00	509.51	585.00	**600-699**	360.00-435.00	399.84	435.00
500-599	582.50-690.00	647.36	705.00	**500-599**	440.00-547.50	502.50	547.50
400-499	660.00-775.00	755.83	875.00	**400-499**	505.00-660.00	585.00	800.00
<399	800.00-930.00	906.67	930.00	**300-399**	600.00-740.00	683.33	740.00

Stocker sale at **Renfrew Pontiac Livestock:** November 17, 2026 – 491 Stockers

Steers	Price Range	Average	Top	Heifers	Price Range	Average	Top
800-899	325.00-442.49	422.70	442.49	**800-899**	325.00-417.49	393.59	417.49
700-799	395.00-507.50	455.90	507.50	**700-799**	304.99-450.00	406.70	450.00
600-699	409.99-612.50	527.79	612.50	**600-699**	289.99-525.00	464.90	525.00
500-599	420.00-690.00	566.89	690.00	**500-599**	389.99-620.00	548.50	620.00
400-499	579.99-729.99	657.20	729.99	**400-499**	440.00-629.99	586.00	629.99
<399	500.00-900.00	754.99	900.00	**300-399**	550.00-729.99	630.29	729.99

Stocker sale at **Kawartha Lakes Community Sale Barn:** November 18, 2026 – 393 Stockers

Steers	Price Range	Average	Top	Heifers	Price Range	Average	Top
800-899	410.00-475.00	458.90	475.00				
700-799	480.00-525.00	499.77	525.00	**700-799**	389.00-441.00	411.62	441.00
600-699	400.00-628.00	569.12	628.00	**600-699**	410.00-570.00	474.96	570.00
500-599	550.00-687.50	644.90	742.50	**500-599**	520.00-620.00	570.00	620.00
400-499	630.00-810.00	693.27	810.00	**400-499**	475.00-680.00	595.87	680.00

Stocker sale at **Ontario Livestock Exchange:** November 18, 2026 – 239 Stockers

Steers	Price Range	Average	Top	Heifers	Price Range	Average	Top
1000+	386.00-438.00	407.46	438.00				
900-999	428.00-443.00	434.29	443.00				

Stocker sale at **Ontario Livestock Exchange:** November 19, 2026 – 587 Stockers

Steers	Price Range	Average	Top	Heifers	Price Range	Average	Top
1000+	290.00-400.00	341.25	400.00				
900-999	350.00-400.00	385.00	400.00	**900+**	270.00-385.00	329.88	395.00
800-899	265.00-385.00	340.56	430.00	**800-899**	335.00-400.00	380.00	430.00
700-799	350.00-510.00	447.93	560.00	**700-799**	325.00-400.00	387.20	450.00
600-699	475.00-595.00	519.39	595.00	**600-699**	380.00-500.00	447.71	500.00
500-599	475.00-625.00	557.63	700.00	**500-599**	440.00-650.00	473.91	650.00
400-499	575.00-700.00	656.48	860.00	**400-499**	525.00-695.00	593.82	765.00
<399	250.00-875.00	713.67	1150.00	**300-399**	525.00-675.00	625.63	675.00

Stocker sale at **Ontario Stockyards Inc:** November 19, 2026 – 916 Stockers

Steers	Price Range	Average	Top	Heifers	Price Range	Average	Top
1000+	220.00-360.00	304.25	395.00				
				900+	200.00-336.00	291.18	350.00
800-899	275.00-470.00	414.78	470.00	**800-899**	357.50-434.00	399.91	434.00
700-799	480.00-532.50	503.67	560.00	**700-799**	300.00-430.00	379.64	430.00
600-699	500.00-572.00	542.68	607.50	**600-699**	420.00-550.00	490.59	567.50
500-599	570.00-680.00	623.29	695.00	**500-599**	505.00-592.50	555.55	620.00
400-499	510.00-765.00	656.01	765.00	**400-499**	525.00-680.00	611.42	680.00
<399	510.00-725.00	637.59	795.00	**300-399**	520.00-710.00	603.48	710.00

WEEKLY LIVE CATTLE EXPORTS - ONTARIO (USDA)

	Week ending November 7, 2026	Previous Week	Year to Date
Total live slaughter cattle exported	**3,127**	**3,041**	**131,175**
through Ontario ports to the U.S.			
Steers & Heifers & Cows	**2,955**	**2,791**	**125,083**
Bulls	**172**	**250**	**6,092**

LIVE CATTLE – CANADA (AAFC/USDA)

IMPORTS		*Import % change from 2025 YTD*	*EXPORTS*		*Export % change from 2025 YTD*
Jan 1- Sep 30/2026			*Jan 1- Oct 31/26*		
Pure bred	**6,631**	**246%**	Processing steers, heifers & cows	**367,232**	**-19%**
Non-pure bred	**400,368**	**35%**	Feeder cattle & calves	**106,574**	**-14%**
			Bulls	**24,184**	**2%**
			Breeding/other	**17,429**	**10%**
			Total	**515,419**	**-16%**

FEDERALLY INSPECTED PROCESSING - Canfax/CBGA

	Week Ending Nov 14, 2026	*# of hd change from week ago*	*YTD*	*% Change (Week Ago)*	*% Change (Year Ago)*
ONTARIO	**11,011**	**-86**	**443,528**	**-1%**	**1.4%**
CANADA	**58,081**	**-8,720**	**2,445,260**	**-13%**	**1%**
Western Processing	**45,394**	**-8,564**	**1,929,893**	**-16%**	**0%**
Eastern Processing	**12,687**	**-156**	**515,367**	**-1%**	**2%**

AVERAGE CARCASS WEIGHTS – Canfax/CBGA

	CANADA		ONTARIO	
Week ending	*Steers*	*Heifers*	*Steers*	*Heifers*
14-Nov-26	**1,010**	**897**	**1,031**	**890**
7-Nov-26	**1,006**	**936**	**1,029**	**891**
8-Nov-25	**992**	**903**	**1,000**	**877**

DOMESTIC BEEF PRODUCTION – CANADA (million pounds) (Canfax/CBGA)

	November 14, 2026	Wk ago chg	YTD	YTD chg
Fed	47.4	-15%	1,974.7	3%
Non-Fed	8.2	-4%	290.2	7%
Total	55.5	-14%	2,265.0	4%

USDA ESTIMATED CATTLE PROCESSING VOLUME

	Week Ending November 21, 2026	*Previous Week*	*Year Ago*
Grand Total	547,000	545,000	589,000

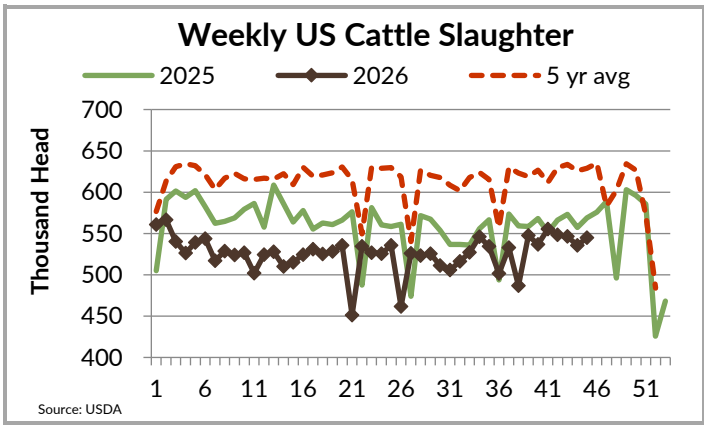

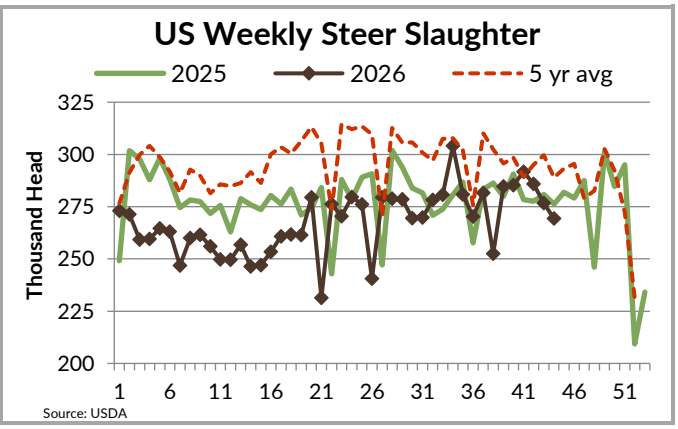

CANADIAN BEEF EXPORTS Jan 1 – Sep 30/2026 (Statistics Canada)

	YTD 2026	*YTD 2025*	*% Change*
United States	267,349	268,213	0%
Mexico	30,110	24,074	25%
Japan	23,306	30,672	-24%
SE Asia (excl Taiwan)	12,383	10,936	13%
South Korea	4,435	10,636	-58%
Other	40,714	11,407	257%
Total	378,297	355,938	6%

CANADIAN BEEF IMPORTS Jan 1 – Sep 30/2026 (Statistics Canda)

	YTD 2026	*YTD 2025*	*% Change*
United States	54,069	65,887	-18%
Australia	48,782	34,547	41%
New Zealand	34,317	26,804	28%
Mercosur	33,941	28,813	18%
Mexico	11,629	9,900	17%
EU 27	11,514	11,734	-2%
UK	3,180	4,410	-28%
Other	2,121	1,559	36%
Total	199,552	183,654	9%

PROJECTED BREAKEVENS FOR ONTARIO (Canfax Monthly Trends)

			Cdn $/cwt
Heifer Calves	Place in Nov 26	Out in Aug 27	335.01
Steer Calves	Place in Nov 26	Out in Sep 27	329.29
Yearling Heifer	Place in Nov 26	Out in May 27	321.09
Yearling Steer	Place in Nov 26	Out in Jun 27	327.72
(Based on $6.46/bushel Corn)			

QUEBEC ELECTRONIC AUCTION MARKET (F.O.B. THE FEEDLOT)

	Price	Change from Last Week
For the week ending November 19, 2026	N/A	N/A

ALBERTA DIRECT TRADE

Alberta's direct trade: for the week ending November 19, 2026

Steers	Live- FOB	295.00-295.00	Rail- **FOB**	470.00-494.17
Heifers	Live- FOB	N/A	Rail- **FOB**	470.00-475.00

U.S. TRADE (U.S. funds)

The U.S. cash cattle trade: for the week ending November 19, 2026

Choice and Select Steers and Heifers:	Live	215.00-217.00
	Rail	335.00-340.00

U.S. BOXED BEEF CUT-OUT VALUES (U.S. funds)

	Choice 600-900	Select 600-900
Current Five-Day Average	355.36	347.41

CHICAGO MERCANTILE EXCHANGE

Closing quotes on futures ***today*** were as follows:

Live Cattle			**Feeder Cattle**			**Corn**		
Dec	223.00	+0.15	**Jan**	335.43	-0.13	**Dec**	4.344	-4.4
Feb	227.70	+0.50	**Mar**	331.68	-0.40	**Mar**	4.486	-3.6
Apr	230.73	+0.68	**Apr**	330.70	-0.23	**May**	4.576	-3.4
Jun	226.00	+0.48	**May**	329.00	-0.03	**Jul**	4.654	-2.6
Aug	221.23	-0.15	**Aug**	329.70	-0.10	**Sep**	4.620	-2.2
Oct	218.68	-0.43	**Sep**	327.63	-0.05	**Dec**	4.762	-2.0

Soybeans			**Soft Red Winter Wheat**			**Canadian $**		
	US $/bu			***US $/bu***				
Jan	12.206	+13.2	**Dec**	5.742	-4.0	**Spot**	69.77	+0.02
Mar	12.246	+12.0	**Mar**	5.920	-3.0	**Dec**	69.82	-0.02
May	12.304	+10.6	**May**	5.994	-1.2	**Mar**	70.12	-0.02
Jul	12.340	+8.6	**Jul**	6.062	n/c	**Jun**	70.45	+0.01
Aug	12.156	+6.6	**Sep**	6.180	n/c	**Sep**	70.81	+0.08
Sep	11.786	+3.2	**Dec**	6.354	+0.2	**Dec**	71.05	+0.04

Beef Farmers of Ontario I Phone: 519.824.0334 I Fax: 519.824.9101 I Email: markets@ontariobeef.com

ONTARIO STOCKER & FEEDER SPECIAL FALL SALES

21-Nov	11:00 AM	Denfield Livestock Exchange	Bred Cow & Cow/Calf Pair Sale
21-Nov	12:00 PM	Ontario Stockyards Inc	Bred Cow Sale
21-Nov	1:00 PM	Maple Hill Auctions Ltd	Bred Heifer & Cow Sale
25-Nov	12:00 PM	Aylmer Stockyards Inc	Fall Stocker sale
25-Nov	1:00 PM	Vankleek Hill Livestock Exchange	Stocker sale
25-Nov	7:00 PM	Kawartha Lakes Community Sale Barn	Bred Cow Sale
27-Nov	11:00 AM	Hoards Station Sale Barn	Quinte Cattlemens 100% All Vaccinated, catalogued-Farm Fresh
27-Nov	5:00 PM	Keady Livestock Market	Special Bred Heifers Sale
28-Nov	11:00 AM	Denfield Livestock Exchange	Vaccinated Calf & Yearling Sale

Comments for the week ending November 19, 2026

Fed steers and heifers sold through auction markets at 405 head, were down 11 head from the previous week and 35 head larger than the same time last year. Fed steers averaged $276.64/cwt, down $0.54/cwt from the previous week's trade and $22.16/cwt below year ago prices. Fed heifers averaged $280.47/cwt,

up $4.21/cwt from the previous week and $17.45/cwt lower than last year. Fed steers and heifers sold steady at Brussels Livestock.

Multiple packers have bought cattle. Dressed sales in Ontario have been reported from $480-500/cwt delivered (mostly $480/cwt delivered), $20/cwt lower compared to last week. Cattle that traded will be picked up anywhere from 1-3 weeks. For the week ending November 14th, Eastern Canadian processing was 0.9% below a year ago and 5.5% below the five-year average. YTD processing is 2% above a year ago, with steers up 2% and heifers up 5%, cows up 1% and bulls down 36%. For the week ending November 7th, 2026, Eastern fed cattle and cow exports to the U.S. were 3,023 head, 36% lower than last year and 15% below the five-year average. YTD Eastern fed cattle and cow exports were down 10% from last year.

Cull cow receipts sold through auction markets were 1,920 head, 304 head smaller than the previous week and down 781 head from last year. Cows averaged $139.92/cwt, down $7.52/cwt from the previous week and down $27.45/cwt from last year. Beef cow prices averaged $153.45/cwt, down $12.81/cwt from the previous week's trade and $19.09/cwt below year ago prices.

Total receipts were 9,562 head with receipts of 5,445 stocker and feeder cattle selling through Ontario auction markets, down 1,792 head from the previous week and 201 head more than the same week last year. In the feeder market, steer prices were down $11.49/cwt on average compared to last week with heifers down $13.63/cwt. Auction markets reported feeder cattle sold at barely steady prices and stockers sold aggressively with a good buyer demand. Actual average prices collected this week saw steers from 400-500 lbs trading $31.40/cwt weaker than last week on average, 500-600 lbs down $21.17/cwt, 600-700 lbs down $34.10/cwt, 700-800 lbs down $17.87/cwt, 800-900 lbs up $1.24/cwt, steers 900-1000 lbs up $22.12/cwt and steers 1000 lbs plus averaged $0.76/cwt stronger than the previous week's weighted average prices. Heifers from 300-400 lbs were down $19.59/cwt from last week on average, 400-500 lbs down $11.43/cwt, 500-600 lbs down $15.85/cwt, 600-700 lbs down $46.95/cwt, 700-800 lbs down $8.98/cwt, 800-900 lbs up $20.54/cwt and heifers 900 lbs and over averaged $13.17/cwt weaker than the previous week's weighted average prices. For the week ending November 7th, 2026, Eastern Canadian feeder exports to the U.S. were 668 head, 76% higher than last year, and 36% below the five-year average. YTD Eastern Canadian feeder exports are down 8% from last year.

The Quebec electronic market prices were not available at press time.

Alberta direct trade last week saw dressed sales reported at $480/cwt delivered, $10/cwt lower than the previous week. Fed steers were trading sideways in the high $290's/cwt for ten weeks before coming under pressure and are down $13/cwt over the last two weeks. Fed steers are trading $10/cwt below last year and on par with 2025 second half of the year low. For the week ending November 14th, Western Canadian fed processing was 37,790 head, 25.3% above last year. Alberta fed cash-to-futures basis moved counter seasonally, closing the week at -25.23, 17 weaker than last week.

In the U.S. last week, only very light trade in Iowa was reported, with live sales at $210/cwt and dressed sales at $335/cwt. Live sales were steady to $8/cwt softer than last week with dressed sales steady to $5/cwt lower. After hours trade on Friday and Saturday saw sales in the North at $215/cwt, with the South at $218/cwt. Sales were steady with the previous week. The all-fresh retail beef price for October was $9.44/lb. This is the lowest the all-fresh price has been since November 2025 and is a slight 0.6% above last year. From Thursday-to-Thursday Choice cutout values closed $3.97/cwt lower while Select was off $3.61/cwt.

The latest USDA World Agricultural Supply and Demand report revised corn production for 2026-27 down 141 million bushels to 15.9 billion bushels. Yield was also reduced, to 179.6 bu/ac, down 1.6 bu/ac from the October report. As of November 8th, corn harvest in Iowa was 72% complete, compared to the five-year average of 89%. The Canadian beef retail price in September averaged $28.78/kg, 11% higher than last year and established a new record high.